



US00D655262S

(12) **United States Design Patent**
Honma et al.

(10) **Patent No.:** **US D655,262 S**
(45) **Date of Patent:** **** Mar. 6, 2012**

(54) **SIDE WALL FOR REACTOR FOR MANUFACTURING SEMICONDUCTOR**

(75) Inventors: **Manabu Honma**, Oshu (JP); **Katsuyuki Hishiya**, Oshu (JP)

(73) Assignee: **Tokyo Electron Limited**, Minato-Ku (JP)

(**) Term: **14 Years**

(21) Appl. No.: **29/389,569**

(22) Filed: **Apr. 13, 2011**

(30) **Foreign Application Priority Data**

Oct. 21, 2010 (JP) 2010-025243

(51) **LOC (9) Cl.** **13-03**

(52) **U.S. Cl.** **D13/182**

(58) **Field of Classification Search** D13/182;
65/41; 118/715, 725, 733; 432/247
See application file for complete search history.

(56) **References Cited**

U.S. PATENT DOCUMENTS

5,676,869 A * 10/1997 Nakayama et al. 219/390
6,101,844 A * 8/2000 Fowler et al. 65/41

6,884,297	B2 *	4/2005	Park et al.	118/715
6,911,093	B2 *	6/2005	Stacey et al.	118/715
7,371,998	B2 *	5/2008	Harris et al.	219/390
D586,768	S *	2/2009	Inoue et al.	D13/182
D588,078	S *	3/2009	Okada et al.	D13/182
D600,659	S *	9/2009	Matsuura et al.	D13/182
D611,013	S *	3/2010	Takahashi	D13/182
8,002,895	B2 *	8/2011	Inoue et al.	118/715
2006/0124058	A1 *	6/2006	Sakai et al.	118/715
2007/0113783	A1 *	5/2007	Lee et al.	118/715
2007/0181062	A1 *	8/2007	Kim et al.	118/715
2009/0159004	A1 *	6/2009	Yoshioka	118/715

* cited by examiner

Primary Examiner — Selina Sikder

(74) *Attorney, Agent, or Firm* — Burr & Brown

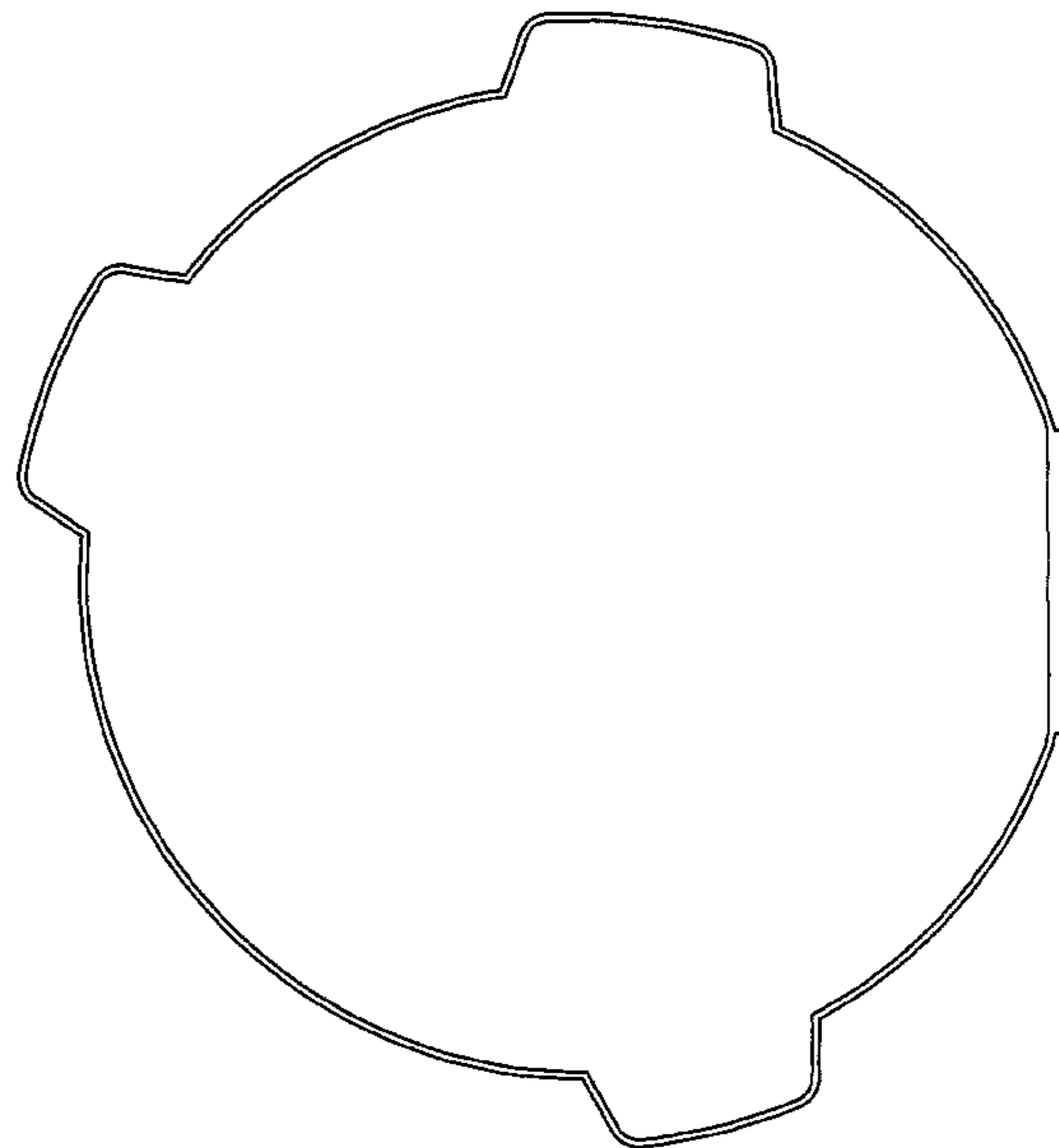
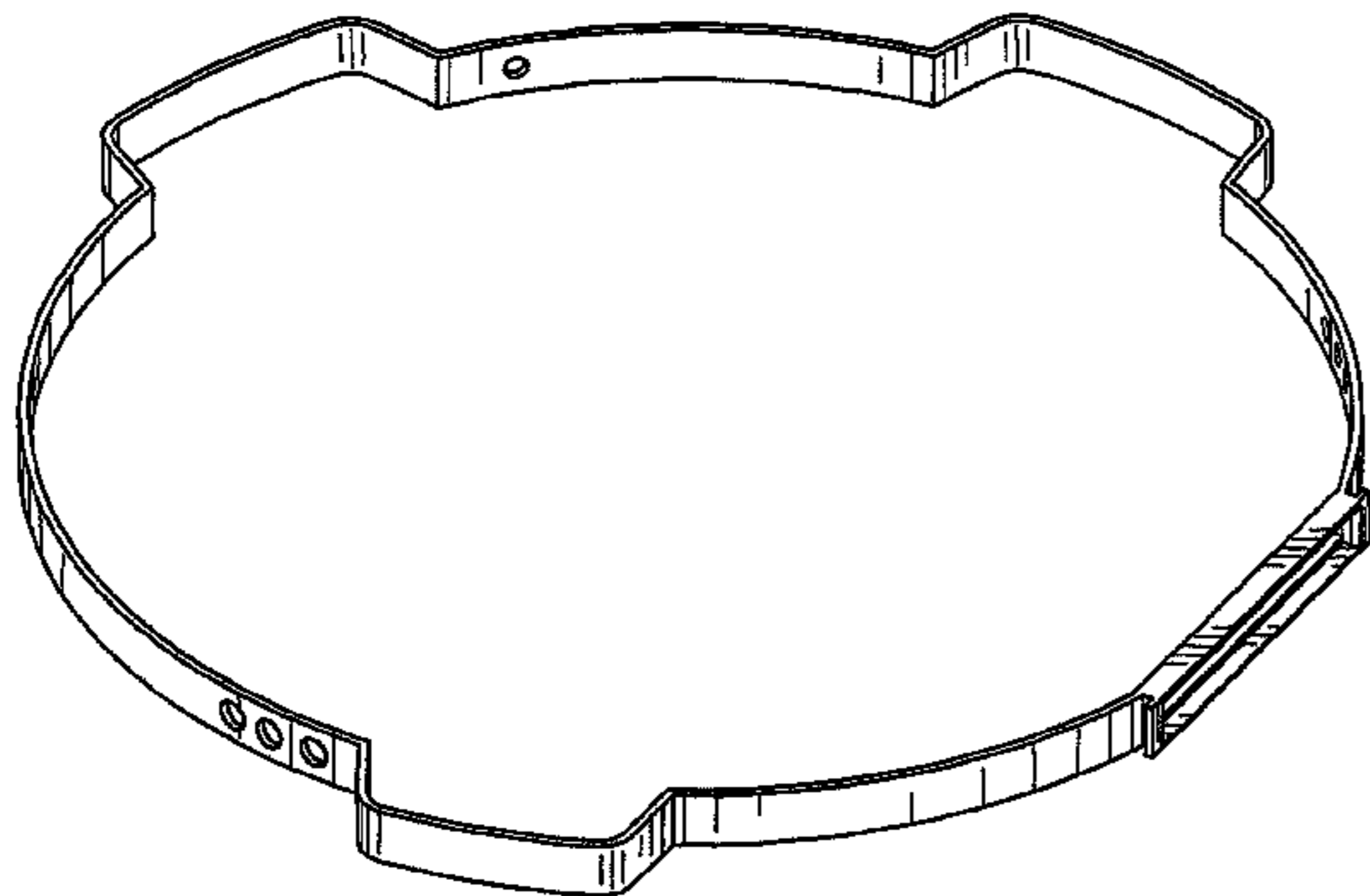
(57) **CLAIM**

The ornamental design for side wall for reactor for manufacturing semiconductor, as shown and described.

DESCRIPTION

FIG. 1 is front perspective view of a side wall for reactor for manufacturing semiconductor illustrating our new design; FIG. 2 is a front view thereof; FIG. 3 is a rear view thereof; FIG. 4 is a right side view thereof; FIG. 5 is a left side view thereof; FIG. 6 is a top view thereof; and, FIG. 7 is a bottom view thereof.

1 Claim, 5 Drawing Sheets



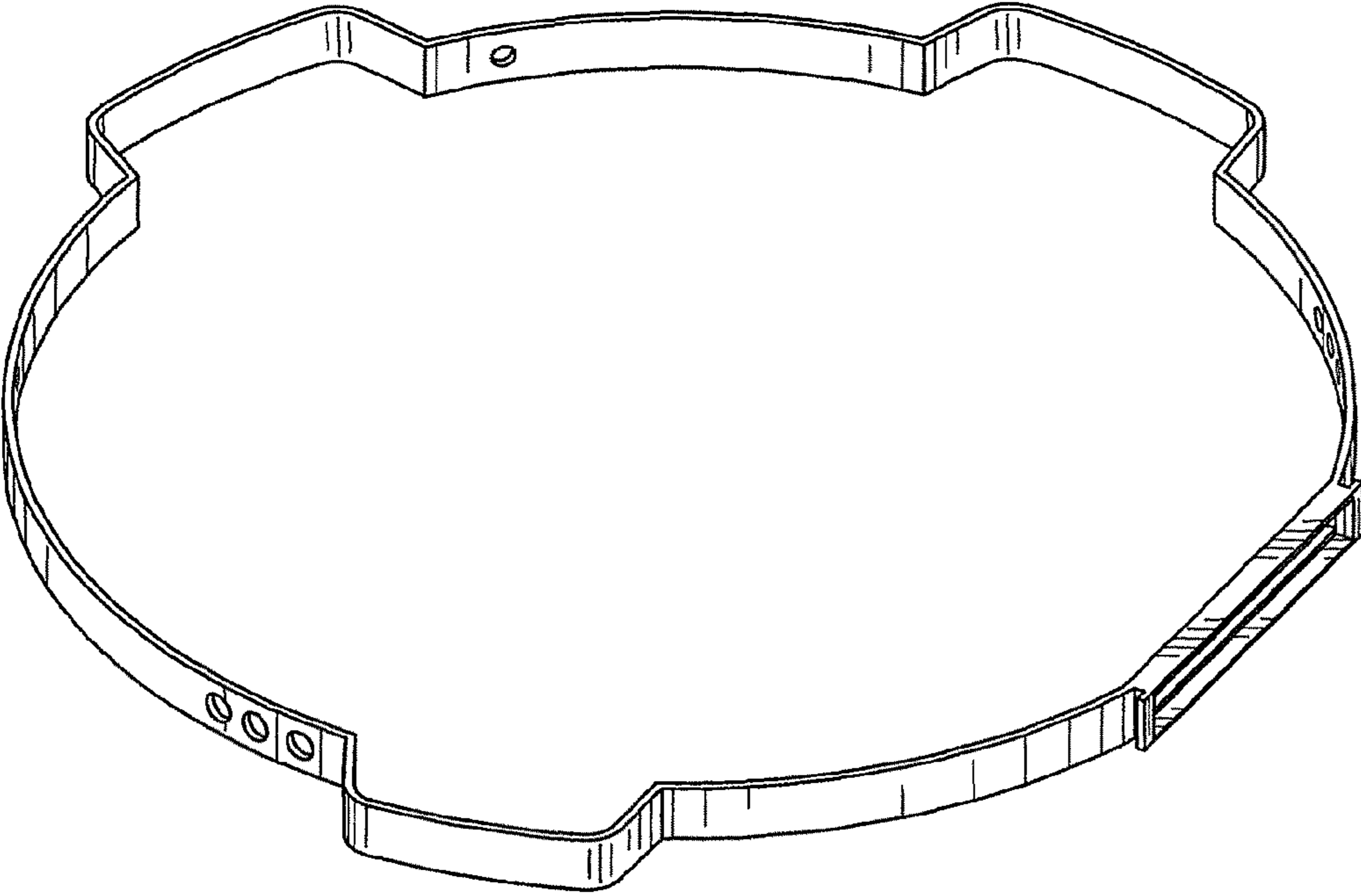


FIG. 1




FIG. 2

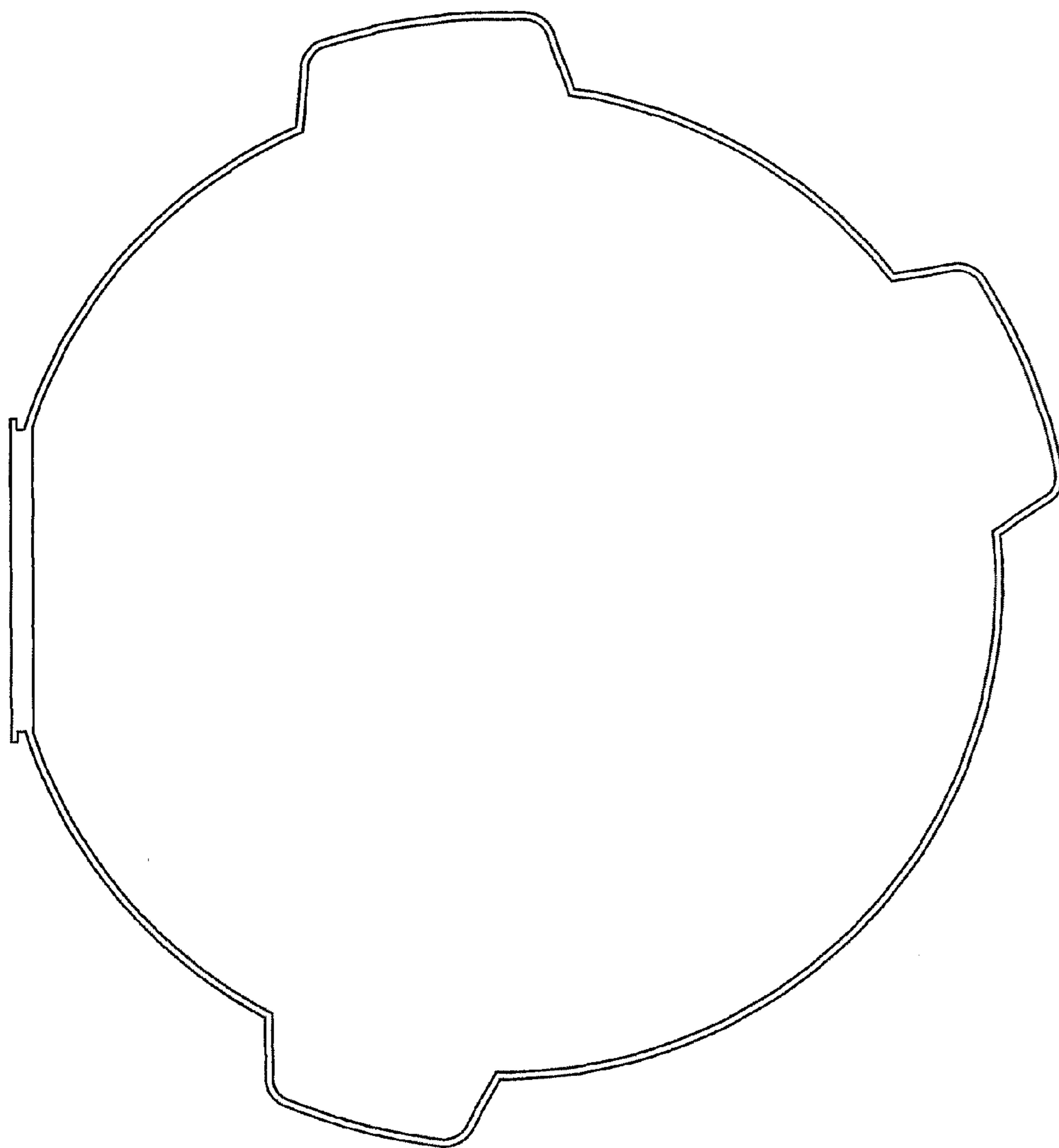


FIG. 3



FIG. 4



FIG. 5



FIG. 6



FIG. 7