



US00D655230S

(12) **United States Design Patent**
Nishihama

(10) **Patent No.:** **US D655,230 S**
(45) **Date of Patent:** **** Mar. 6, 2012**

(54) **AUTOMOBILE**

(75) **Inventor:** **Toyokazu Nishihama, Toyota (JP)**

(73) **Assignee:** **Toyota Jidosha Kabushiki Kaisha (JP)**

(**) **Term:** **14 Years**

(21) **Appl. No.:** **29/388,441**

(22) **Filed:** **Mar. 29, 2011**

(30) **Foreign Application Priority Data**

Oct. 6, 2010 (JP) 2010-023937

(51) **LOC (9) Cl.** **12-16**

(52) **U.S. Cl.** **D12/196**

(58) **Field of Classification Search** D12/184,
D12/196, 90-92, 86; 280/152.1, 847-849,
280/851; 296/181.1, 181.5

See application file for complete search history.

(56) **References Cited**

U.S. PATENT DOCUMENTS

D508,004 S *	8/2005	Metros et al.	D12/196
D531,547 S *	11/2006	Hiruta et al.	D12/92
D547,699 S *	7/2007	Okazaki et al.	D12/92
D562,188 S *	2/2008	Matsumoto et al.	D12/92
D573,522 S *	7/2008	Sato et al.	D12/196
D580,331 S *	11/2008	Gueler et al.	D12/196
D580,332 S *	11/2008	Gueler et al.	D12/196
D592,117 S *	5/2009	Ward	D12/196
D592,555 S *	5/2009	Kanno et al.	D12/92
D598,355 S *	8/2009	Sato et al.	D12/196
D598,813 S *	8/2009	Hiranaka et al.	D12/92
D598,822 S *	8/2009	Hiranaka et al.	D12/164
D598,823 S *	8/2009	Hiranaka et al.	D12/164
D601,072 S *	9/2009	Giachin	D12/196

D602,399 S *	10/2009	Sakae et al.	D12/91
D602,821 S *	10/2009	Tada et al.	D12/164
D605,101 S *	12/2009	Mueller	D12/196
D605,572 S *	12/2009	Ward	D12/196
D620,841 S *	8/2010	Sakae et al.	D12/92
D622,186 S *	8/2010	Miyata et al.	D12/92
D622,191 S *	8/2010	Yagi et al.	D12/164
D630,555 S *	1/2011	Koshino et al.	D12/92
D633,838 S *	3/2011	Loeb	D12/196
D633,839 S *	3/2011	Matei et al.	D12/196
D636,317 S *	4/2011	Matei et al.	D12/196

* cited by examiner

Primary Examiner — Melody N Brown

(74) *Attorney, Agent, or Firm* — SAIDMAN DesignLaw Group

(57) **CLAIM**

The ornamental design for an automobile, as shown and described.

DESCRIPTION

FIG. 1 is a front, left perspective view of an automobile showing my new design;

FIG. 2 is a rear, left perspective view thereof;

FIG. 3 is a left side elevation view thereof, the right side view being a mirror image thereof;

FIG. 4 is a top view thereof;

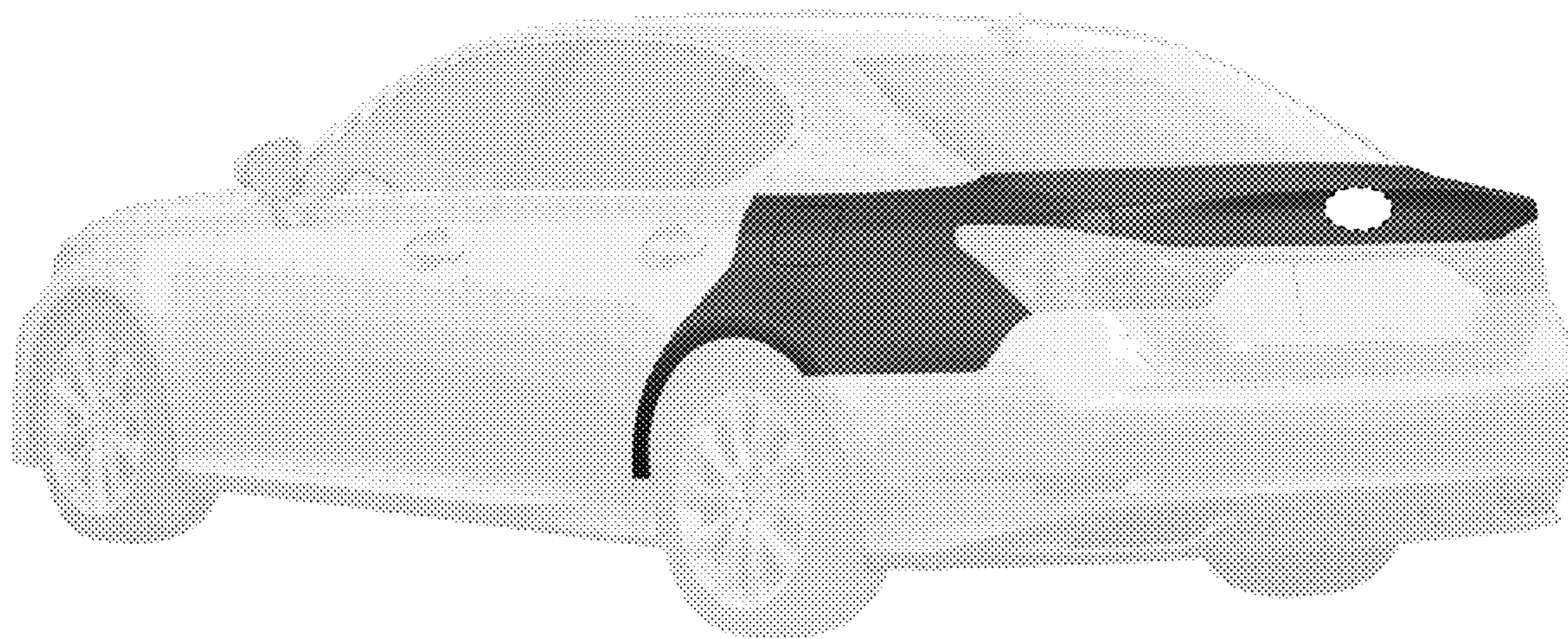
FIG. 5 is a front elevation view thereof; and,

FIG. 6 is a rear elevation view thereof.

The broken lines illustrate portions of the automobile and form no part of the claimed design.

The claimed design is indicated by the relatively dark portions in the figures, while the relatively light portions are environmental and form no part of the claimed design.

1 Claim, 3 Drawing Sheets






FIG. 1

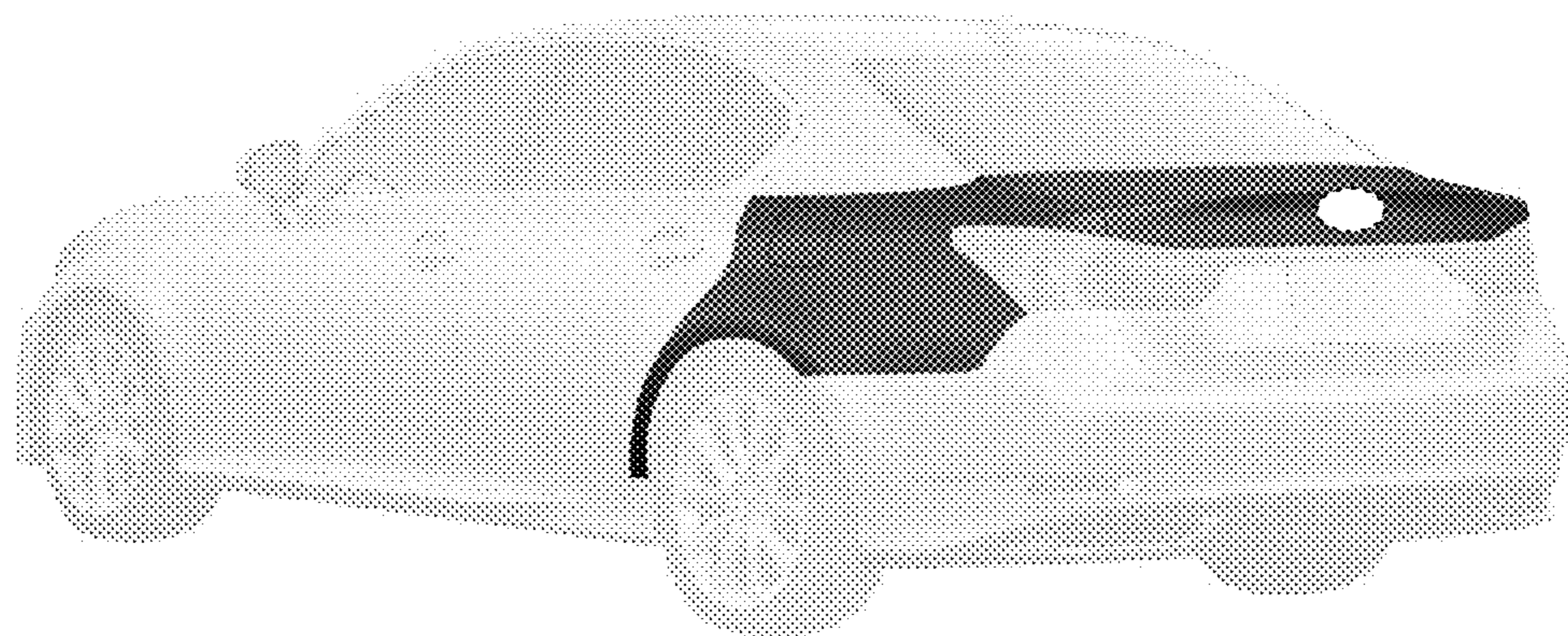


FIG. 2

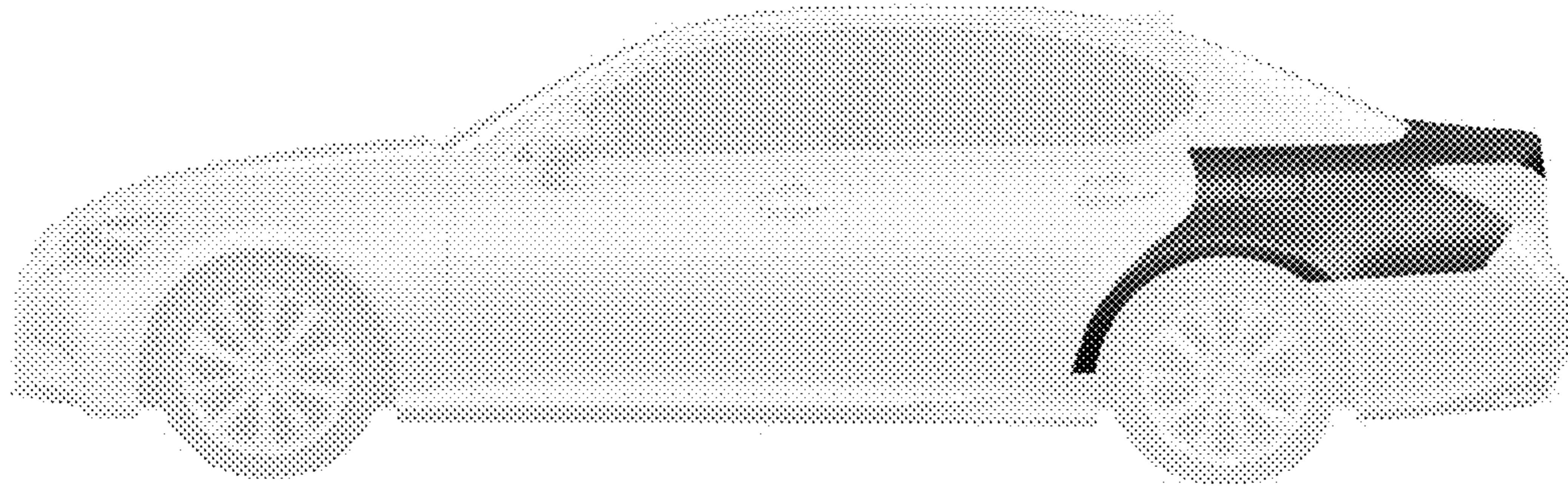


FIG. 3

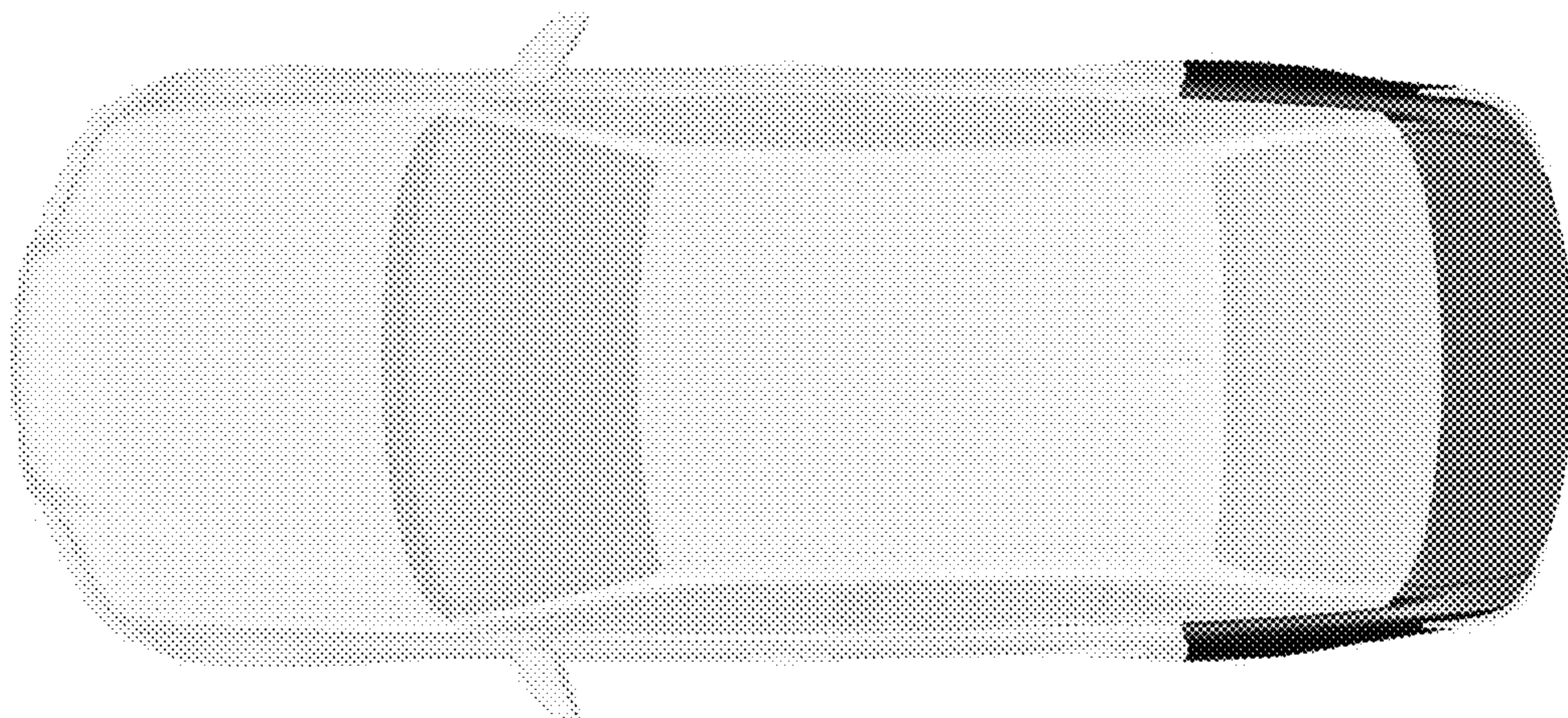


FIG. 4



FIG. 5

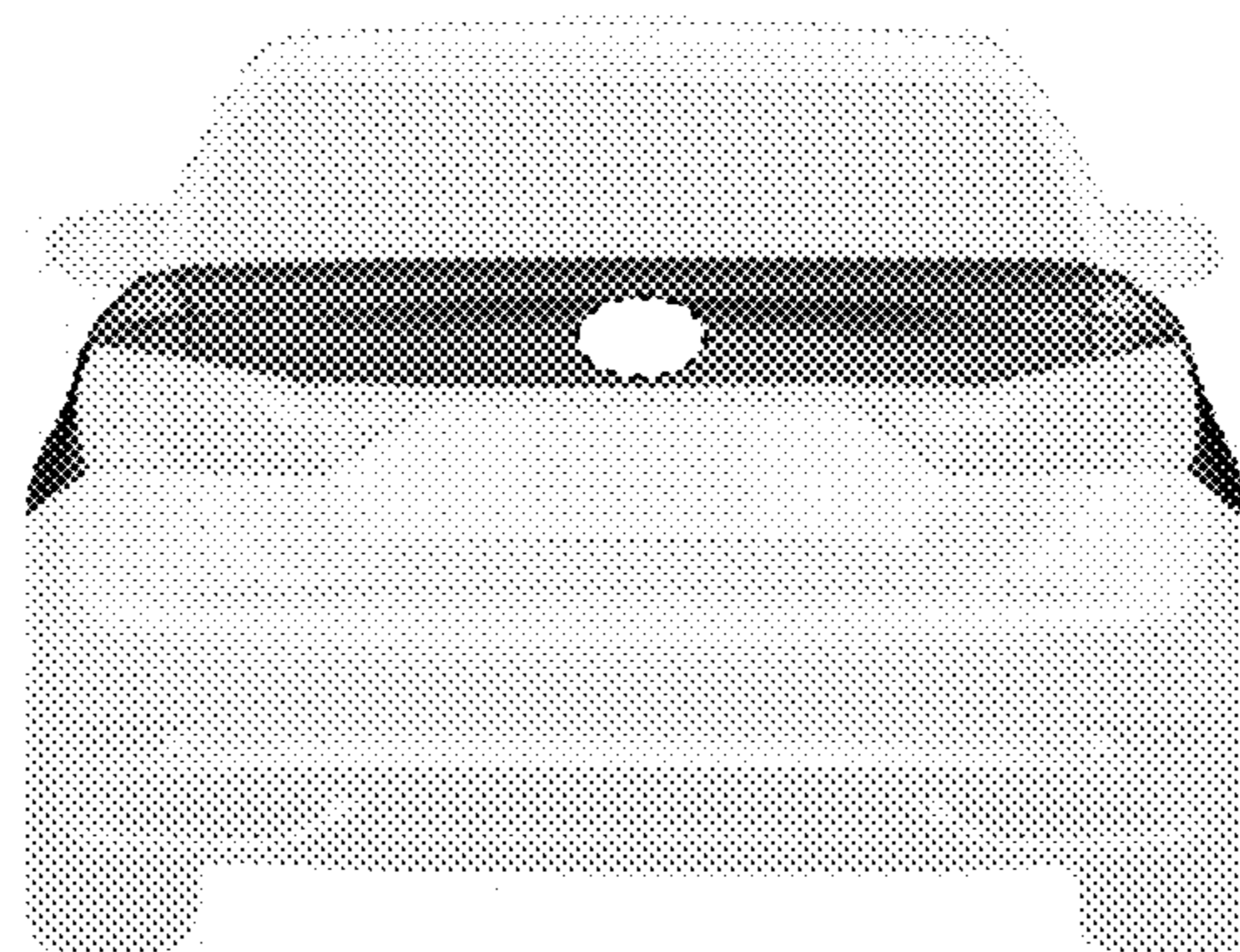


FIG. 6