



US00D655227S

(12) **United States Design Patent**
Hanson et al.

(10) **Patent No.:** **US D655,227 S**
(45) **Date of Patent:** **** Mar. 6, 2012**

(54) **HOOD OF A TRUCK**

(75) Inventors: **Eric J. Hanson**, Valparaiso, IN (US);
Gary C. Bryant, Chillicothe, IL (US);
Paul X. Buescher, Winston-Salem, NC
(US); **Marcey Collins**, Fort Wayne, IN
(US); **Susan M. LaBounty**, Payne, OH
(US); **Gregory C. Miller**, Rochester, MI
(US); **Sandeep Premkumar**, Fort
Wayne, IN (US); **James R. Therrien**,
Commerce Township, MI (US); **Erik C.**
Wilson, Decatur, IN (US); **Joseph F.**
deNatale, Fort Wayne, IN (US); **Jerry**
Connett, Fort Wayne, IN (US); **Kim**
Hemme, Sterling Heights, MI (US)

D426,800 S 6/2000 Zimmerman
D437,574 S 2/2001 Beigel
D450,277 S 11/2001 Onopa
D455,381 S 4/2002 Maher et al.
D458,197 S 6/2002 Maher et al.
D466,450 S 12/2002 Maher et al.
D502,897 S 3/2005 Delashaw et al.
D502,901 S 3/2005 Delashaw et al.
D504,642 S 5/2005 Perfetti et al.
D523,793 S 6/2006 Beigel
D536,287 S 2/2007 Beigel et al.
D537,761 S 3/2007 Beigel et al.
D540,725 S 4/2007 Gunter et al.
D556,654 S 12/2007 Lee et al.

(Continued)

(73) Assignee: **Caterpillar Inc.**, Peoria, IL (US)

(**) Term: **14 Years**

(21) Appl. No.: **29/381,435**

(22) Filed: **Dec. 20, 2010**

(51) **LOC (9) Cl.** **12-16**

(52) **U.S. Cl.** **D12/173**

(58) **Field of Classification Search** D12/173,
D12/196, 86, 90-92; 180/69.21, 69.2, 69.22

See application file for complete search history.

(56) **References Cited**

U.S. PATENT DOCUMENTS

D307,126 S 4/1990 Allendorph et al.
D328,273 S 7/1992 McGrew, Jr. et al.
D335,272 S 5/1993 Allendorph et al.
D366,638 S 1/1996 Tucker et al.
D367,027 S 2/1996 Onopa et al.
D382,841 S 8/1997 Norwood et al.
D391,908 S 3/1998 Allendorph et al.
D394,035 S 5/1998 Stosel et al.
D394,624 S 5/1998 Allendorph et al.
D412,689 S 8/1999 Onopa

Primary Examiner — Melody N Brown

(74) *Attorney, Agent, or Firm* — Jeffrey A. Ruppel; Bart A. Fisher

(57) **CLAIM**

The ornamental design for a hood of a truck, as shown and described.

DESCRIPTION

FIG. 1 is a left, front perspective view of a hood of a truck showing our new design, the portions of the truck shown in broken lines are for illustrative purposes only and form no part of the claimed design;

FIG. 2 is an enlarged left, front perspective view thereof, without the truck portions shown;

FIG. 3 is an enlarged left side elevational view thereof;

FIG. 4 is an enlarged top plan view thereof;

FIG. 5 is an enlarged front elevational view thereof;


FIG. 6 is an enlarged rear elevational view thereof;

FIG. 7 is an enlarged bottom plan view thereof; and,

FIG. 8 is an enlarged left, rear perspective view thereof.

The broken lines of the figures showing additional portions of the truck are included for the purpose of illustrating environmental structure and form no part of the claimed design.

1 Claim, 8 Drawing Sheets



US D655,227 S

Page 2

U.S. PATENT DOCUMENTS

D571,696 S	6/2008	Rosen et al.	
D589,846 S	4/2009	Tanaka	
D607,792 S *	1/2010	Weil	D12/173
D609,144 S *	2/2010	Takayama	D12/173
D612,779 S *	3/2010	Elliott et al.	D12/173
D620,852 S *	8/2010	Froehlich	D12/173
D627,281 S *	11/2010	Yoshida et al.	D12/173
D628,946 S *	12/2010	Cogswell	D12/173
D634,682 S *	3/2011	Matei et al.	D12/173
D639,216 S *	6/2011	Faghihzadeh	D12/173

* cited by examiner

FIG. 1




FIG. 2



FIG. 3

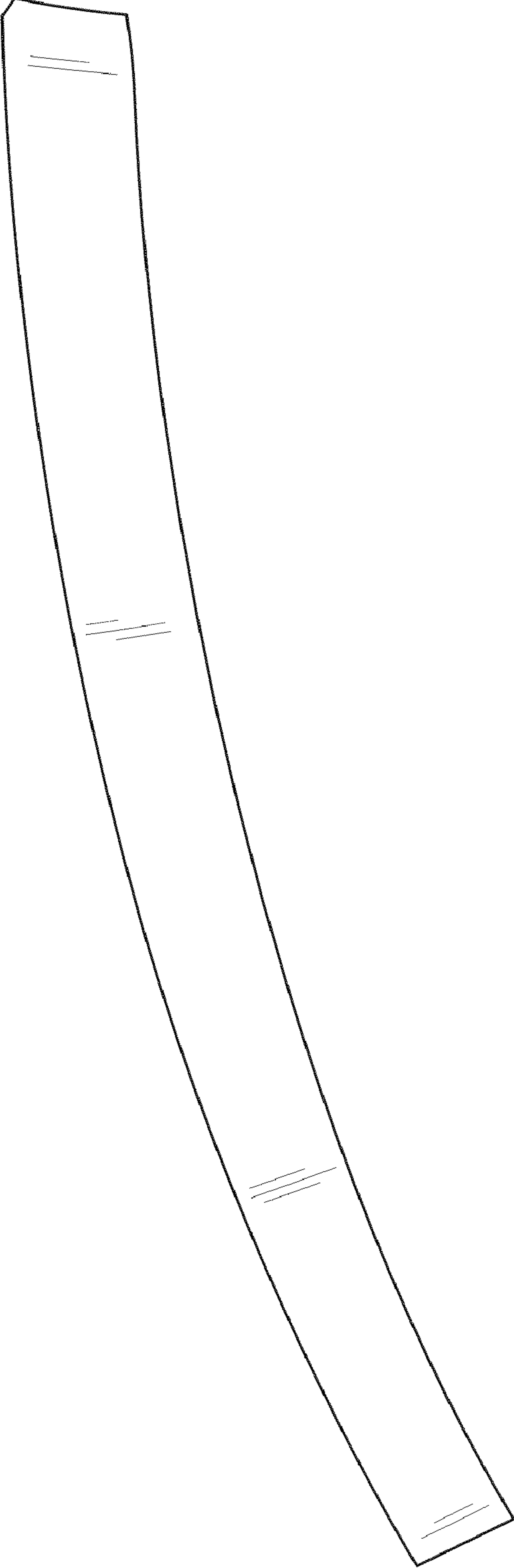


FIG. 4

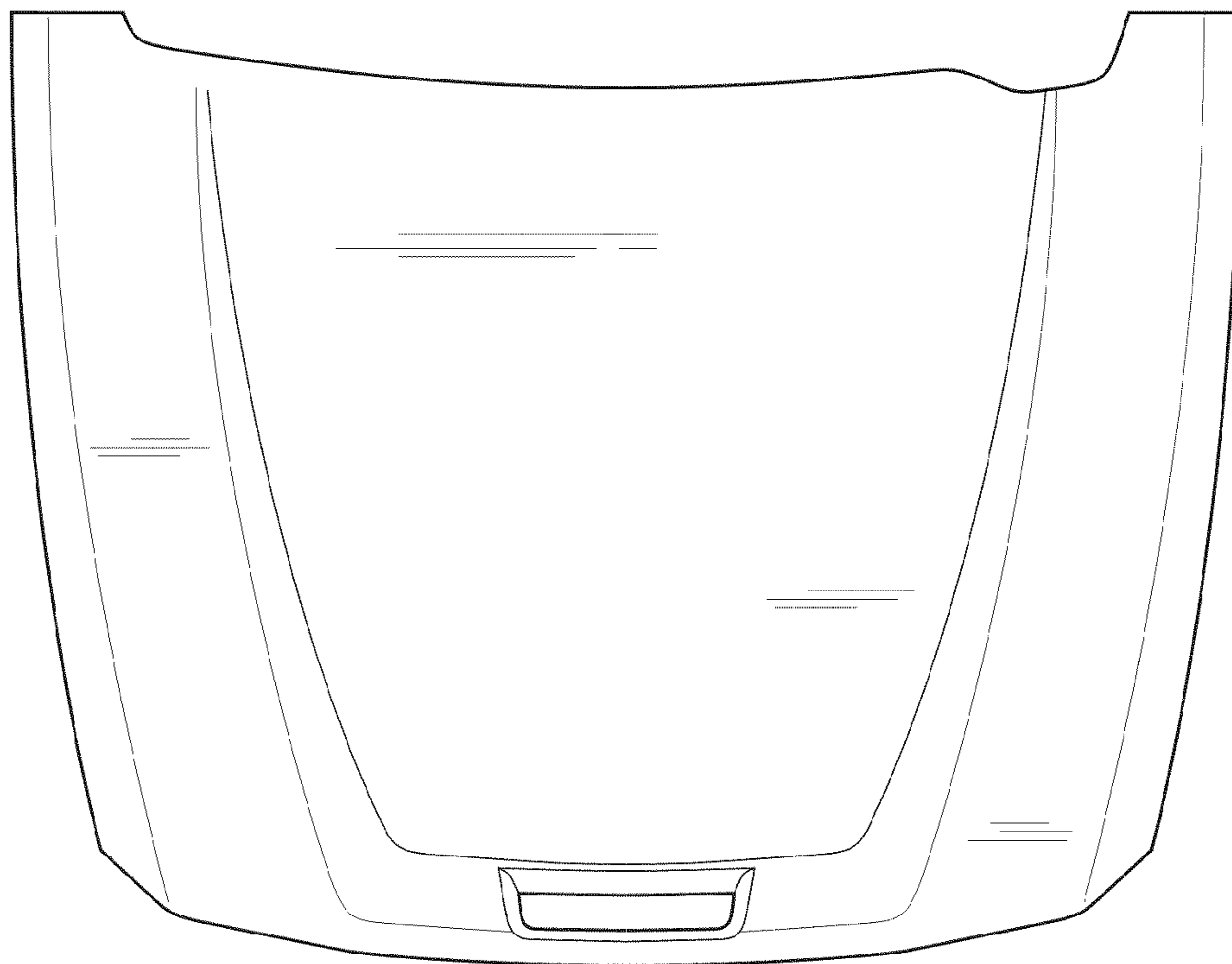


FIG. 5

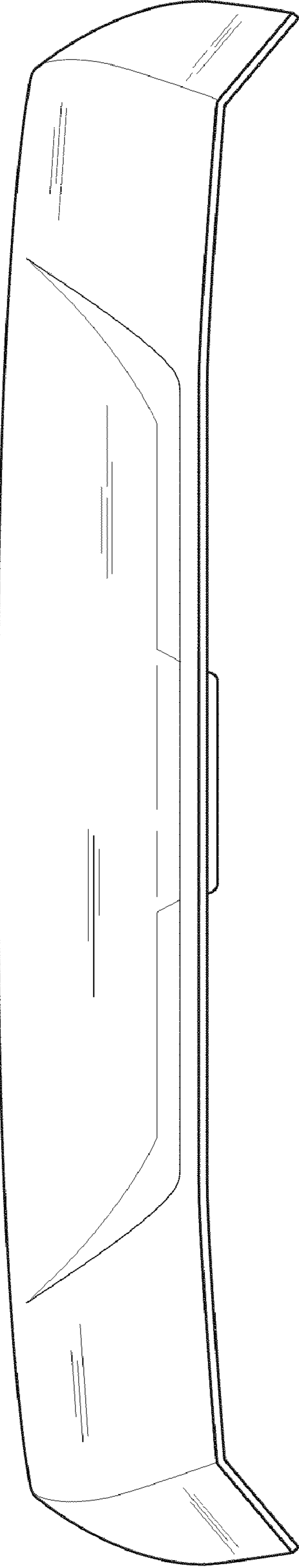


FIG. 6

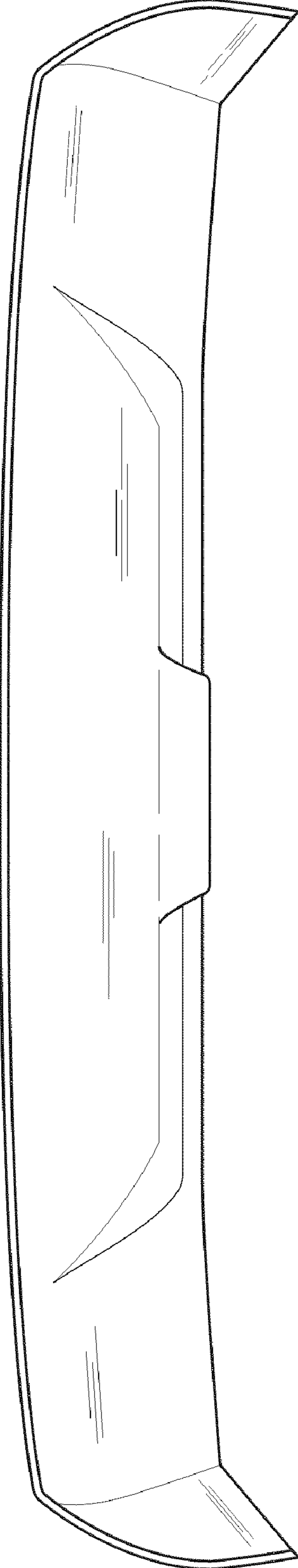


FIG. 7

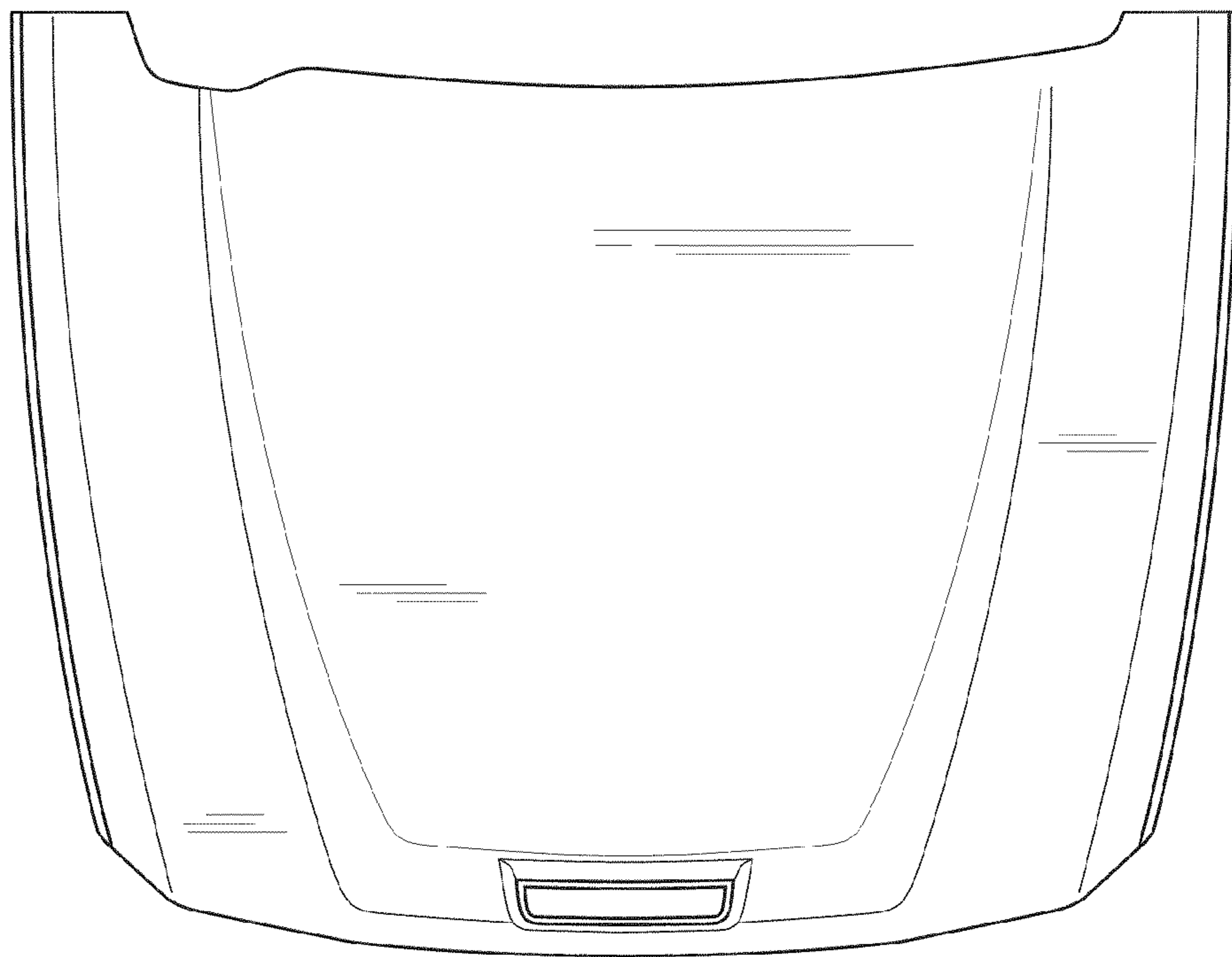


FIG. 8

