



US00D655226S

(12) **United States Design Patent**
Hanson et al.

(10) **Patent No.:** **US D655,226 S**
(45) **Date of Patent:** **** Mar. 6, 2012**

(54) **GRILLE SURROUND OF A TRUCK**

D605,986 S * 12/2009 Raghavendran et al. D12/163
D627,692 S * 11/2010 Cheng D12/163
D631,800 S * 2/2011 Peltola et al. D12/163

(75) Inventors: **Eric J. Hanson**, Valparaiso, IN (US);
Gary C. Bryant, Chillicothe, IL (US);
Joseph F. deNatale, Fort Wayne, IN
(US); **Marcey Collins**, Fort Wayne, IN
(US)

* cited by examiner

Primary Examiner — Melody N Brown

(74) *Attorney, Agent, or Firm* — Jeffrey A. Ruppel; Bart A. Fisher

(73) Assignee: **Caterpillar Inc.**, Peoria, IL (US)

(57) **CLAIM**

(**) Term: **14 Years**

The ornamental design for a grille surround of a truck, as shown and described.

(21) Appl. No.: **29/381,437**

DESCRIPTION

(22) Filed: **Dec. 20, 2010**

(51) **LOC (9) Cl.** **12-16**

(52) **U.S. Cl.** **D12/163**

(58) **Field of Classification Search** D12/163,
D12/196, 171, 216, 90-92, 86; 180/68.1,
180/68.6; 296/193.11

See application file for complete search history.

(56) **References Cited**

U.S. PATENT DOCUMENTS

2,542,238	A	2/1951	Dreyfuss	
2,796,141	A	6/1957	Schreiner	
D294,707	S	3/1988	Cameron	
D389,108	S	* 1/1998	Norwood et al. D12/163
D400,835	S	* 11/1998	Le Quement et al. D12/163
D412,874	S	* 8/1999	Meryman et al. D12/163
D420,958	S	2/2000	Sousamian	
D420,961	S	2/2000	Sousamian	
D425,835	S	* 5/2000	Cook et al. D12/163
D496,890	S	10/2004	Metros et al.	
D502,897	S	* 3/2005	Delashaw et al. D12/163
D528,050	S	* 9/2006	McCuller et al. D12/163
D530,247	S	* 10/2006	Angelo et al. D12/163
D551,133	S	* 9/2007	Angelo et al. D12/163
D557,714	S	12/2007	Higashikawa	
D559,869	S	1/2008	Kelley et al.	
D597,106	S	* 7/2009	Kelley et al. D12/163
D601,932	S	* 10/2009	Rosen et al. D12/163

FIG. 1 is a left, front perspective view of a grille surround of a truck showing our new design, the portions of the truck shown in broken lines are for illustrative purposes only and form no part of the claimed design;

FIG. 2 is an enlarged left, front perspective view thereof, without the truck portions shown;

FIG. 3 is an enlarged left side elevational view thereof;

FIG. 4 is an enlarged top plan view thereof;

FIG. 5 is an enlarged front elevational view thereof;

FIG. 6 is an enlarged rear elevational view thereof;

FIG. 7 is an enlarged bottom plan view thereof;

FIG. 8 is a left, front perspective view of a grille surround of a truck showing a second embodiment of our new design, the portions of the truck shown in broken lines are for illustrative purposes only and form no part of the claimed design;

FIG. 9 is an enlarged left, front perspective view of FIG. 8;

FIG. 10 is an enlarged left side elevational view of FIG. 8;

FIG. 11 is an enlarged top plan view of FIG. 8;

FIG. 12 is an enlarged front elevational view of FIG. 8

FIG. 13 is an enlarged rear elevational view of FIG. 8; and,

FIG. 14 is an enlarged bottom plan view of FIG. 8.

The broken lines of the figures showing additional portions of the truck are included for the purpose of illustrating environmental structure and form no part of the claimed design.

1 Claim, 14 Drawing Sheets




FIG. 1




FIG. 2

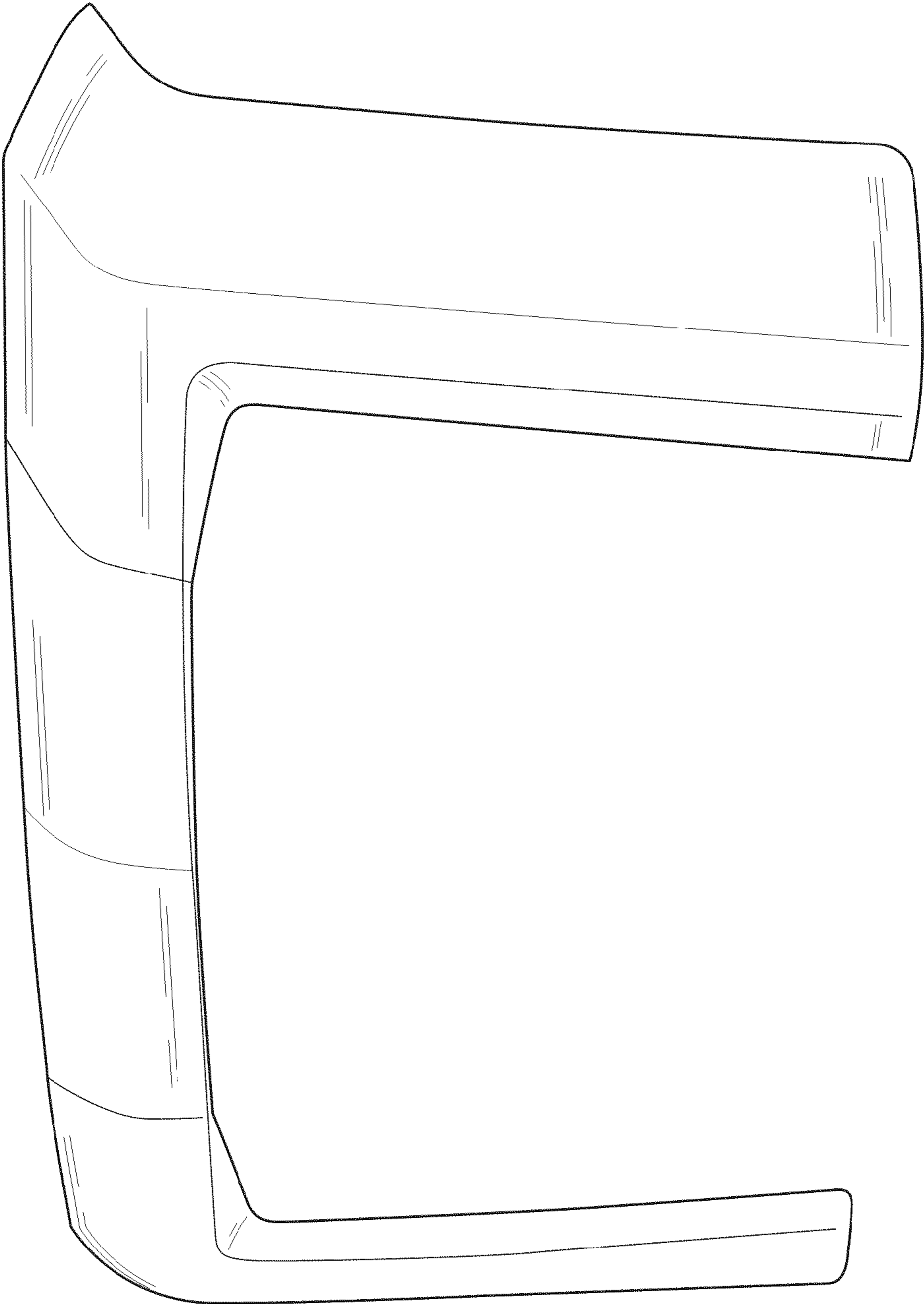


FIG. 3

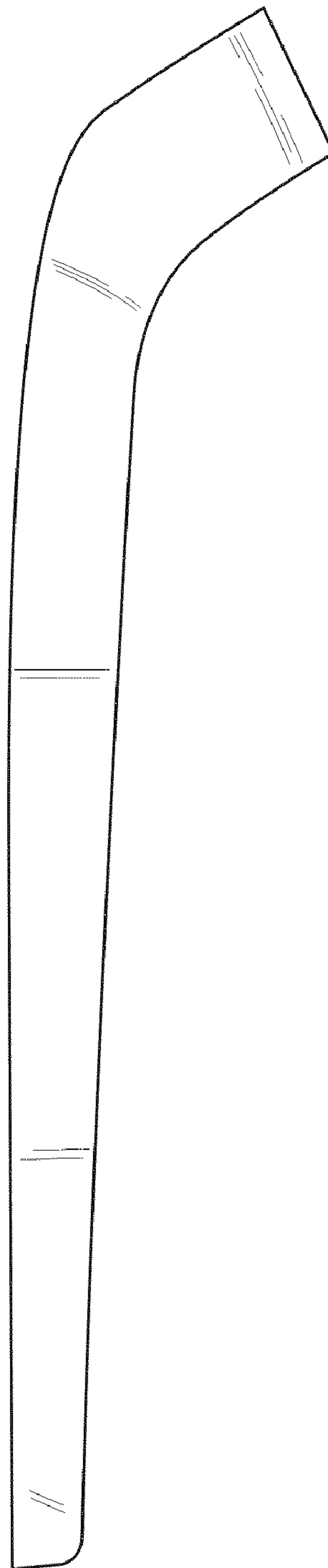


FIG. 4

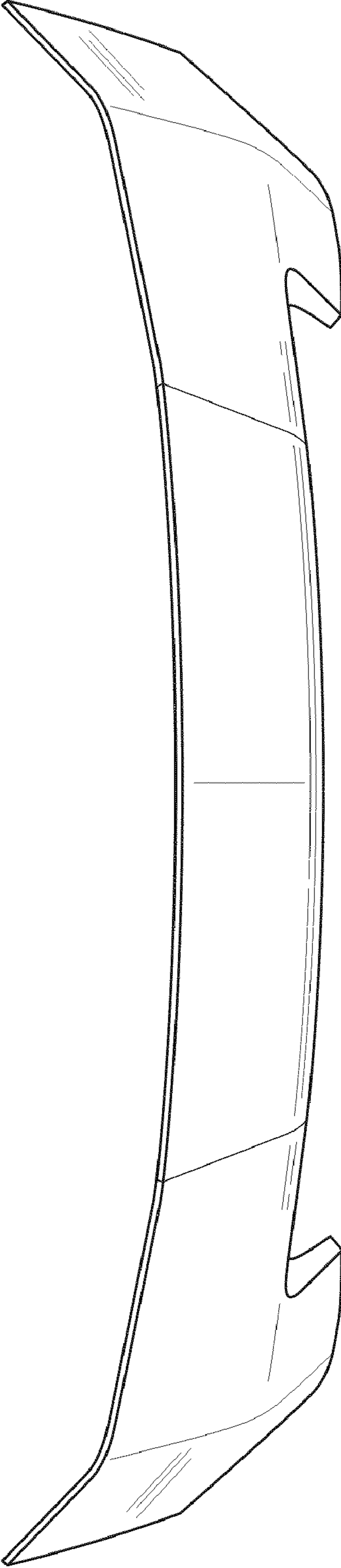


FIG. 5

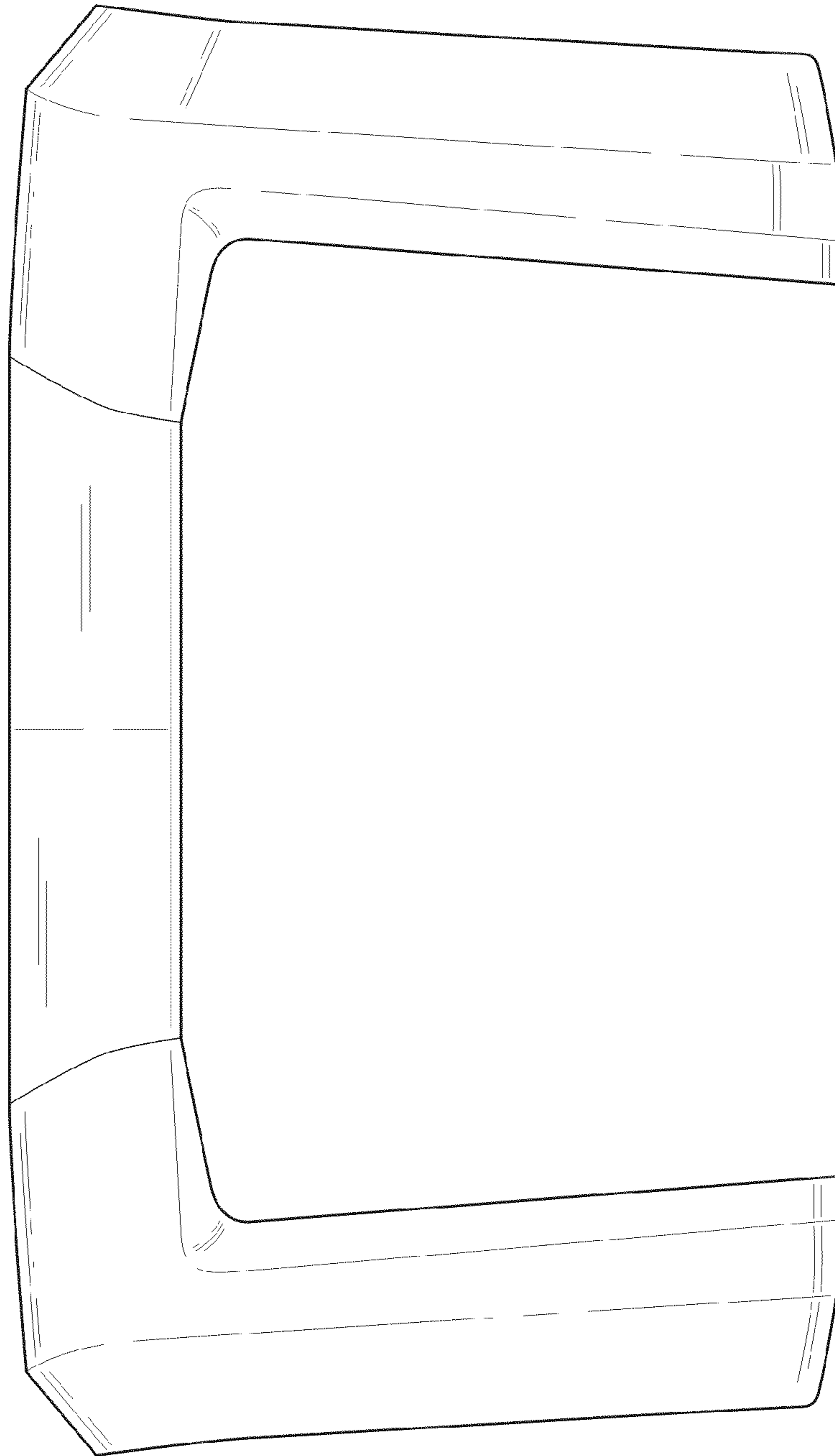


FIG. 6

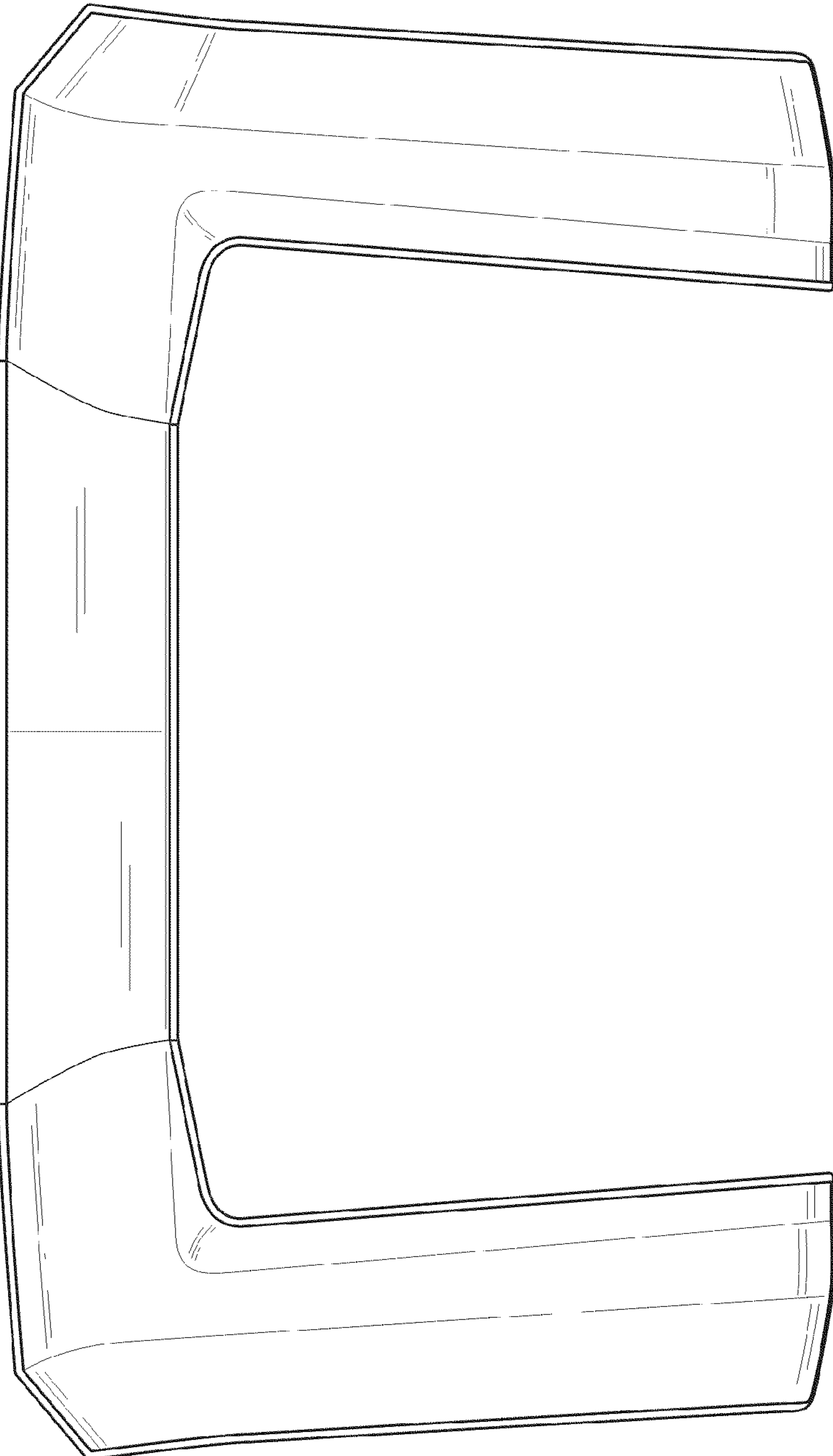


FIG. 7

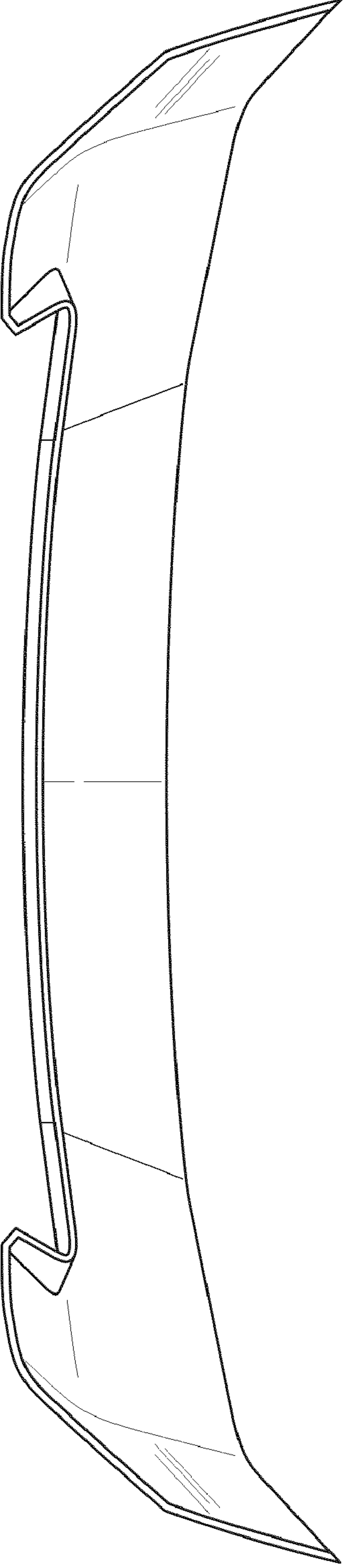


FIG. 8




FIG. 9

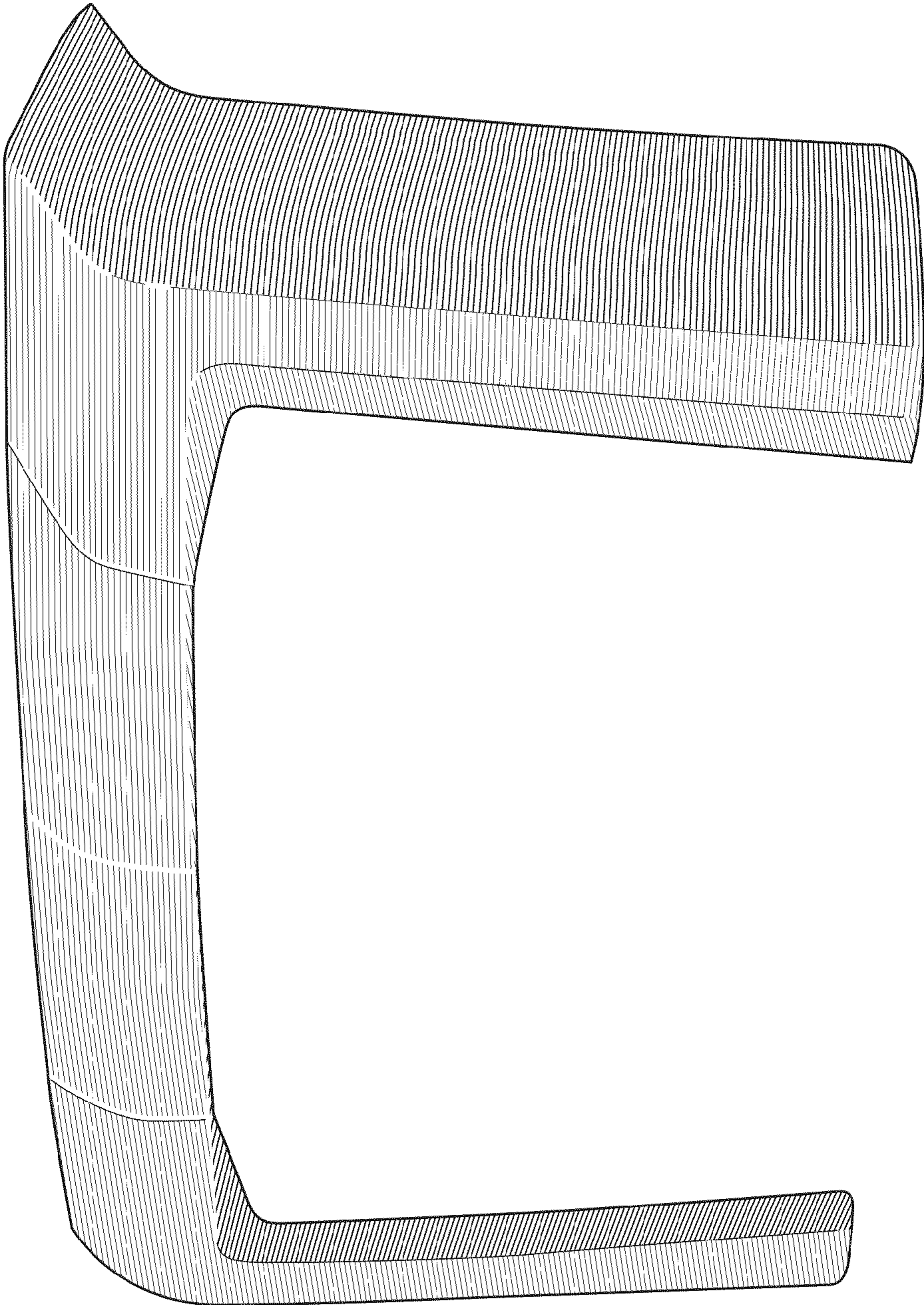


FIG. 10




FIG. 11

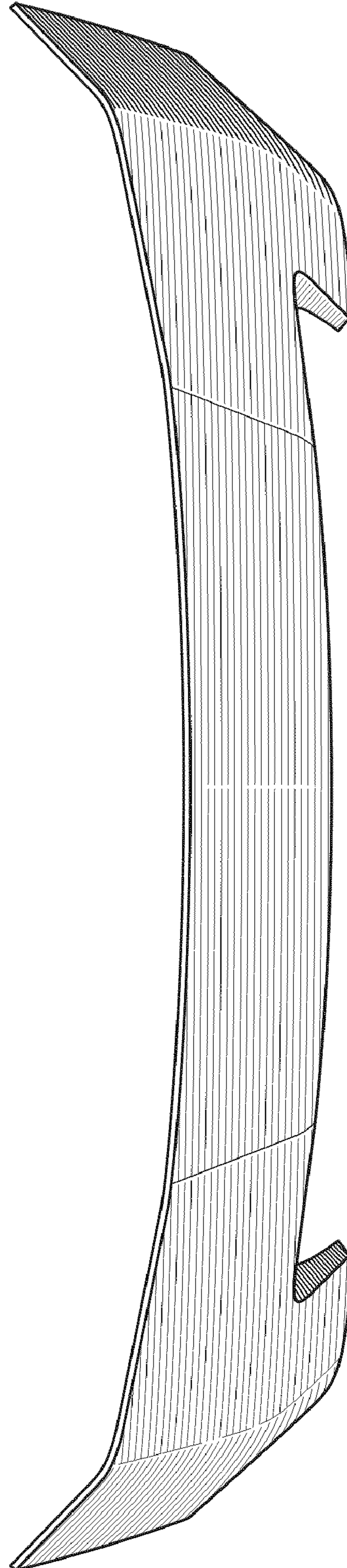


FIG. 12

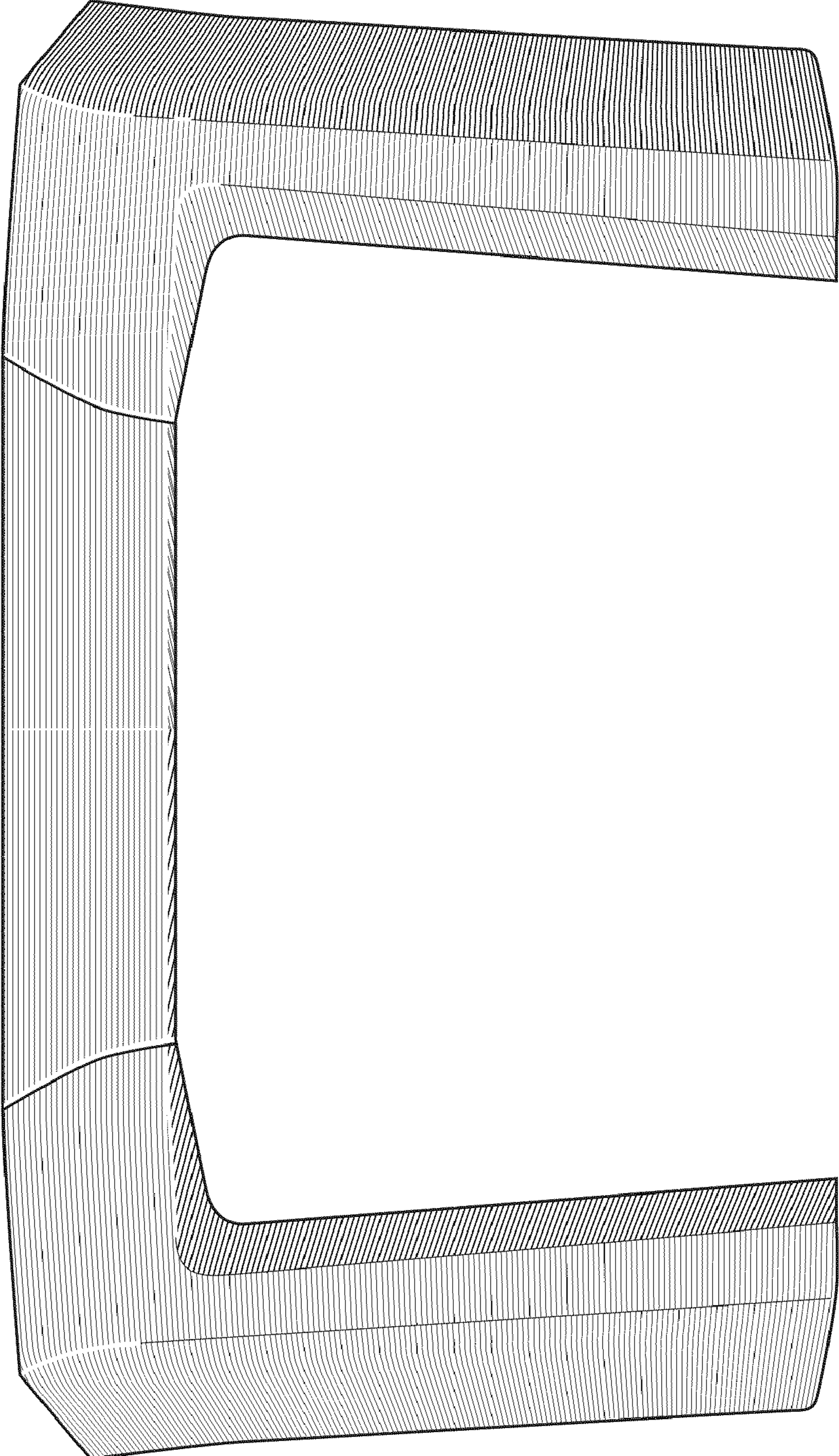


FIG. 13

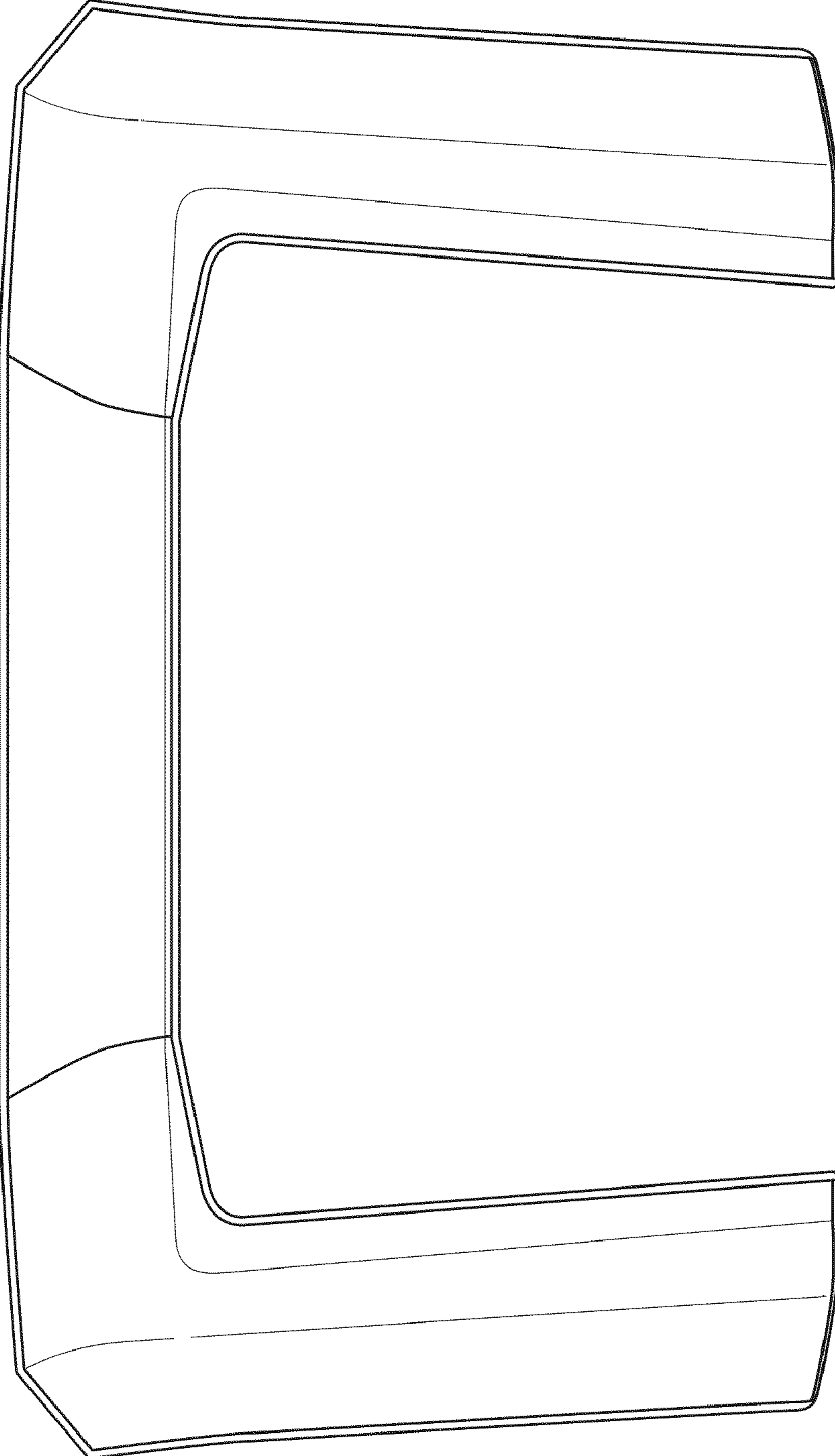


FIG. 14

