



US00D655218S

(12) **United States Design Patent**
Froehlich

(10) **Patent No.:** **US D655,218 S**
(45) **Date of Patent:** **** Mar. 6, 2012**

(54) **STONE**

(75) **Inventor:** **Maik Froehlich, Kundl (AT)**

(73) **Assignee:** **Swarovski Aktiengesellschaft, Triesen (LI)**

(**) **Term:** **14 Years**

(21) **Appl. No.:** **29/391,077**

(22) **Filed:** **May 3, 2011**

(30) **Foreign Application Priority Data**

Jan. 24, 2011 (EM) 1256366-0001

(51) **LOC (9) Cl.** **11-01**

(52) **U.S. Cl.** **D11/89**

(58) **Field of Classification Search** D11/1-2,
D11/26-29, 89-92; 63/26-28, 32

See application file for complete search history.

(56) **References Cited**

U.S. PATENT DOCUMENTS

D81,375 S *	6/1930	Dinhofer	D11/90
D81,378 S *	6/1930	Dinhofer	D11/90
D584,989 S *	1/2009	Neuner	D11/89
D585,325 S *	1/2009	Rossmann	D11/90
D588,951 S *	3/2009	Richter	D11/89
D610,937 S *	3/2010	Meyer	D11/89
D625,221 S *	10/2010	Gut	D11/89

* cited by examiner

Primary Examiner — Ralf Seifert

(74) *Attorney, Agent, or Firm* — Wenderoth, Lind & Ponack, L.L.P.

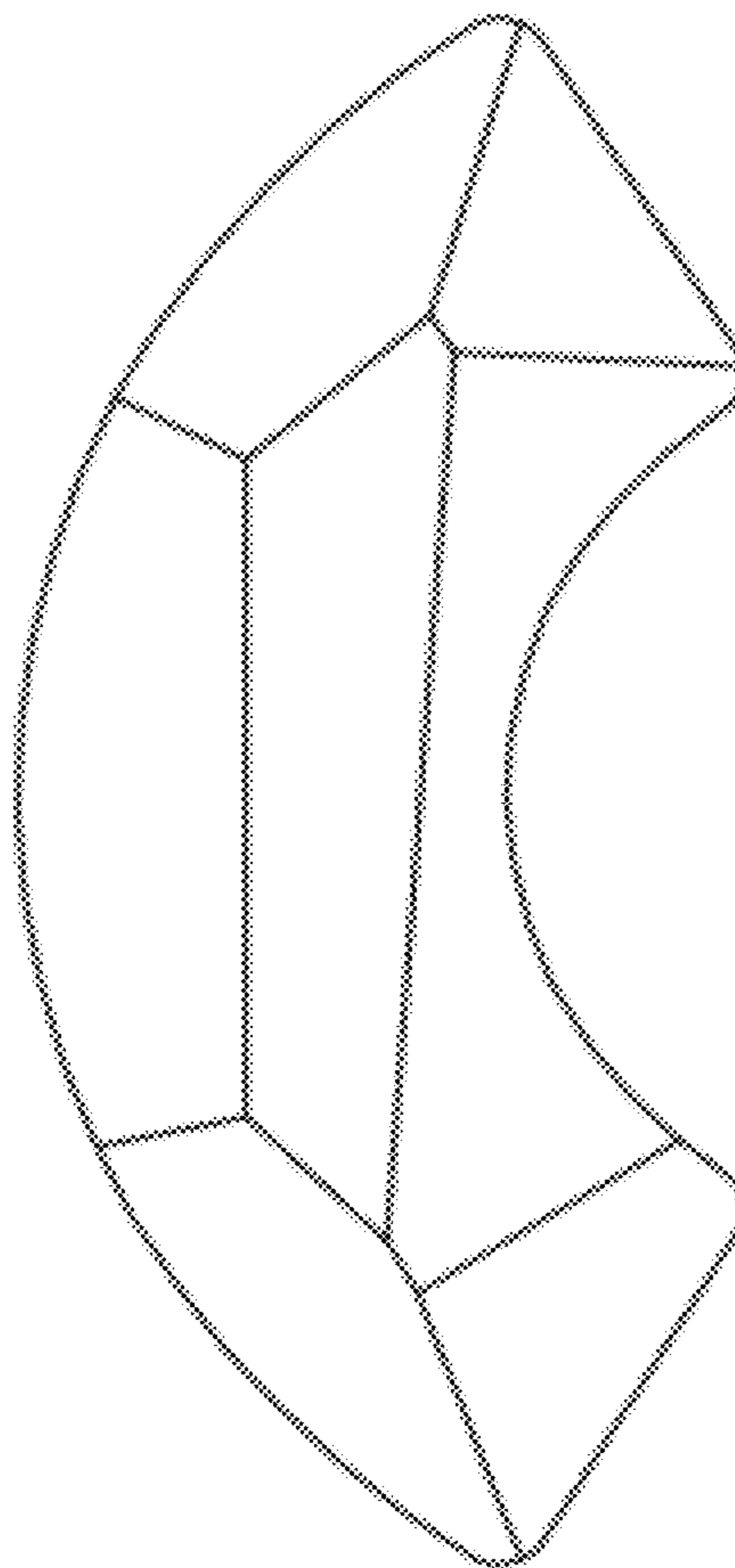
(57) **CLAIM**

The ornamental design for an stone, as shown and described.

DESCRIPTION

FIG. 1 is a bottom view of the invention;
FIG. 2 is a right view of the invention;
FIG. 3 is a front view of the invention;
FIG. 4 is a left view of the invention;
FIG. 5 is a top view of the invention;
FIG. 6 is a perspective view of the invention; and,
FIG. 7 is a rear view of the invention.

1 Claim, 1 Drawing Sheet






Fig. 1

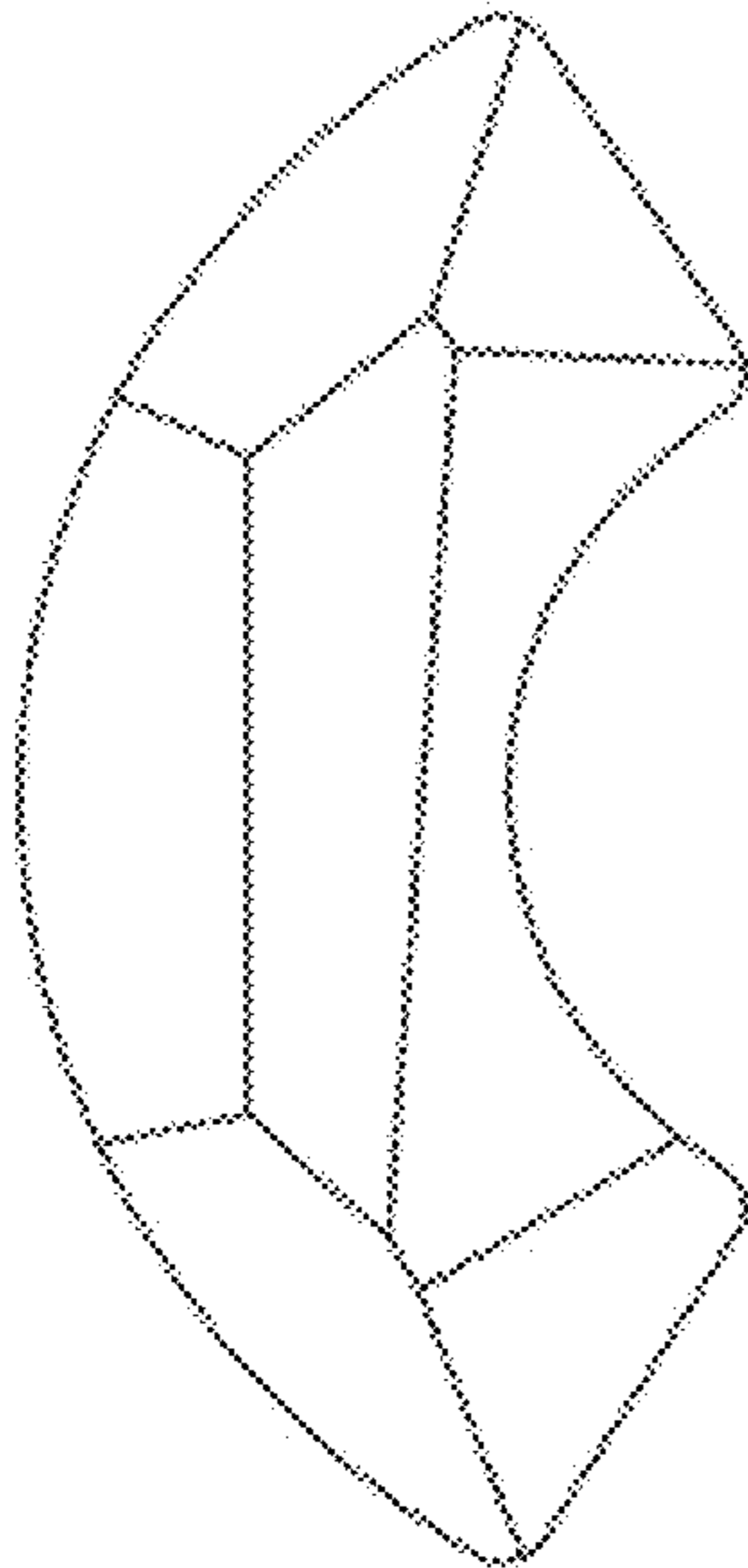


Fig. 3

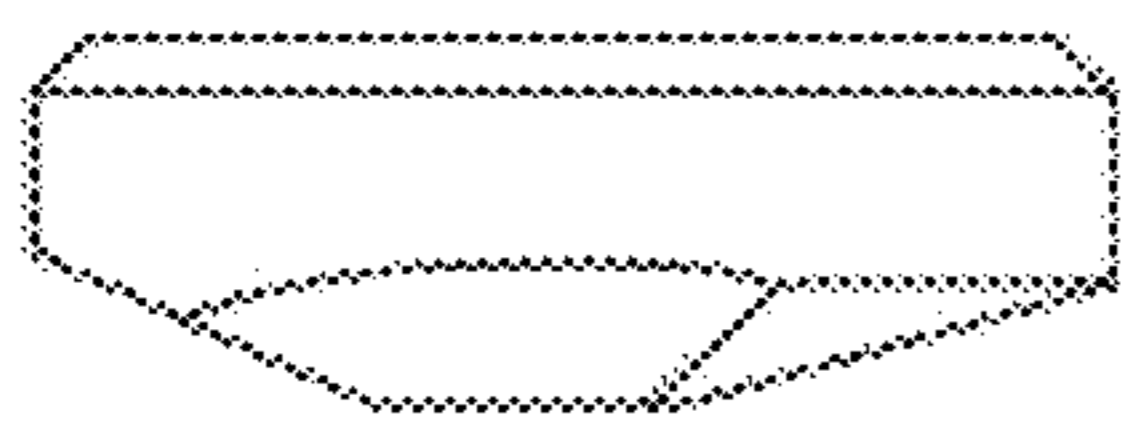


Fig. 5




Fig. 6




Fig. 4




Fig. 2

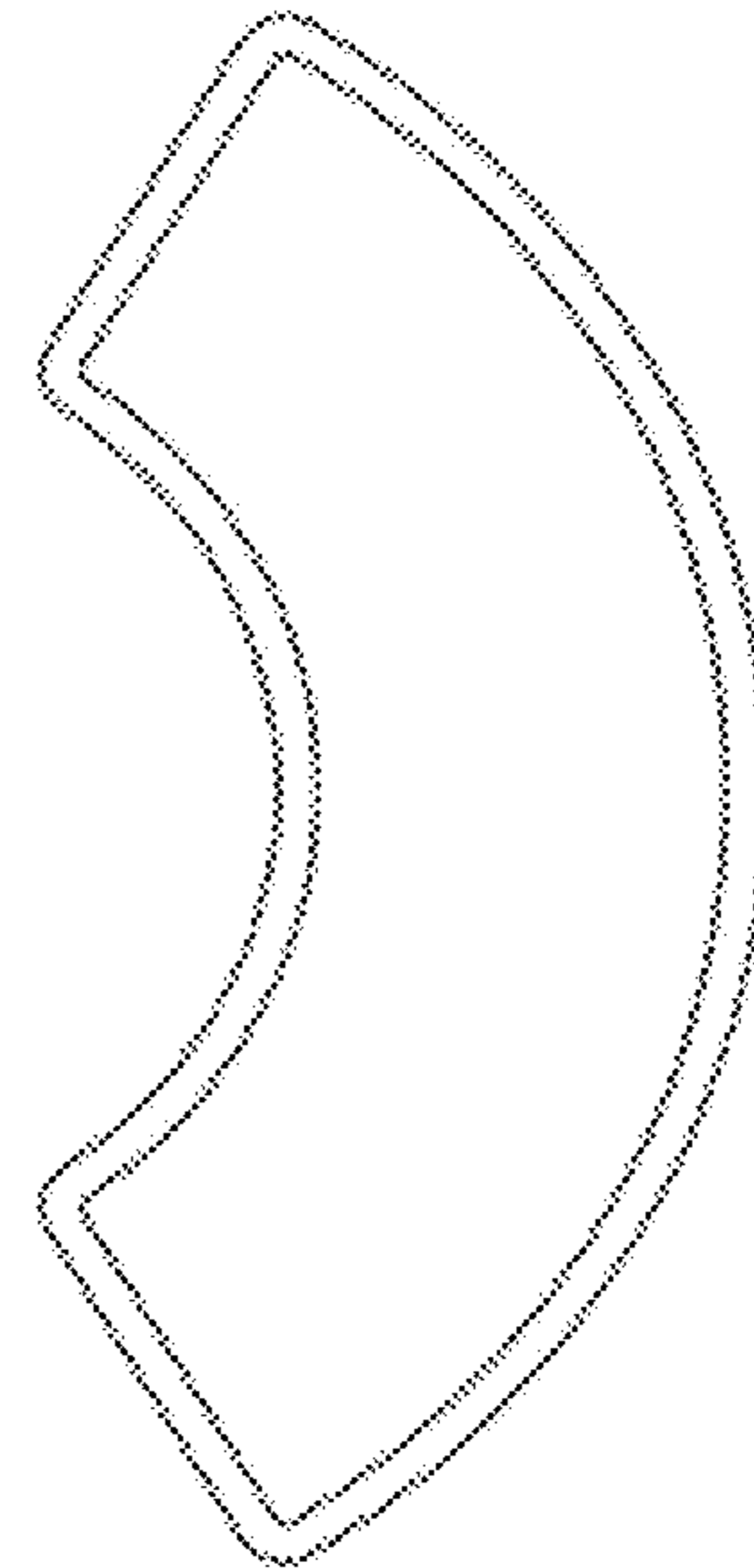


Fig. 7