



US00D655214S

(12) **United States Design Patent**
Ogihara et al.

(10) **Patent No.:** **US D655,214 S**
(45) **Date of Patent:** **** Mar. 6, 2012**

(54) **BODY COMPOSITION ANALYZER WITH SCALE**

(75) Inventors: **Tsuyoshi Ogihara**, Tokyo (JP); **Tamaki Ito**, Kyoto (JP); **Yukiko Mitsunami**, Otsu (JP)

(73) Assignee: **Omron Healthcare Co., Ltd.**, Kyoto (JP)

(**) Term: **14 Years**

(21) Appl. No.: **29/380,517**

(22) Filed: **Dec. 7, 2010**

(30) **Foreign Application Priority Data**

Jun. 23, 2010 (JP) 2010-015398

(51) **LOC (9) Cl.** **10-04**

(52) **U.S. Cl.** **D10/92**

(58) **Field of Classification Search** D10/92;
177/25.12–25.18, 238–245, 177, 126, 1,
177/181, 210 R, 210 C, 25, 30, 127, DIG. 3;
600/506, 547

See application file for complete search history.

(56) **References Cited**

U.S. PATENT DOCUMENTS

D409,932 S * 5/1999 Kurata et al. D10/92
D414,126 S * 9/1999 Kurata et al. D10/92

D524,672 S * 7/2006 Yamada et al. D10/92
D525,547 S * 7/2006 Yamada et al. D10/92
D536,631 S 2/2007 Yamada et al.
D545,709 S * 7/2007 Iizuka et al. D10/92
D579,366 S * 10/2008 Otsuka et al. D10/92
D623,972 S * 9/2010 Ogihara et al. D10/92

FOREIGN PATENT DOCUMENTS

EM 000445408-0001 3/2006
EM 001637273-0001 12/2009
JP D1385893 4/2010

* cited by examiner

Primary Examiner — Antoine D Davis

(74) *Attorney, Agent, or Firm* — Capitol City TechLaw

(57) **CLAIM**

The ornamental design for a body composition analyzer with scale, as shown.

DESCRIPTION

FIG. 1 is a front, bottom, and right side perspective view of a body composition analyzer with scale showing our new design;

FIG. 2 is a rear, top, and left side perspective view thereof;

FIG. 3 is a front elevational view thereof;

FIG. 4 is a rear elevational view thereof;

FIG. 5 is a top plan view thereof;

FIG. 6 is a bottom plan view thereof;

FIG. 7 is a right side elevational view thereof; and,

FIG. 8 is a left side elevational view thereof.

1 Claim, 8 Drawing Sheets




FIG.1




FIG.2




FIG.3




FIG.4




FIG.5




FIG.6




FIG. 7




FIG. 8

