



US00D655202S

(12) **United States Design Patent**  
**Abell et al.**

(10) **Patent No.:** **US D655,202 S**  
(45) **Date of Patent:** **\*\* Mar. 6, 2012**

(54) **CLEAR PLASTIC GIFT CARD PACKAGE**

(75) Inventors: **David Garland Abell**, Delaplane, VA (US); **James Robert Swain**, South Riding, VA (US); **Anthony Lynn Payne**, Gainesville, VA (US)

(73) Assignee: **Oberthur Technologies of America Corp.**, Chantilly, VA (US)

(\*\*) Term: **14 Years**

(21) Appl. No.: **29/399,350**

(22) Filed: **Aug. 12, 2011**

(51) **LOC (9) Cl.** ..... **09-05**

(52) **U.S. Cl.** ..... **D9/707**

(58) **Field of Classification Search** ..... D9/702-714, D9/499, 430-433, 415, 457, 337, 414; 222/92, 222/107, 206, 215; D3/303, 203.1; D24/118; 40/776, 654.01; 220/666; 211/85.15; 206/308.1, 206/309, 308.3, 312, 313, 460, 471, 449; 426/106; D20/22, 27; 229/92, 92.1, 92.3, 229/87.19, 92.7; 383/61.1, 108, 61.2, 200; D6/314

See application file for complete search history.

(56) **References Cited**

**U.S. PATENT DOCUMENTS**

D266,829 S *	11/1982	Yoshizawa et al. ....	D9/415
D368,428 S *	4/1996	Croft .....	D9/707
D475,918 S *	6/2003	Ajootian .....	D9/709
D531,021 S *	10/2006	Ashby et al. ....	D9/415
D598,280 S *	8/2009	Britt et al. ....	D9/415

D602,377 S *	10/2009	Lin .....	D9/709
D617,654 S *	6/2010	Tawinsook .....	D9/702
D633,809 S *	3/2011	Bradley .....	D9/703
D642,069 S *	7/2011	LaFauci et al. ....	D9/707
D642,480 S *	8/2011	Hollyman .....	D9/702

\* cited by examiner

*Primary Examiner* — Ian Simmons

*Assistant Examiner* — Abraham Bahta

(74) *Attorney, Agent, or Firm* — Law Offices of Peter H. Priest, PLLC

(57) **CLAIM**

The ornamental design for a clear plastic gift card package, as shown and described.

**DESCRIPTION**

FIG. 1 is a front view of the clear plastic gift card package showing our new design;  
 FIG. 2 is a rear view thereof;  
 FIG. 3 is a left side view thereof;  
 FIG. 4 is a right side view thereof;  
 FIG. 5 is a top view thereof;  
 FIG. 6 is a bottom view thereof;  
 FIG. 7 is a front view of FIG. 1 with printed or card insert material shown in broken lines; and,  
 FIG. 8 is a rear view of FIG. 1 with printed or card insert material and a cutout shown in broken lines.  
 The broken line showing of printed or card insert material in FIGS. 7 and 8 and the cutout shown in FIG. 8 is included for the purpose of illustrating environmental structure and forms no part of the claimed design.

**1 Claim, 3 Drawing Sheets**




FIG. 1





FIG. 2



**FIG. 3**



**FIG. 4**



**FIG. 5**




**FIG. 6**





**FIG. 7**



**FIG. 8**

