



US00D655192S

(12) **United States Design Patent**
Mochizuki et al.

(10) **Patent No.:** **US D655,192 S**
(45) **Date of Patent:** **** Mar. 6, 2012**

(54) **PACKAGE**

(75) Inventors: **Sayaka Mochizuki**, Tokyo (JP); **Yuichi Toyofuku**, Tokyo (JP); **Tomoko Handa**, Tokyo (JP)

(73) Assignee: **Hisamitsu Pharmaceutical Co. Inc.**, Tosu-shi, Saga (JP)

(**) Term: **14 Years**

(21) Appl. No.: **29/383,278**

(22) Filed: **Jan. 14, 2011**

(30) **Foreign Application Priority Data**

Dec. 1, 2010 (JP) D2010-028735
Dec. 1, 2010 (JP) D2010-028736
Dec. 1, 2010 (JP) D2010-028737

(51) **LOC (9) Cl.** **09-01**

(52) **U.S. Cl.** **D9/624**

(58) **Field of Classification Search** D9/600,
D9/614, 623-628, 414-415, 430, 432-433;
206/457, 459.5, 461-462, 527; 229/153,
229/182.1

See application file for complete search history.

(56) **References Cited**

U.S. PATENT DOCUMENTS

D453,682 S * 2/2002 Kusumi et al. D9/623
(Continued)

FOREIGN PATENT DOCUMENTS

JP D. 1277438 7/2006
(Continued)

Primary Examiner — Sandra Morris

(74) *Attorney, Agent, or Firm* — Leydig, Voit & Mayer

(57) **CLAIM**

The ornamental design for a package, as shown and described.

DESCRIPTION

The patent or application file contains at least one drawing executed in color. Copies of this patent or patent application publication with color drawing(s) will be provided by the Office upon request and payment of the necessary fee.

FIG. 1 is a front view of a package of the present invention. FIG. 2 is a rear view of the package of FIG. 1, also showing instructions for use.

FIG. 3 is a top plan view of the package of FIG. 1.

FIG. 4 is a bottom view of the package of FIG. 1.

FIG. 5 is a right side view of the package of FIG. 1.

FIG. 6 is a left side view of the package of FIG. 1.

FIG. 7 is a perspective view of the package of FIG. 1.

FIG. 8 is a front view of another package of the present invention.

FIG. 9 is a rear view of the package of FIG. 8, also showing instructions for use.

FIG. 10 is a top plan view of the package of FIG. 8.

FIG. 11 is a bottom view of the package of FIG. 8.

FIG. 12 is a right side view of the package of FIG. 8.

FIG. 13 is a left side view of the package of FIG. 8.

FIG. 14 is a perspective view of the package of FIG. 8.

FIG. 15 is a front view of another package of the present invention.

FIG. 16 is a rear view of the package of FIG. 15.

FIG. 17 is a top plan view of the package of FIG. 15.

FIG. 18 is a bottom view of the package of FIG. 15.

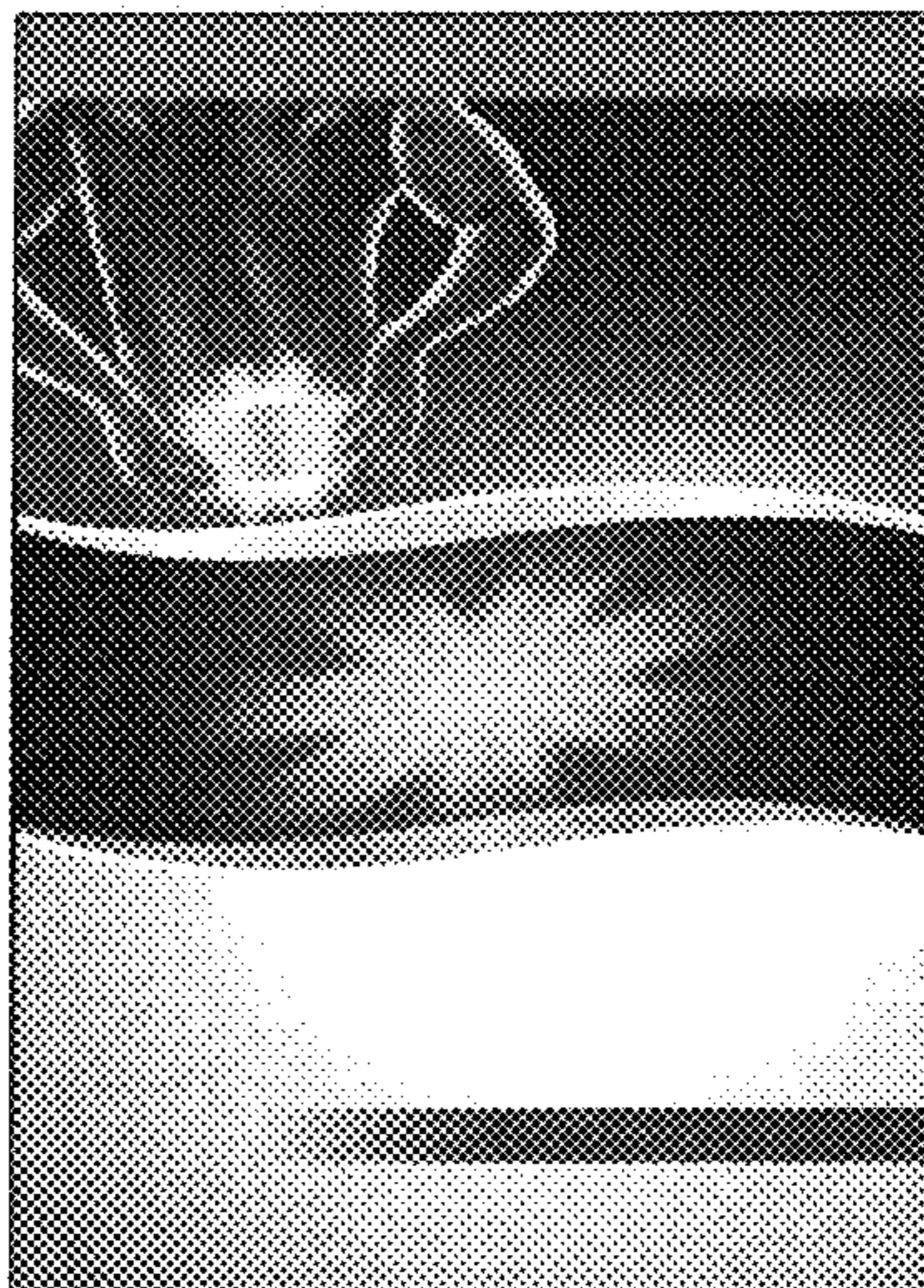
FIG. 19 is a right side view of the package of FIG. 15.

FIG. 20 is a left side view of the package of FIG. 15; and,

FIG. 21 is a perspective view of the package of FIG. 15.

The features shown in broken lines depict environmental subject matter only and form no part of the claimed design.

1 Claim, 21 Drawing Sheets
(14 of 21 Drawing Sheet(s) Filed in Color)



US D655,192 S

Page 2

U.S. PATENT DOCUMENTS

D453,683 S 2/2002 Kusumi et al.
D591,163 S * 4/2009 Kusumi D9/628
D597,412 S * 8/2009 Kusumi D9/624
D603,271 S * 11/2009 Kusumi et al. D9/624
D603,272 S * 11/2009 Kusumi D9/624
D603,718 S * 11/2009 Kusumi et al. D9/624

D621,700 S * 8/2010 Kusumi et al. D9/624
D621,701 S * 8/2010 Kusumi et al. D9/623

FOREIGN PATENT DOCUMENTS

TW D. 115669 3/2007
TW D. 118333 8/2007

* cited by examiner

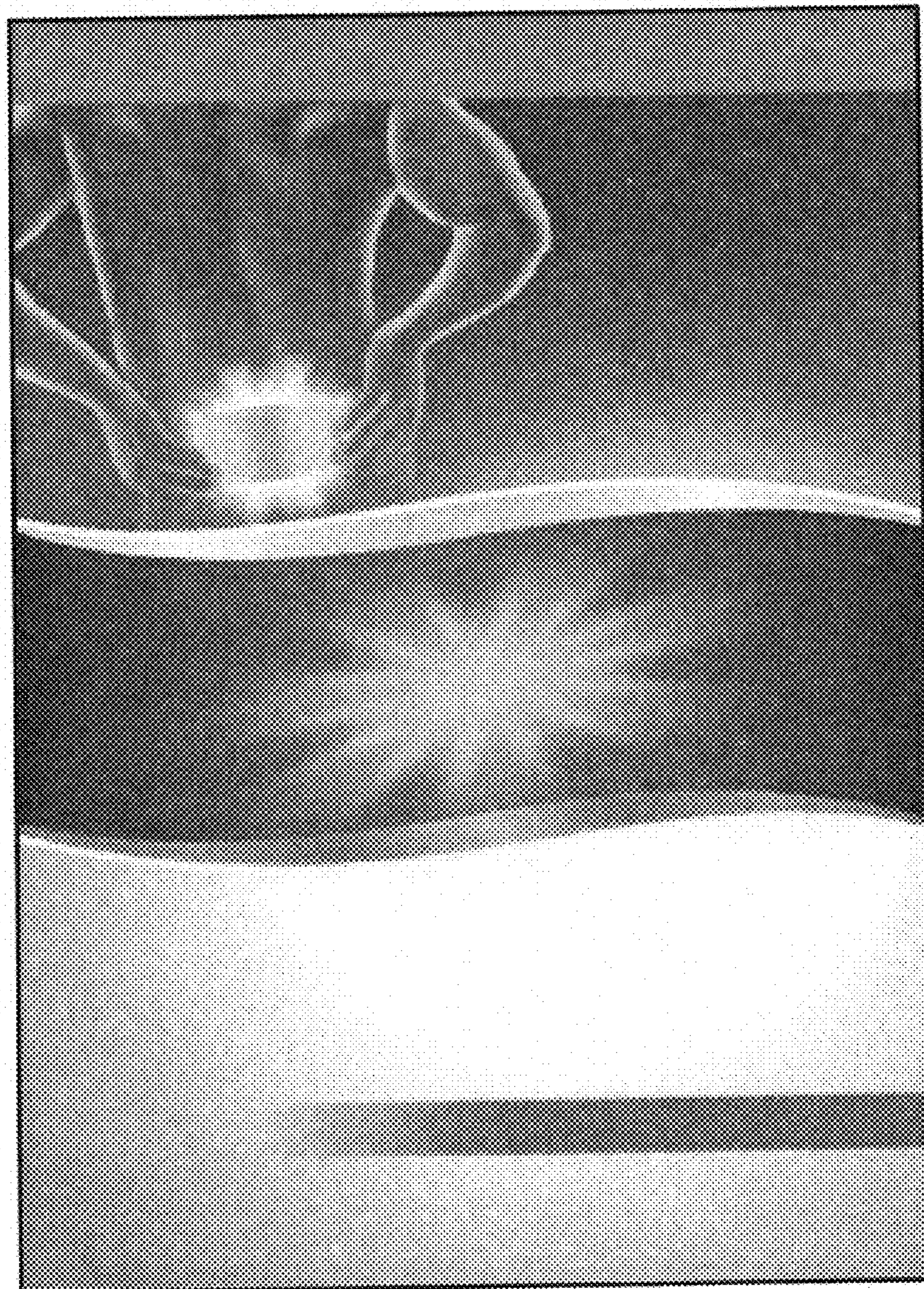


Fig. 1




Fig. 2




Fig. 3




Fig. 4




Fig. 5




Fig. 6




Fig. 7

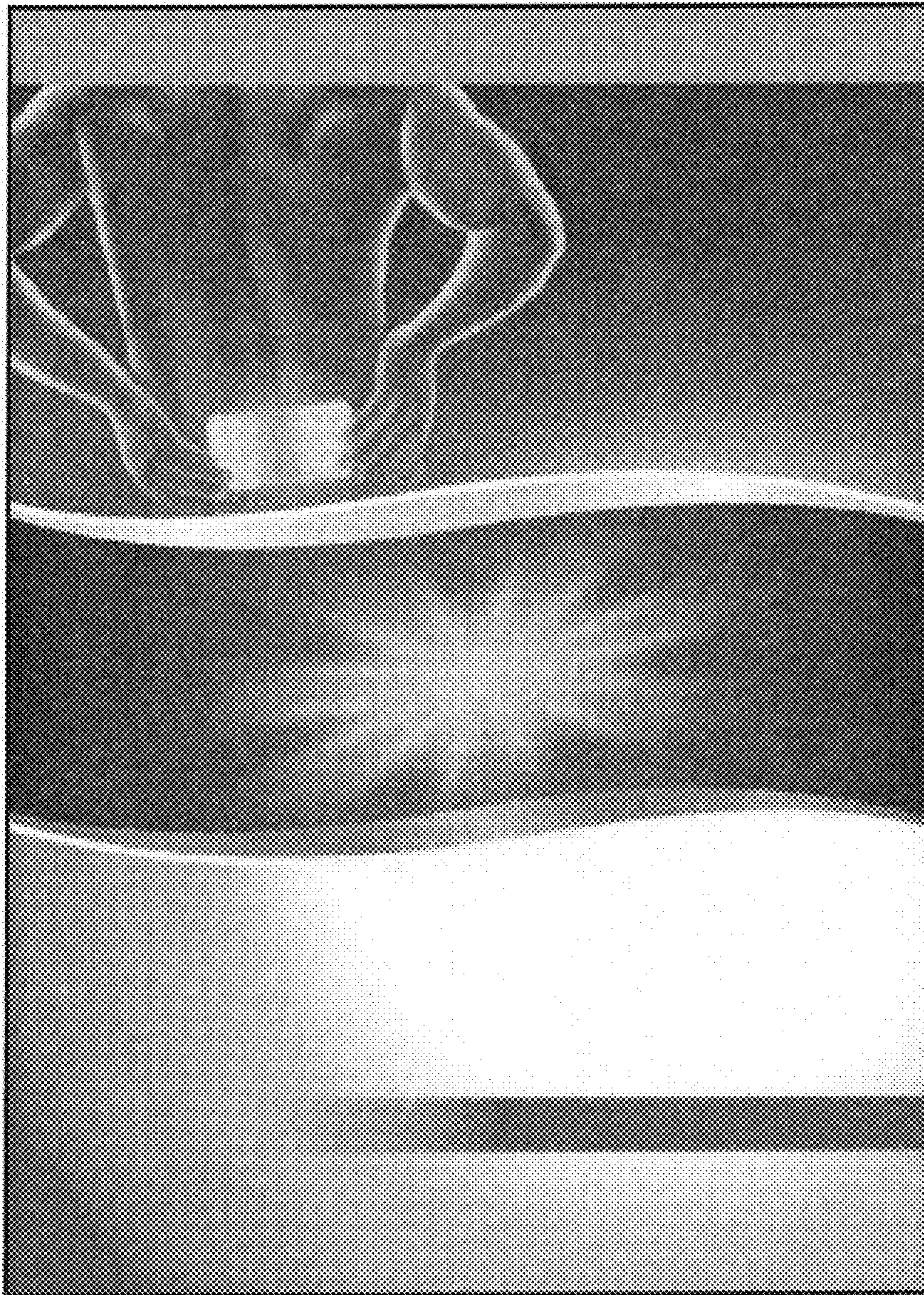


Fig. 8




Fig. 9




Fig. 10




Fig. 11




Fig. 12




Fig. 13




Fig. 14

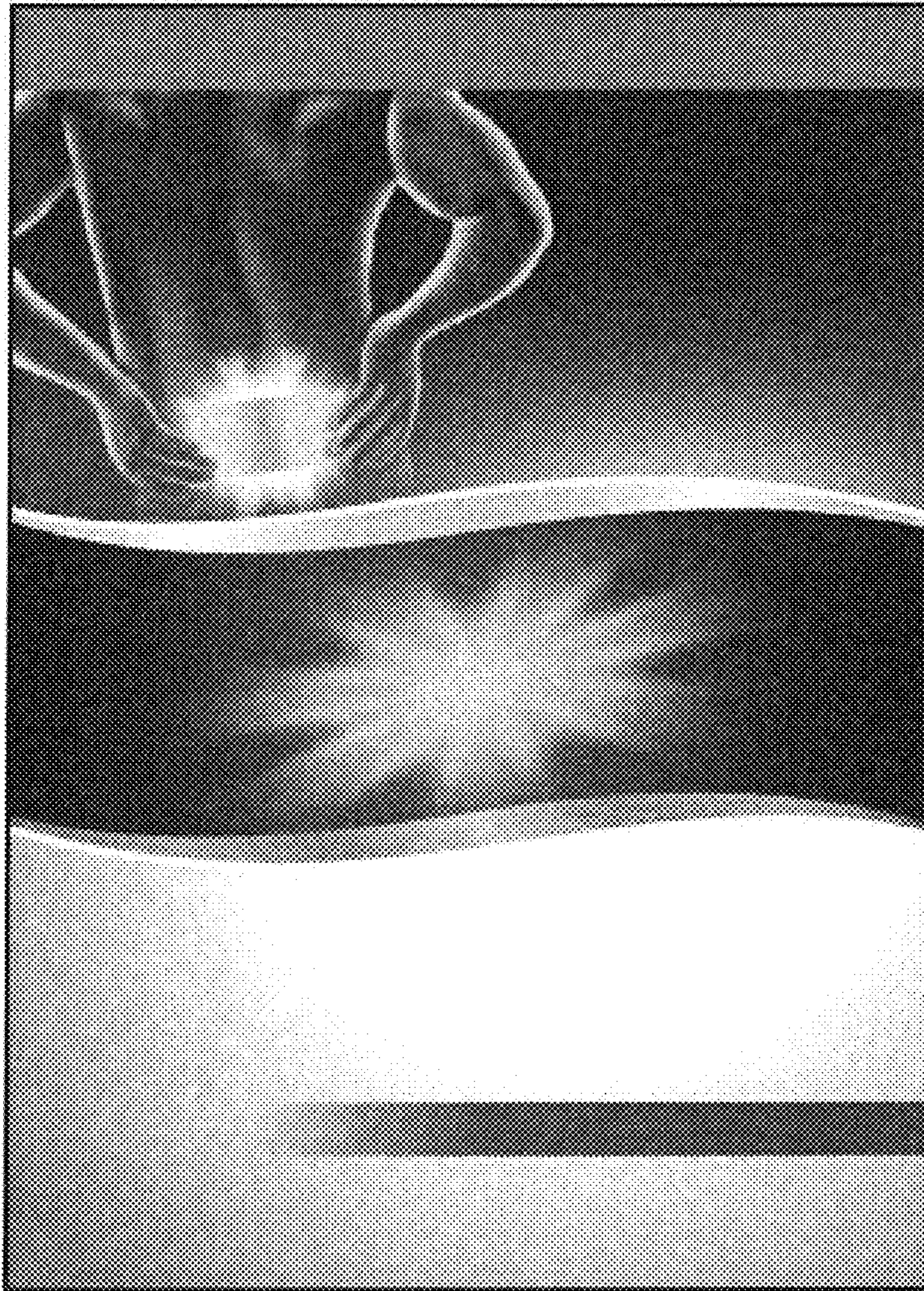


Fig. 15




Fig. 16



Fig. 17




Fig. 18




Fig. 19




Fig. 20




Fig. 21