



US00D655186S

(12) **United States Design Patent**
Boyer et al.

(10) **Patent No.:** **US D655,186 S**
(45) **Date of Patent:** **** Mar. 6, 2012**

(54) **PACKAGE WITH SURFACE ORNAMENTATION**

(75) Inventors: **Clancy Gerald Boyer**, Clarksville, OH (US); **Frank Delmar Macaulay**, Cincinnati, OH (US)

(73) Assignee: **PUR Water Purification Products, Inc.**, Cincinnati, OH (US)

(**) Term: **14 Years**

(21) Appl. No.: **29/366,986**

(22) Filed: **Aug. 2, 2010**

(51) **LOC (9) Cl.** **09-01**

(52) **U.S. Cl.** **D9/600; D9/432; D9/433**

(58) **Field of Classification Search** **D9/600, D9/625-628, 679, 414-415, 430, 432-433, D9/551; 206/457, 459.5, 461-462, 527; 229/153, 182.1**

See application file for complete search history.

(56) **References Cited**

U.S. PATENT DOCUMENTS

960,922 A	6/1910	Hirschwitz et al.	
1,158,699 A	11/1915	McCleery	
1,210,127 A	12/1916	Wood	
1,246,932 A	11/1917	Jones	
1,358,875 A	11/1920	Reynolds	
1,563,056 A	11/1925	Williams et al.	
2,120,898 A	6/1938	Moore	
2,120,900 A	6/1938	Moore	
D141,980 S	8/1945	Holland et al.	
2,387,392 A	10/1945	Hennessey et al.	
D151,730 S	11/1948	Baud	
D158,396 S	5/1950	Libson	
D173,640 S *	12/1954	Cargill et al.	D9/600
D208,332 S *	8/1967	Marona	D9/600
3,506,181 A *	4/1970	Farquhar	229/153
D285,128 S	8/1986	Yuen	
D286,506 S	11/1986	Poore et al.	
D301,771 S	6/1989	Bakic	
D306,220 S	2/1990	Wang	
4,930,682 A	6/1990	Gordon et al.	

4,934,534 A	6/1990	Wagner	
D345,304 S	3/1994	Leader	
D351,969 S	11/1994	Daenen et al.	
5,383,552 A	1/1995	Dikowitz	
D355,359 S	2/1995	Herzog	
D357,858 S	5/1995	Dikowitz	
D363,218 S	10/1995	Mann	
D438,378 S	3/2001	Charness	
D451,019 S	11/2001	Lueders	
D453,683 S *	2/2002	Kusumi et al.	D9/432
D464,877 S	10/2002	Weinstein et al.	

(Continued)

Primary Examiner — Sandra Morris

(74) *Attorney, Agent, or Firm* — Amanda T. Barry; Cynthia L. Clay

(57) **CLAIM**

The ornamental design of a package with surface ornamentation, as shown and described.

DESCRIPTION

The patent or application file contains at least one drawing executed in color. Copies of this patent or patent application publication with color drawing(s) will be provided by the Office upon request and payment of the necessary fee.

FIG. 1 is a top planar view of a package with surface ornamentation illustrating our new design, wherein the package is in an unfolded orientation;

FIG. 2 is a top planar view of a package with surface ornamentation illustrating our new design, wherein the package is in an unfolded orientation;

FIG. 3 is a perspective view of a package with surface ornamentation illustrating our new design, wherein the package is a folded orientation;

FIG. 4 is a front side elevational view thereof;

FIG. 5 is a back side elevational view thereof;

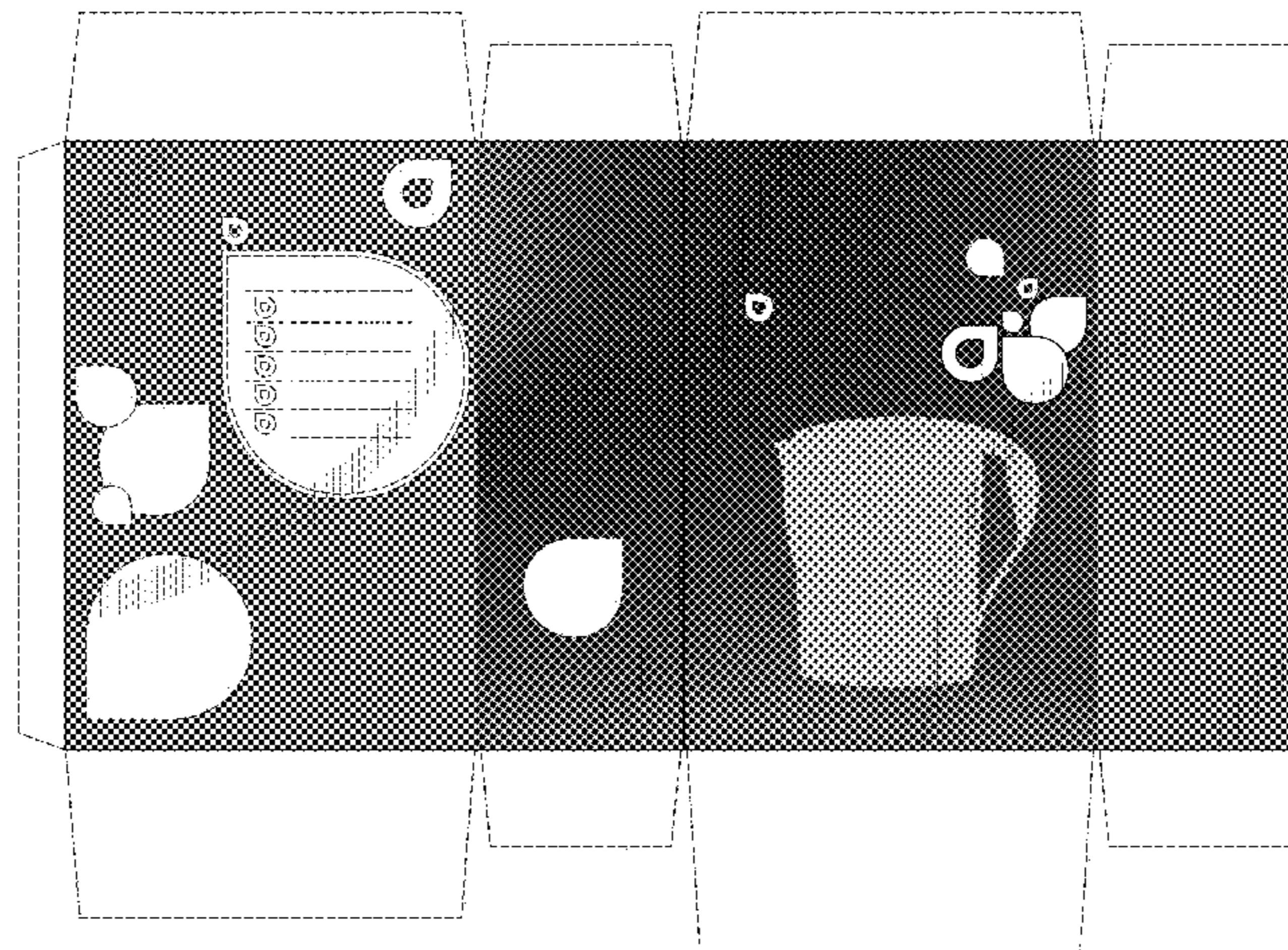
FIG. 6 is a left side elevational view thereof;

FIG. 7 is a right side elevational view thereof; and,

FIG. 8 is a top planar view thereof.

The broken lines form no part of the claimed design.

1 Claim, 5 Drawing Sheets
(5 of 5 Drawing Sheet(s) Filed in Color)



US D655,186 S

Page 2

U.S. PATENT DOCUMENTS

D474,109 S	5/2003	Owens	
D536,965 S *	2/2007	Levy	D9/430
D536,988 S *	2/2007	Kusumi et al.	D9/432
D555,492 S *	11/2007	Lockman et al.	D9/551
D555,493 S *	11/2007	Lockman et al.	D9/551
7,318,523 B2	1/2008	Spatafora	
D589,359 S *	3/2009	Kusumi	D9/600
D596,024 S	7/2009	McCoy et al.	
D603,273 S *	11/2009	Kusumi et al.	D9/627
D603,700 S *	11/2009	Paredes et al.	D9/432
D612,261 S *	3/2010	Champion et al.	D9/600
2003/0132274 A1	7/2003	Kalberer et al.	
2004/0055909 A1	3/2004	Gamberi et al.	
2005/0092820 A1 *	5/2005	Chekroune	229/153

* cited by examiner

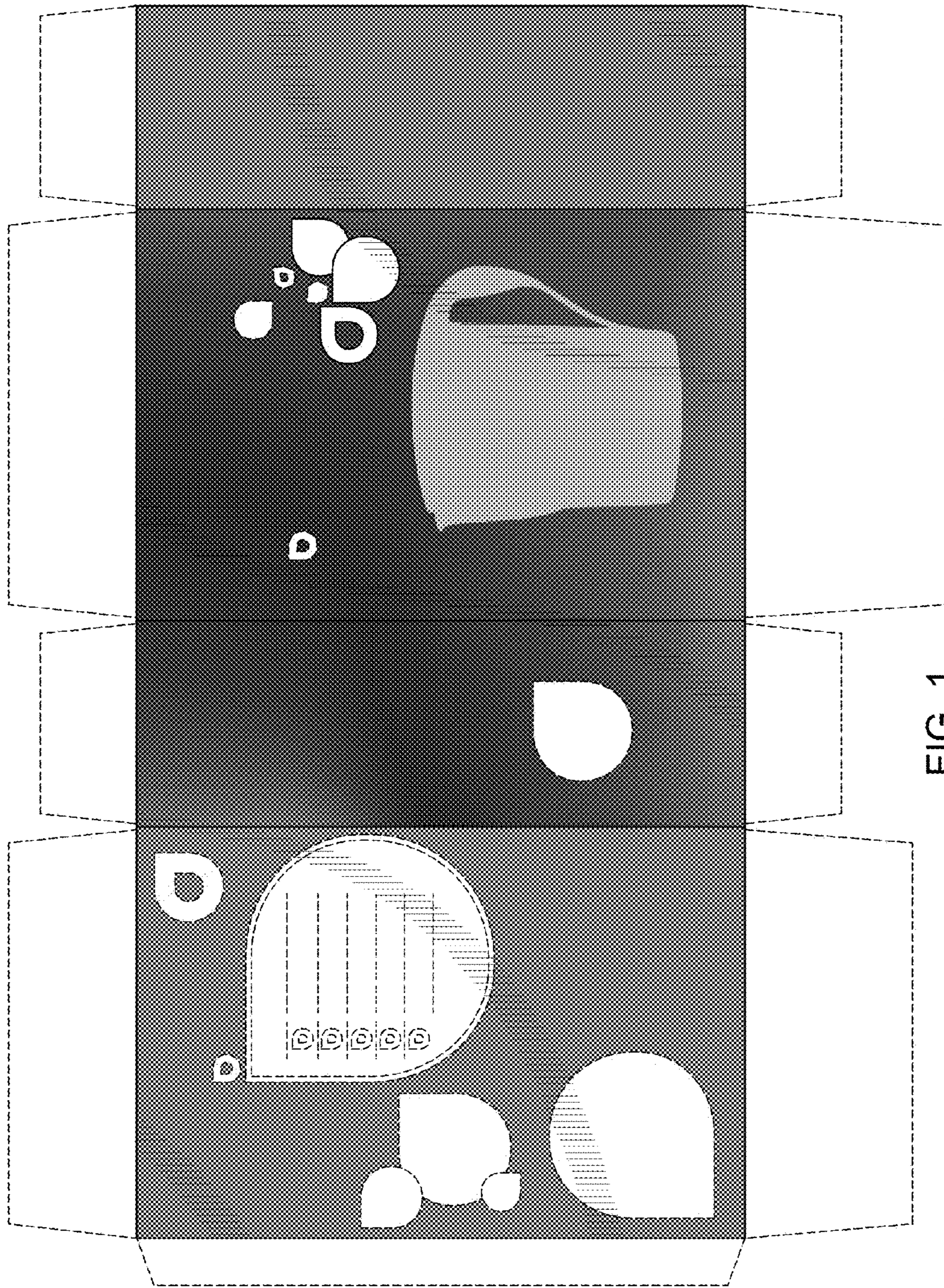


FIG. 1

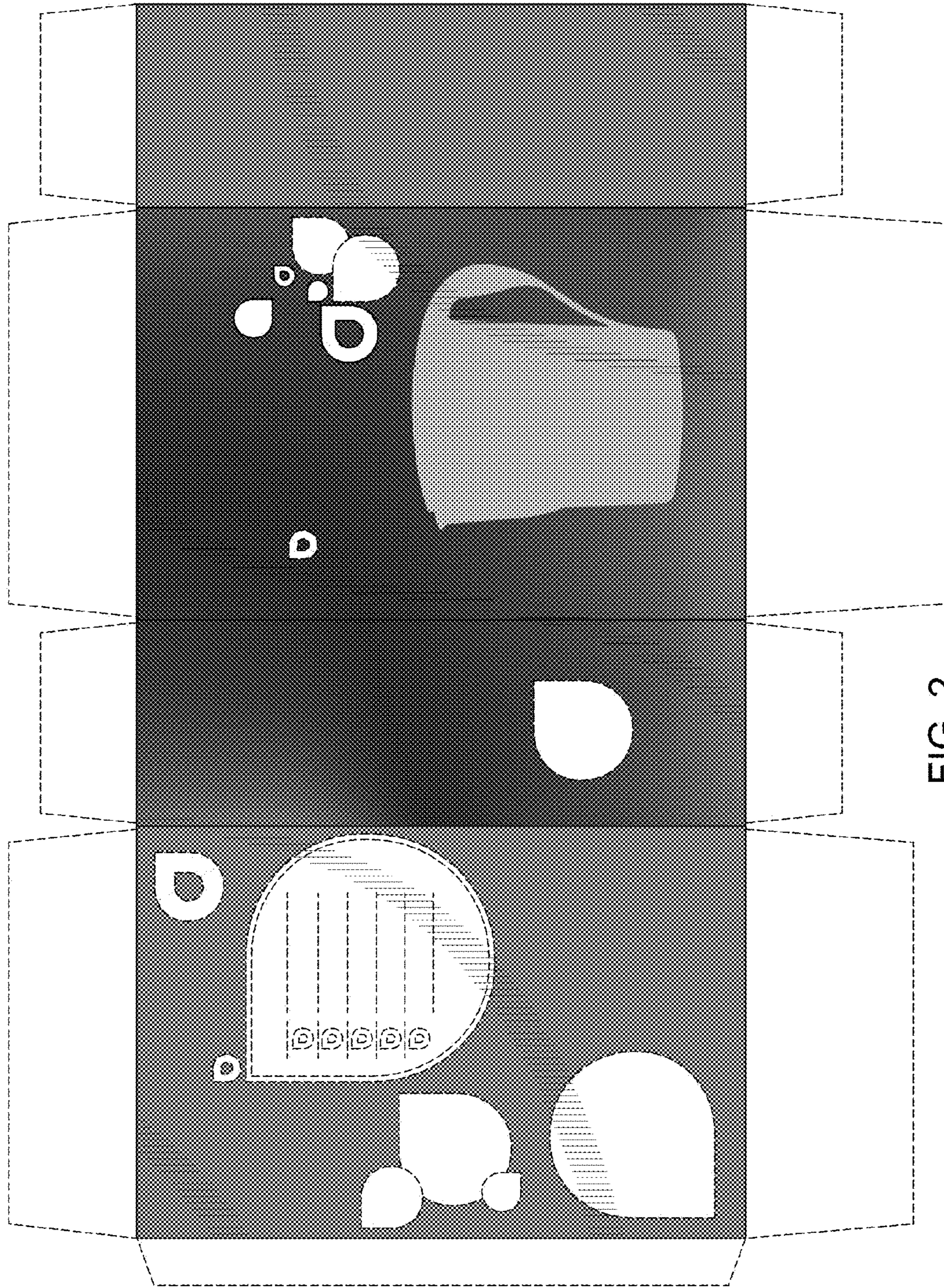


FIG. 2

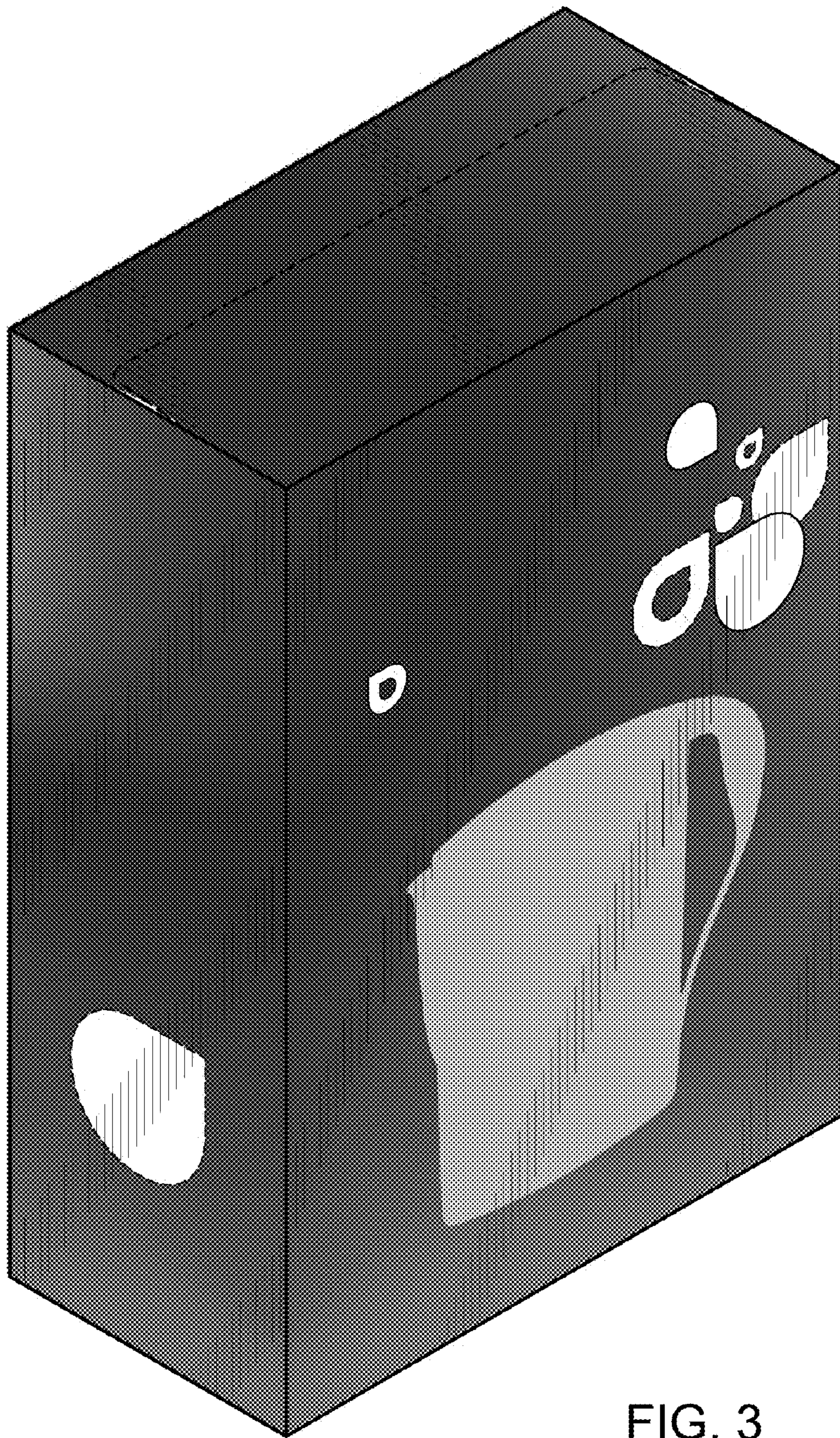


FIG. 3

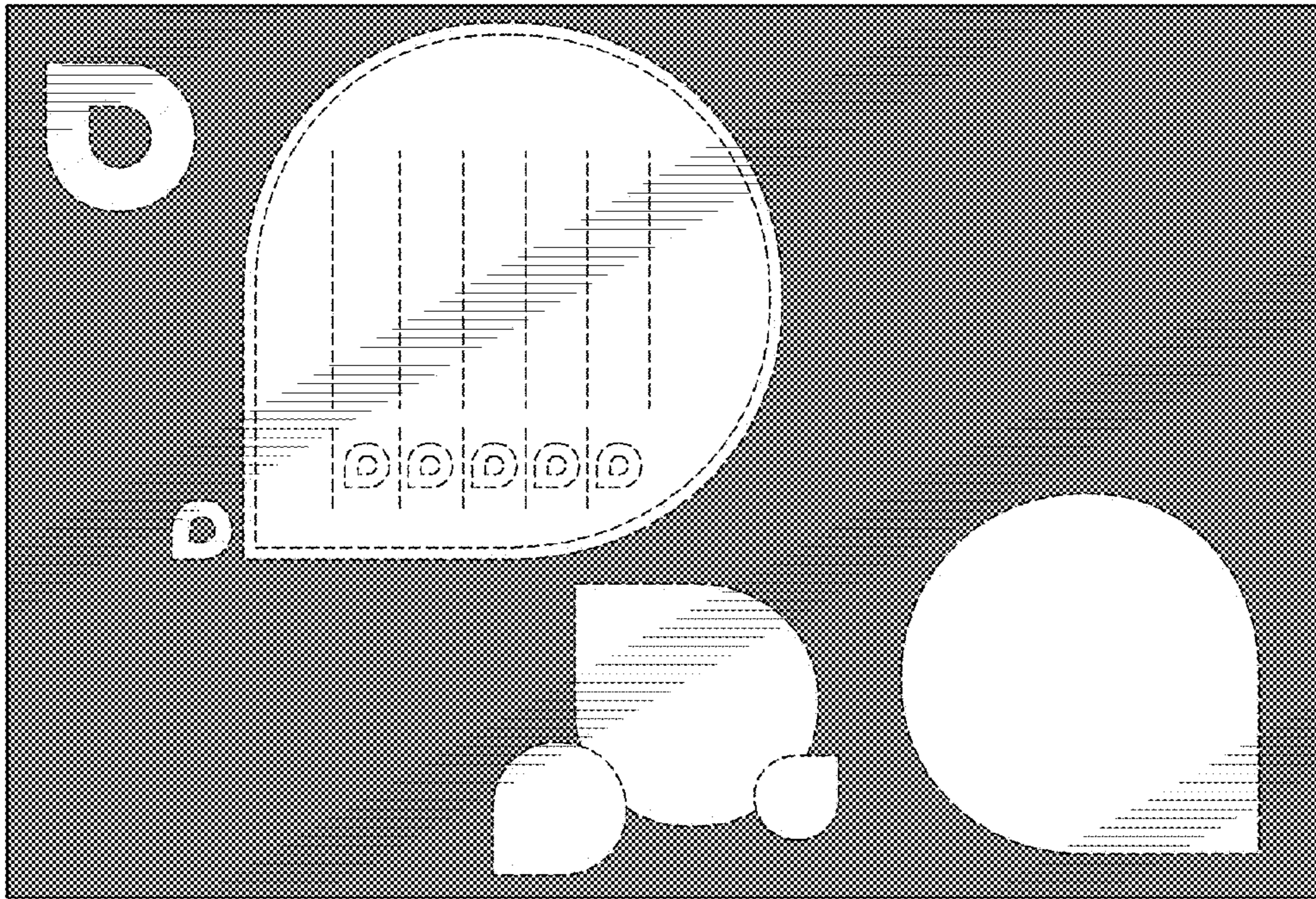


FIG. 5




FIG. 4




FIG. 6




FIG. 7

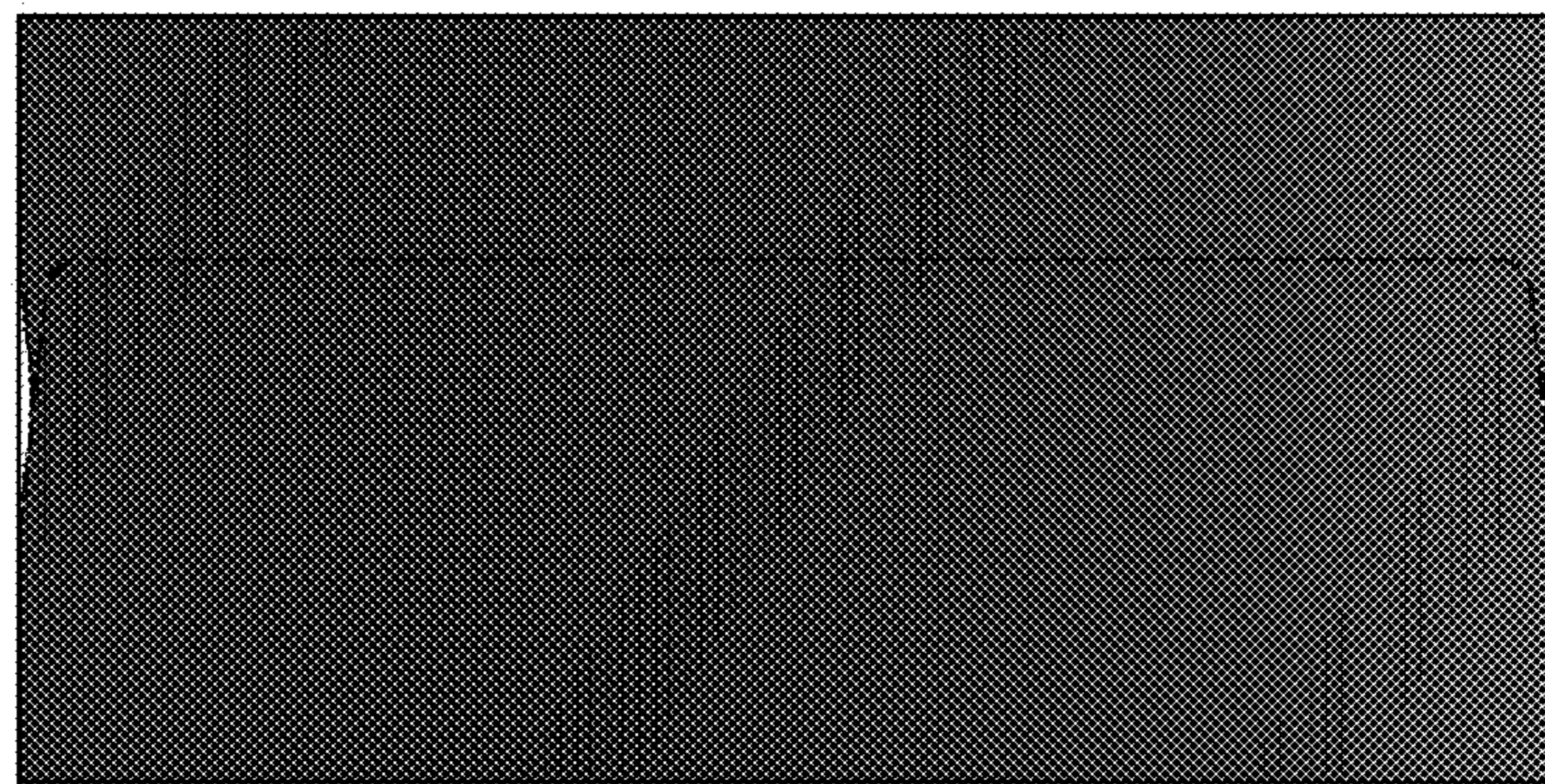


FIG. 8