



US00D655148S

(12) **United States Design Patent**
Giraud et al.

(10) **Patent No.:** **US D655,148 S**
(45) **Date of Patent:** **** Mar. 6, 2012**

(54) **LATCH**

(75) Inventors: **Jean-Pierre Giraud**, Auburn, AL (US);
Michel Zbirka, Jouy-sur-Morin (FR);
Herve Pichot, Chenneviere sur Marne
(FR); **Bruce Rabinne**, Boissy le Chatel
(FR)

(73) Assignee: **CSP Technologies, Inc.**, Auburn, AL
(US)

(**) Term: **14 Years**

(21) Appl. No.: **29/386,003**

(22) Filed: **Feb. 23, 2011**

(51) **LOC (9) Cl.** **08-06**

(52) **U.S. Cl.** **D8/331; D8/339; D8/330**

(58) **Field of Classification Search** D8/330,
D8/331, 336, 339, 341, 343; 70/181-189,
70/431, 14, 34, 33, 91; 292/86, 259 R, 288,
292/340, 32, 156, 41, 119

See application file for complete search history.

(56) **References Cited**

U.S. PATENT DOCUMENTS

4,959,981 A * 10/1990 Davidson 70/238
D391,140 S * 2/1998 Field D8/331

D400,076 S * 10/1998 Jancsek et al. D8/331
D440,142 S * 4/2001 Mlinaric D8/331
6,502,437 B1 * 1/2003 Vito 70/209
6,550,829 B1 * 4/2003 Dobson 292/327
D589,779 S * 4/2009 Wrase et al. D8/330
D592,038 S * 5/2009 Littrell et al. D8/331
D618,083 S * 6/2010 Hansen D8/346
D646,951 S * 10/2011 Tsai D8/330
2011/0073610 A1 3/2011 Giraud et al.

* cited by examiner

Primary Examiner — Prabhakar Deshmukh

(74) *Attorney, Agent, or Firm* — Alissa L. Saenz

(57) **CLAIM**

The ornamental design for latch, as shown and described.

DESCRIPTION

FIG. 1 is a perspective view of a latch showing our new design;

FIG. 2 is a top plan view thereof;

FIG. 3 is a left side elevational view thereof;

FIG. 4 is a front elevational view thereof;

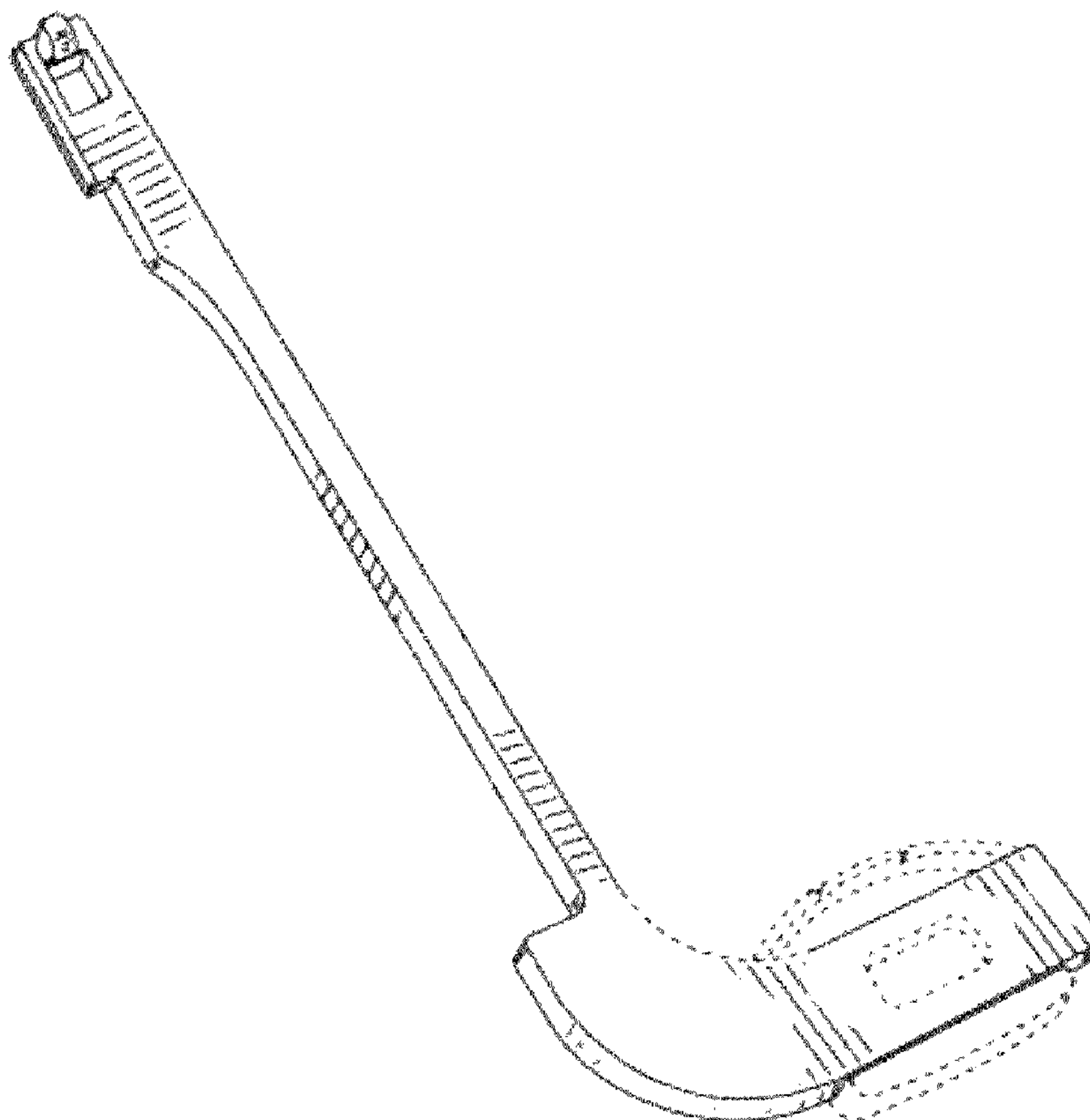
FIG. 5 is a right side elevational view thereof;

FIG. 6 is a rear elevational view thereof; and,

FIG. 7 is a bottom plan view thereof.

The broken lines indicate the disclaimed portions and form no part of the claimed design.

1 Claim, 7 Drawing Sheets



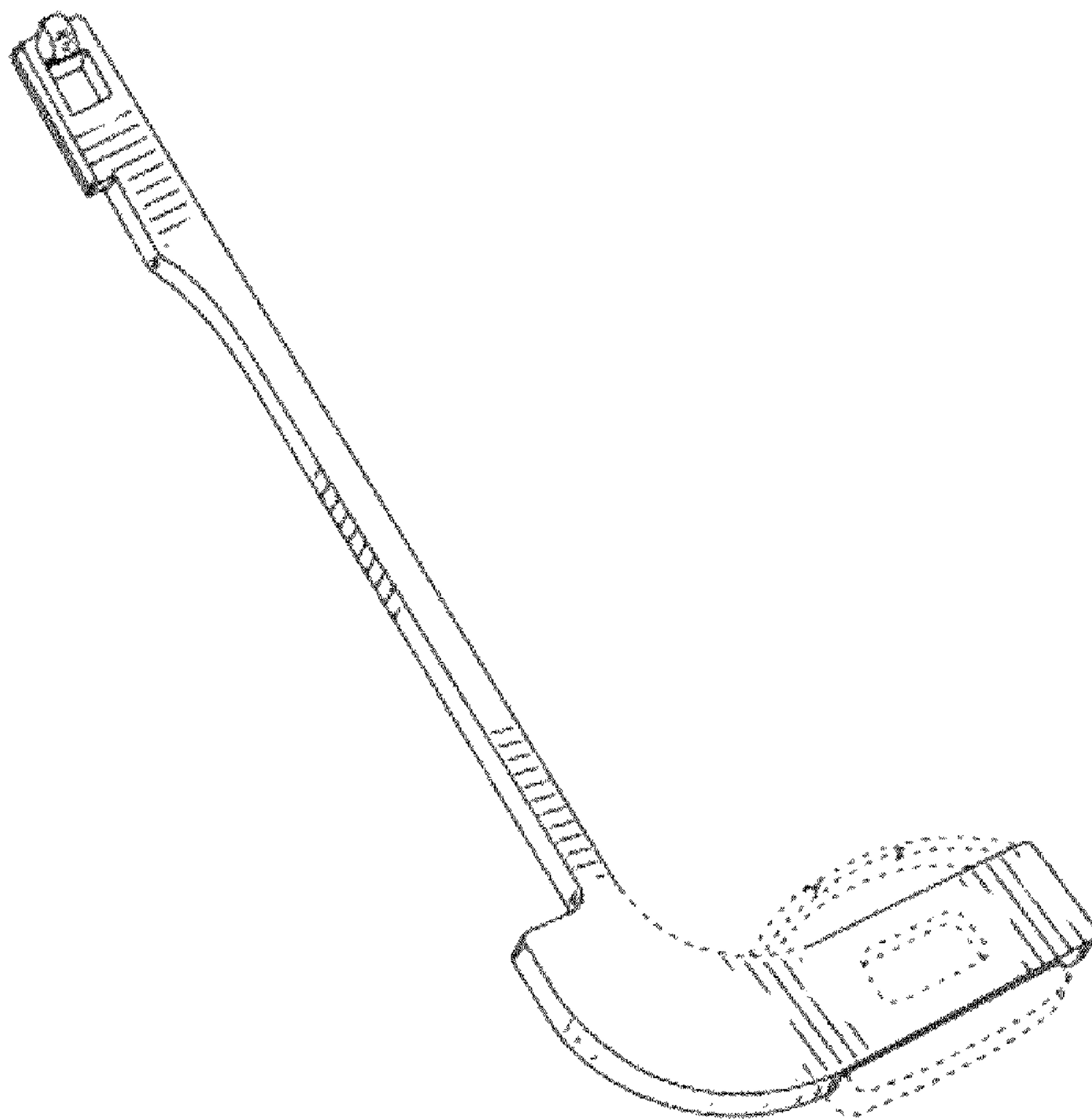


FIG. 1

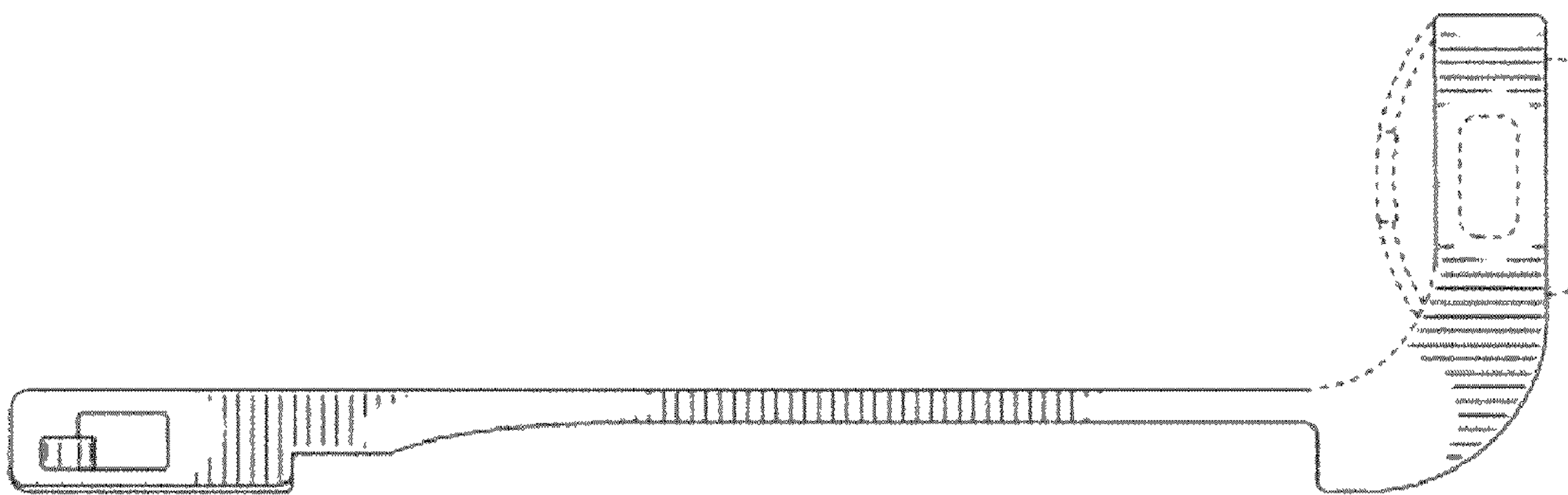


FIG. 2




FIG. 3

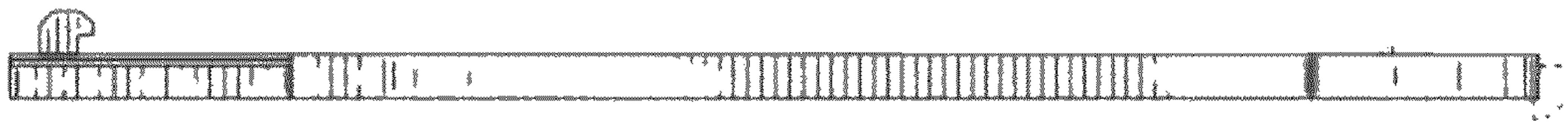


FIG. 4

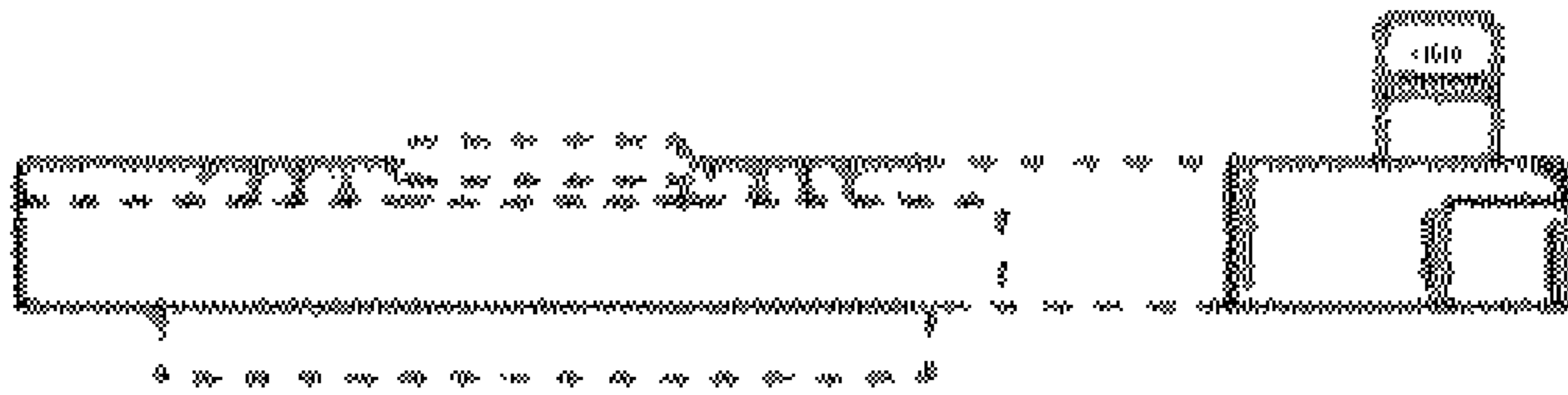


FIG. 5

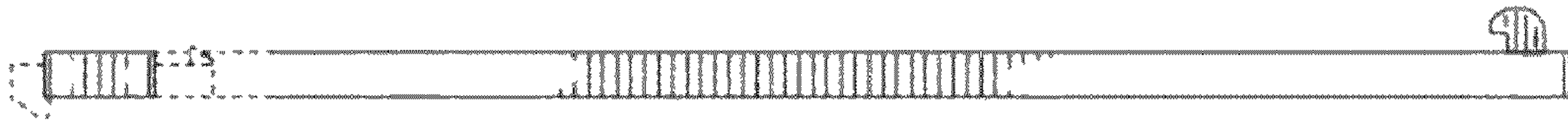


FIG. 6

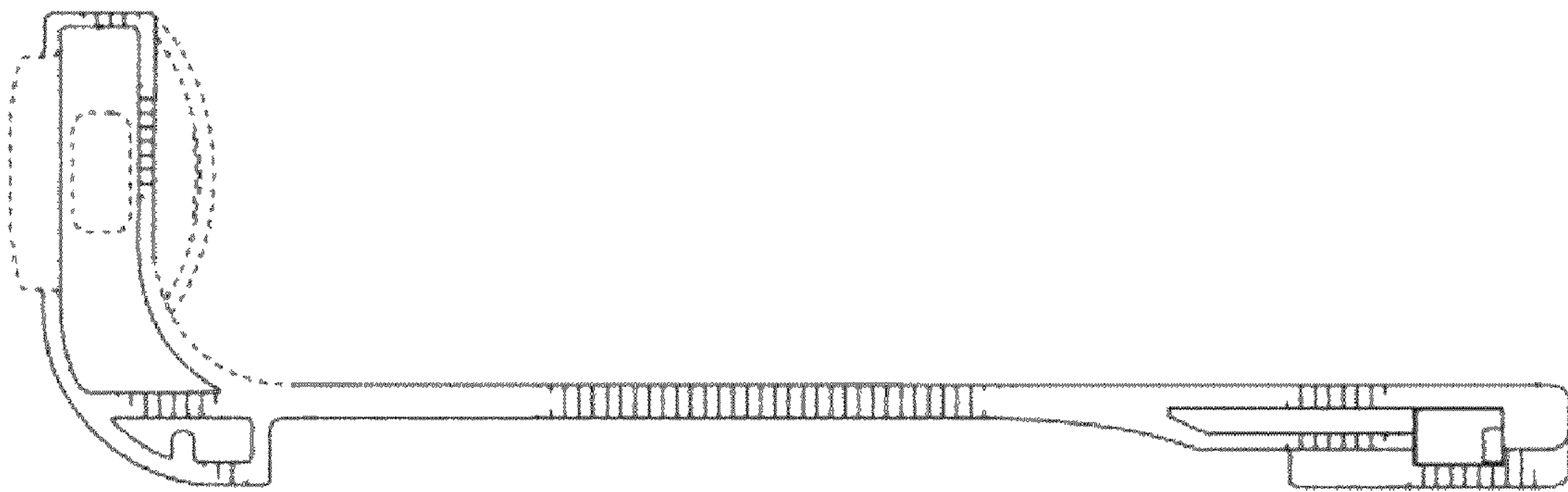


FIG. 7