



US00D655147S

(12) **United States Design Patent**  
**Zorovich et al.**

(10) **Patent No.:** **US D655,147 S**  
(45) **Date of Patent:** **\*\* Mar. 6, 2012**

- (54) **REMOVAL TOOL**
- (75) Inventors: **Kenneth D. Zorovich**, Hoboken, NJ (US); **Yos Kumthampinij**, Edgewater, NJ (US); **John C. Earle**, Annapolis, MD (US)
- (73) Assignee: **Propeller, Inc.** NJ (US)
- (\*\*) Term: **14 Years**
- (21) Appl. No.: **29/391,964**
- (22) Filed: **May 16, 2011**

**Related U.S. Application Data**

- (63) Continuation-in-part of application No. 29/361,010, filed on May 4, 2010, now Pat. No. Des. 640,120, which is a continuation of application No. 12/321,237, filed on Jan. 16, 2009.

- (51) **LOC (9) Cl.** ..... **08-05**
- (52) **U.S. Cl.** ..... **D8/107**
- (58) **Field of Classification Search** ..... D8/107, D8/14, 83, 300, 303, 307, 310, 352, 499; D1/105, 199; D7/393, 672; D12/179; D15/90; D23/238, 242; 16/110.1, 111.1, 414, 415, 16/417, 433, 441; 62/356; 249/91, 92, 93; 425/117, 118, 124, 126.2, 436 R  
See application file for complete search history.

(56) **References Cited**

**U.S. PATENT DOCUMENTS**

D80,291 S	1/1930	Sherman	
2,068,922 A	1/1937	Marchand	
D104,502 S	5/1937	Overmyer	
D123,262 S	10/1940	Foster	
2,288,004 A	6/1942	Stemme	
D166,874 S	5/1952	Reed	
2,946,207 A	7/1960	Hulterstrum	
D199,924 S *	12/1964	Schlage	D8/310
D201,622 S	7/1965	Boldt	

D208,918 S	10/1967	Dole, Jr.	
D209,145 S	11/1967	Hampel	
D211,324 S	6/1968	Kirk	
D221,060 S	7/1971	Townsend	
D225,204 S	11/1972	Kendrick	
4,239,175 A	12/1980	Straubinger	
D260,478 S	9/1981	Belaiche	
4,352,830 A	10/1982	Billett et al.	
D269,578 S	7/1983	Straubinger	
4,392,803 A	7/1983	Cross et al.	
D271,464 S	11/1983	Carlson	
4,488,460 A *	12/1984	Ballone et al.	81/60
D334,828 S	4/1993	Kiyokane	
D336,946 S	6/1993	Levien	
D348,602 S	7/1994	Carsello	
5,354,191 A	10/1994	Bobis	
D377,444 S	1/1997	Lin	
5,669,104 A	9/1997	Howie, Jr.	
D386,062 S	11/1997	Quick	
D390,335 S	2/1998	Carrick et al.	
D393,583 S *	4/1998	Nagano	D8/303
5,845,365 A	12/1998	Howie, Jr.	
D430,696 S	9/2000	Borders	

(Continued)

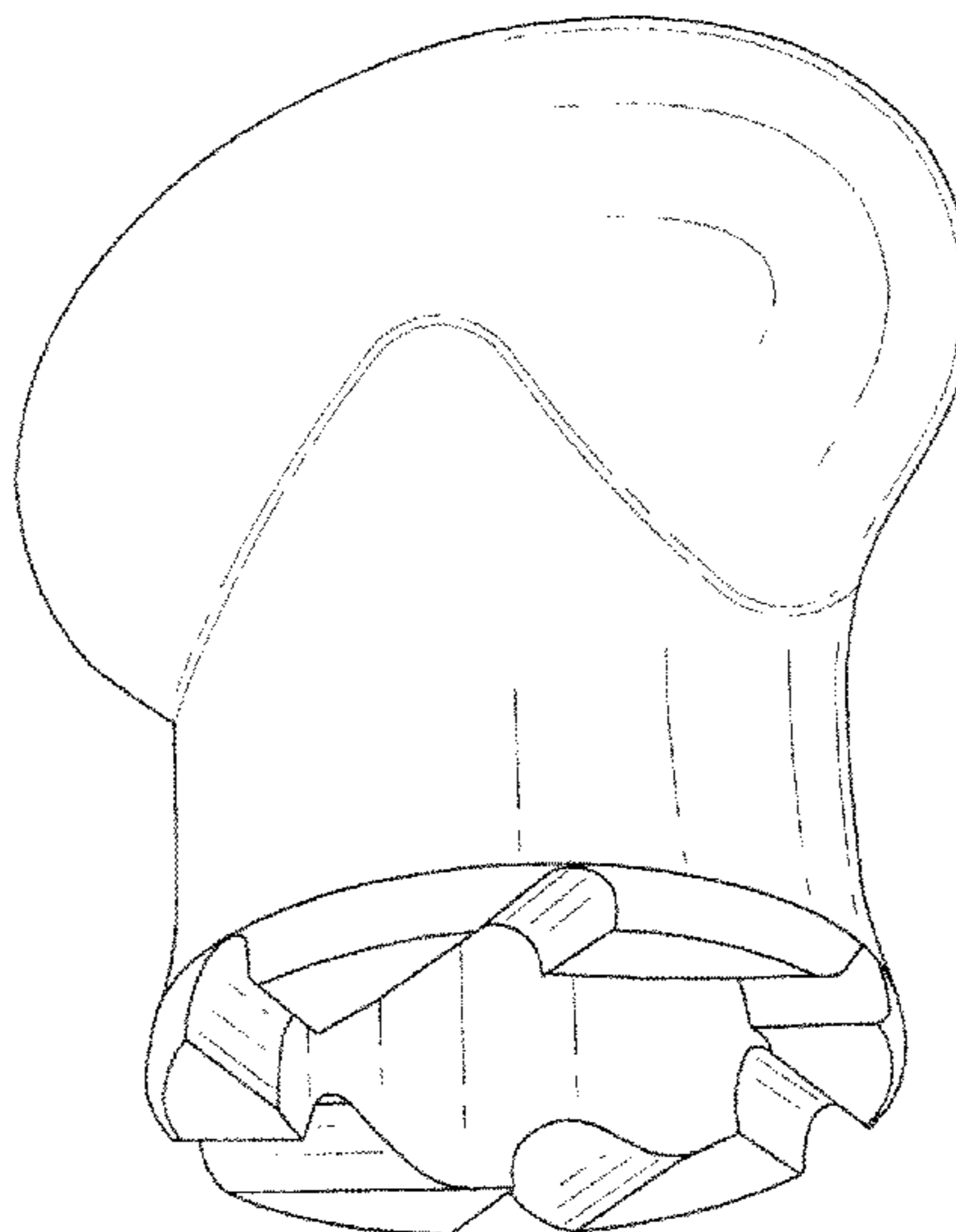
*Primary Examiner* — Derrick Holland  
(74) *Attorney, Agent, or Firm* — Greenberg Traurig, LLP

(57) **CLAIM**  
The ornamental design for a removal tool, as shown and described.

**DESCRIPTION**

FIG. 1 is a bottom perspective view of a removal tool showing our new design;  
FIG. 2 is a left side elevational view thereof, the right side elevational view being identical to FIG. 2;  
FIG. 3 is a front elevational view thereof, the rear elevational view being identical to FIG. 3;  
FIG. 4 is a top plan view thereof; and,  
FIG. 5 is a bottom plan view thereof.  
The broken lines represent unclaimed subject matter and form no part of the claimed design.

**1 Claim, 3 Drawing Sheets**



# US D655,147 S

Page 2

---

## U.S. PATENT DOCUMENTS

6,190,226	B1	2/2001	Conconi			
D438,444	S	3/2001	Tor			
D467,488	S	* 12/2002	Su .....	D8/307		
D498,719	S	11/2004	Yao			
D522,840	S	6/2006	Haug et al.			
					D530,588	S 10/2006 Wang
					D543,088	S 5/2007 Ricereto
					D592,036	S 5/2009 Domin
					D640,120	S 6/2011 Zorovich et al.
					2010/0183789	A1 7/2010 Zorovich

\* cited by examiner

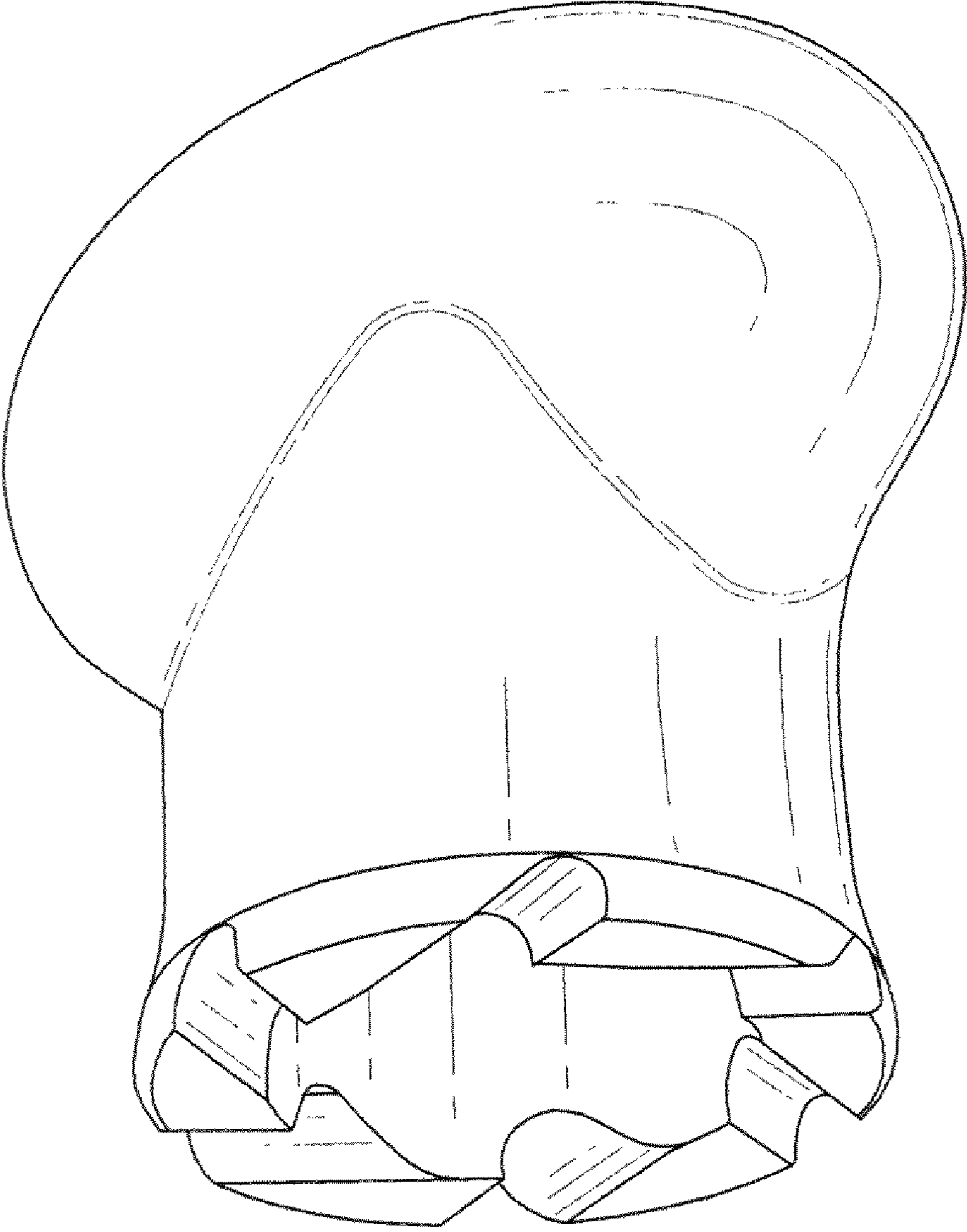
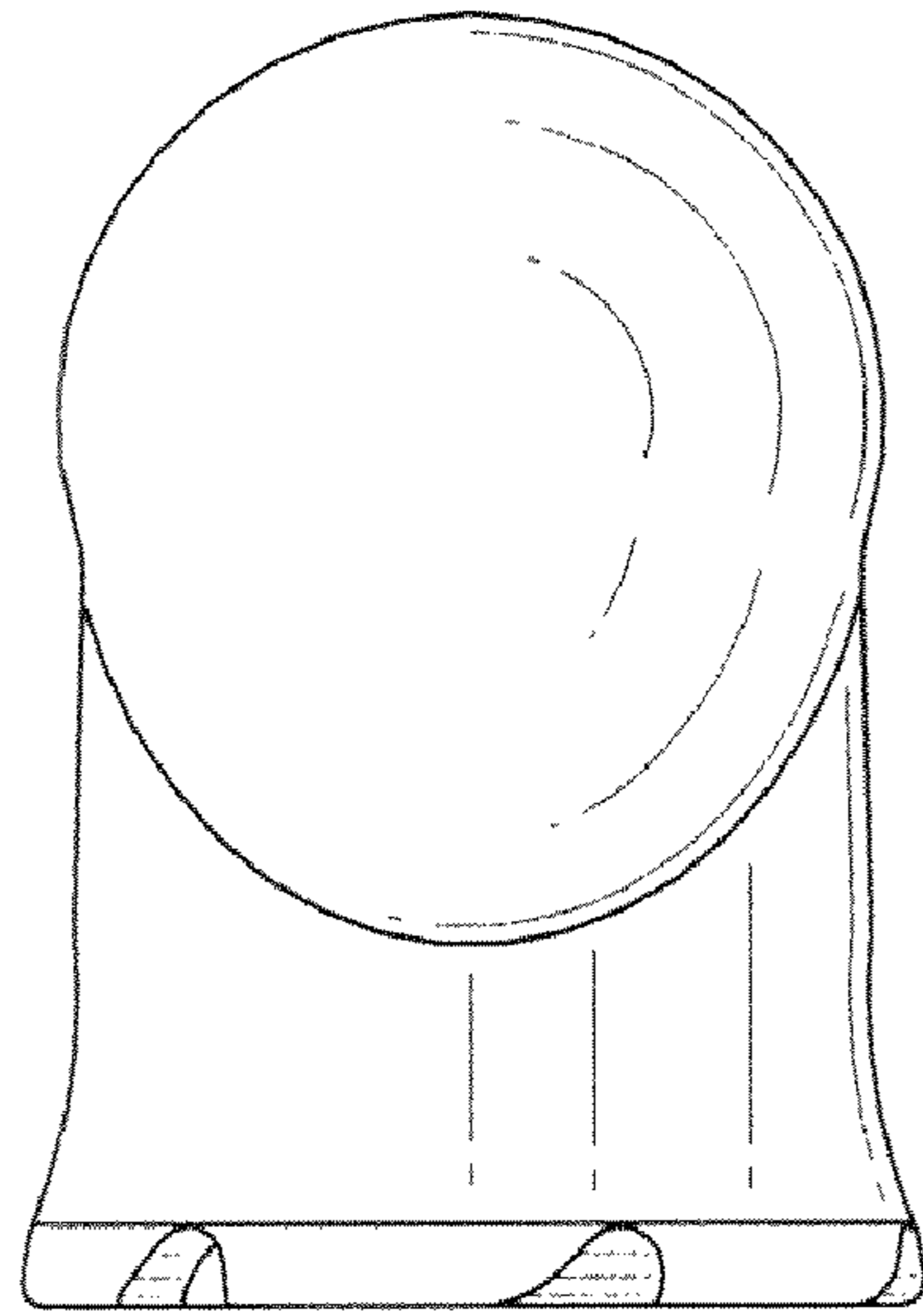
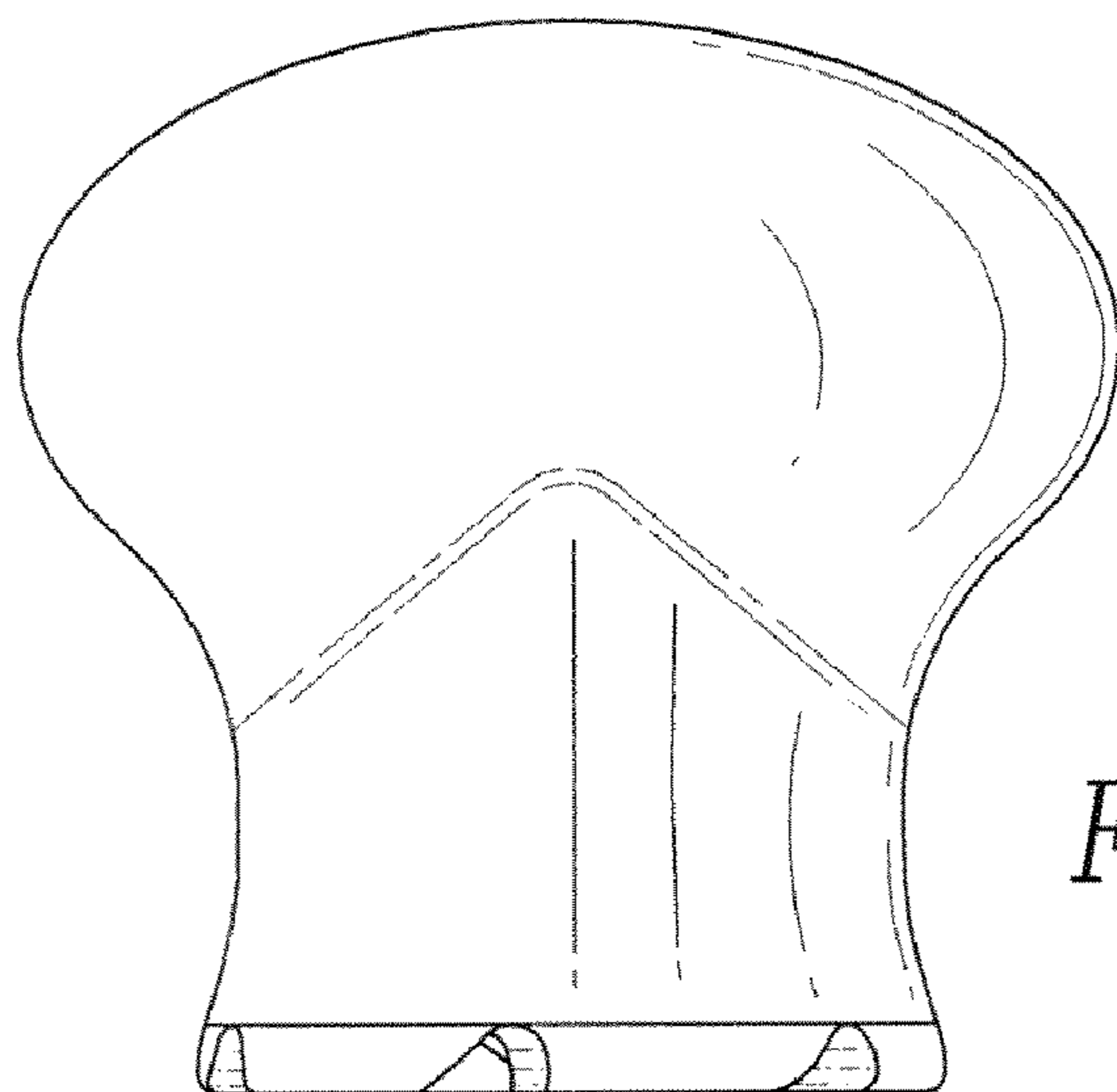


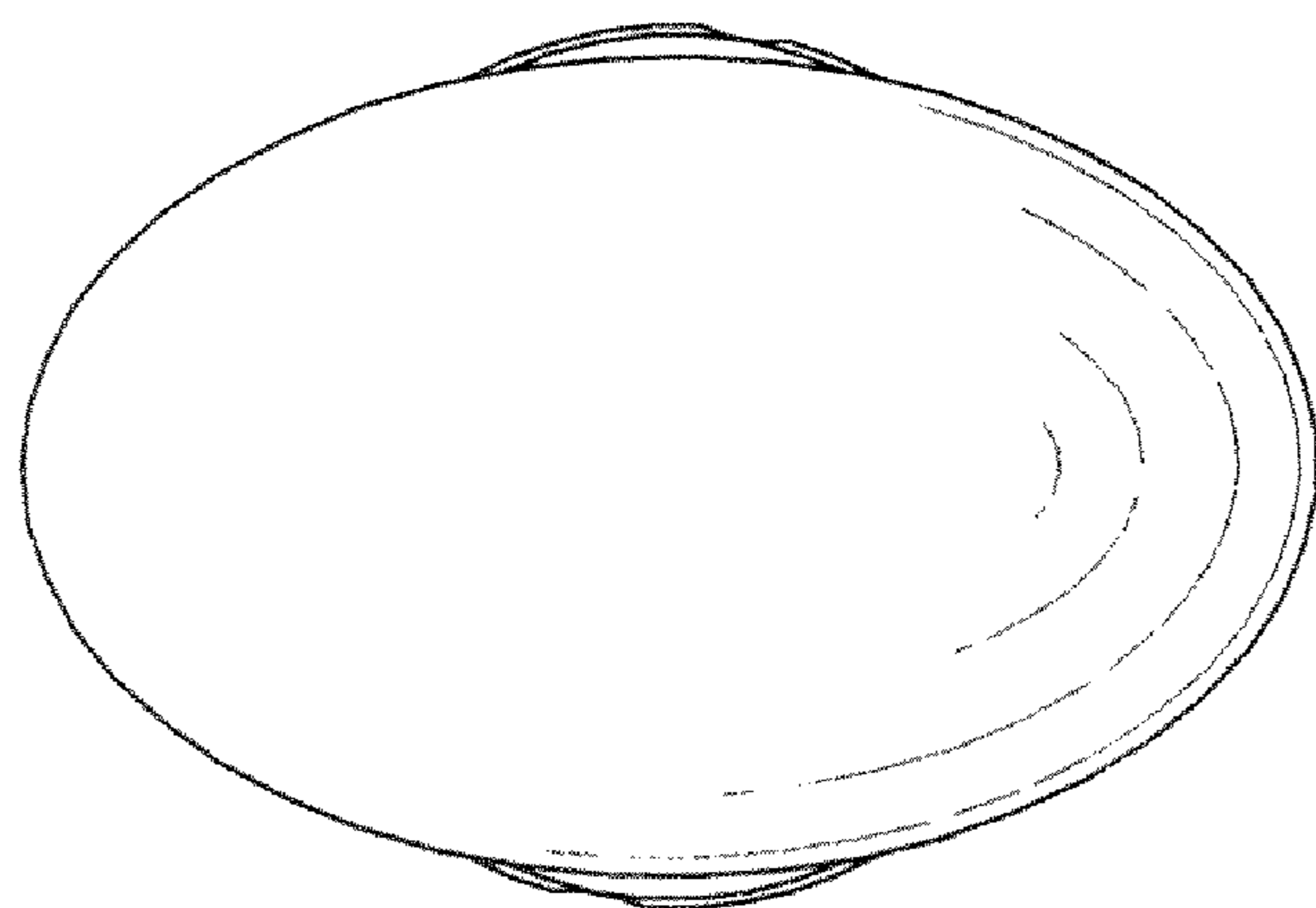
FIG. 1



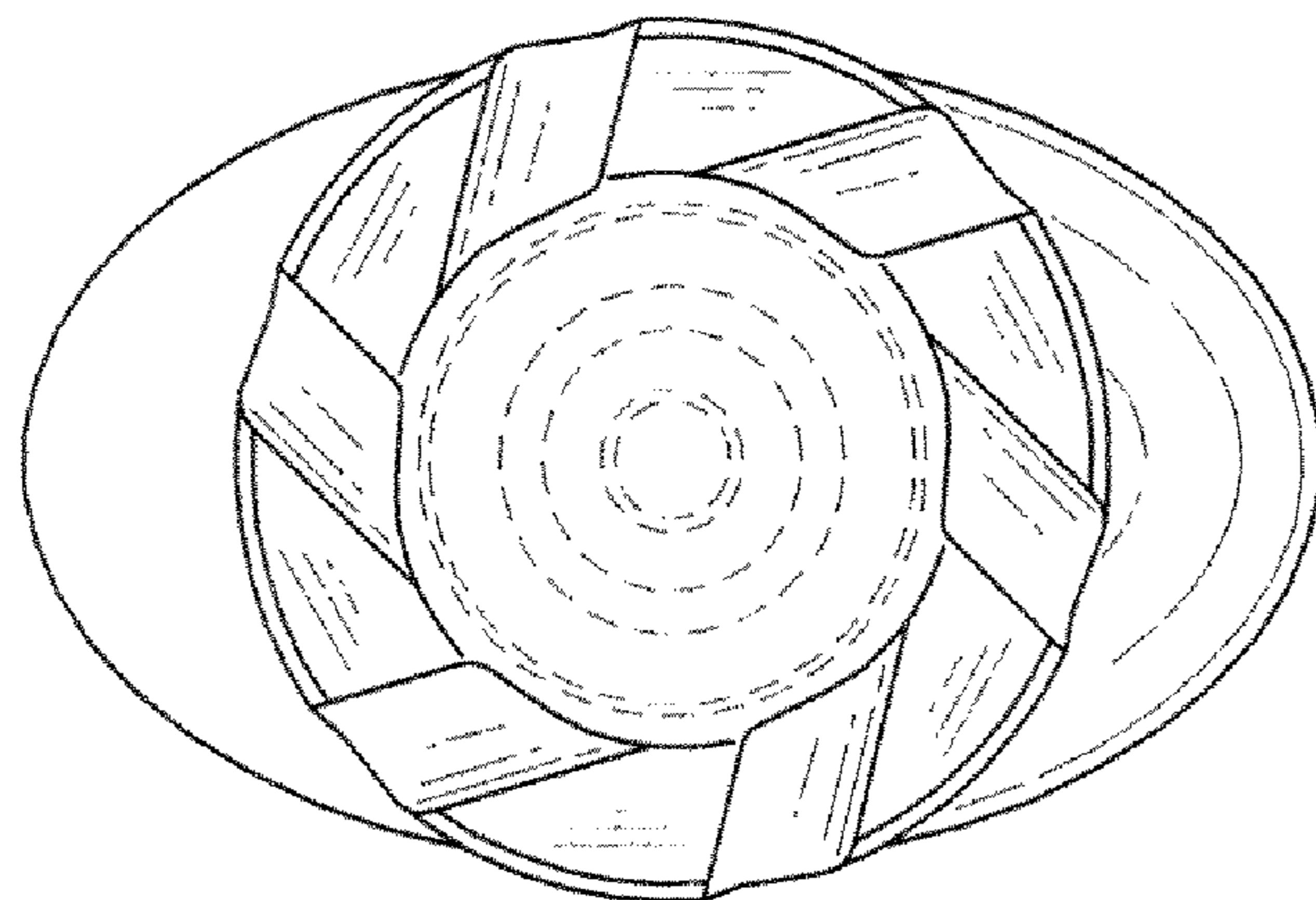
*FIG. 2*



*FIG. 3*



*FIG. 4*



*FIG. 5*