



US00D655146S

(12) **United States Design Patent**
Lucio et al.

(10) **Patent No.:** **US D655,146 S**
(45) **Date of Patent:** **** Mar. 6, 2012**

(54) **TOOL HANDLE**

(75) Inventors: **Thomas Lucio**, Coral Springs, FL (US);
Glenn Robinson, Parkland, FL (US)

(73) Assignee: **IBT Holdings, LLC**, Deerfield Beach,
FL (US)

(**) Term: **14 Years**

(21) Appl. No.: **29/372,916**

(22) Filed: **Feb. 7, 2011**

(51) **LOC (9) Cl.** **08-04**

(52) **U.S. Cl.** **D8/107**

(58) **Field of Classification Search** D8/107,
D8/83, 87, 25, 61, 68; 16/110.1, 111.1; D3/12;
81/177.1, 489, 490, 436, 437, 438, 439, 441;
D19/49, 45, 50; 401/110

See application file for complete search history.

(56) **References Cited**

U.S. PATENT DOCUMENTS

D146,527 S * 3/1947 Swensen, Sr. D19/49
2,471,764 A * 5/1949 Miller et al. 294/65.5
3,831,276 A * 8/1974 Dalton et al. 30/123
D255,834 S * 7/1980 Linden D24/152

D271,372 S * 11/1983 Fortune D8/88
5,740,706 A * 4/1998 Tseng 81/490
D416,777 S * 11/1999 Swenson, Sr. D8/107
D441,267 S * 5/2001 Heun D8/61
6,840,143 B1 * 1/2005 Lin 81/438
6,997,088 B2 * 2/2006 Hu 81/490

* cited by examiner

Primary Examiner — Paula Greene

(74) *Attorney, Agent, or Firm* — Dan DeLaRosa

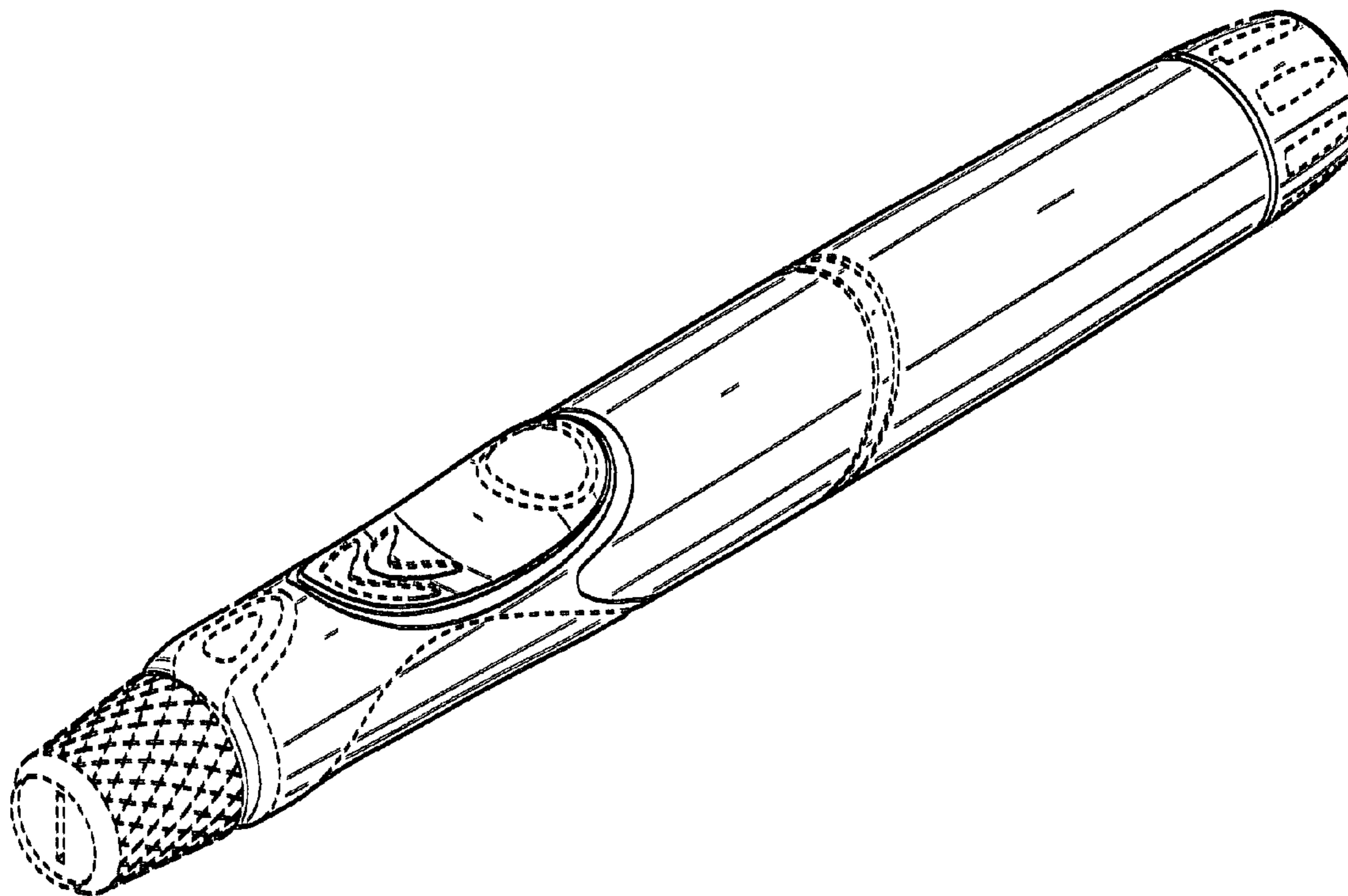
(57) **CLAIM**

The ornamental design for a tool handle, as shown and described.

DESCRIPTION

FIG. 1 is a perspective view of the tool handle of the present invention showing my new design;
FIG. 2 is a front side elevational view thereof;
FIG. 3 is a back side elevational view thereof;
FIG. 4 is a side elevational view thereof;
FIG. 5 is another side elevational view thereof;
FIG. 6 is a top plan view thereof; and,
FIG. 7 is a bottom plan view thereof.
The broken lines form no part of the claimed design.

1 Claim, 4 Drawing Sheets



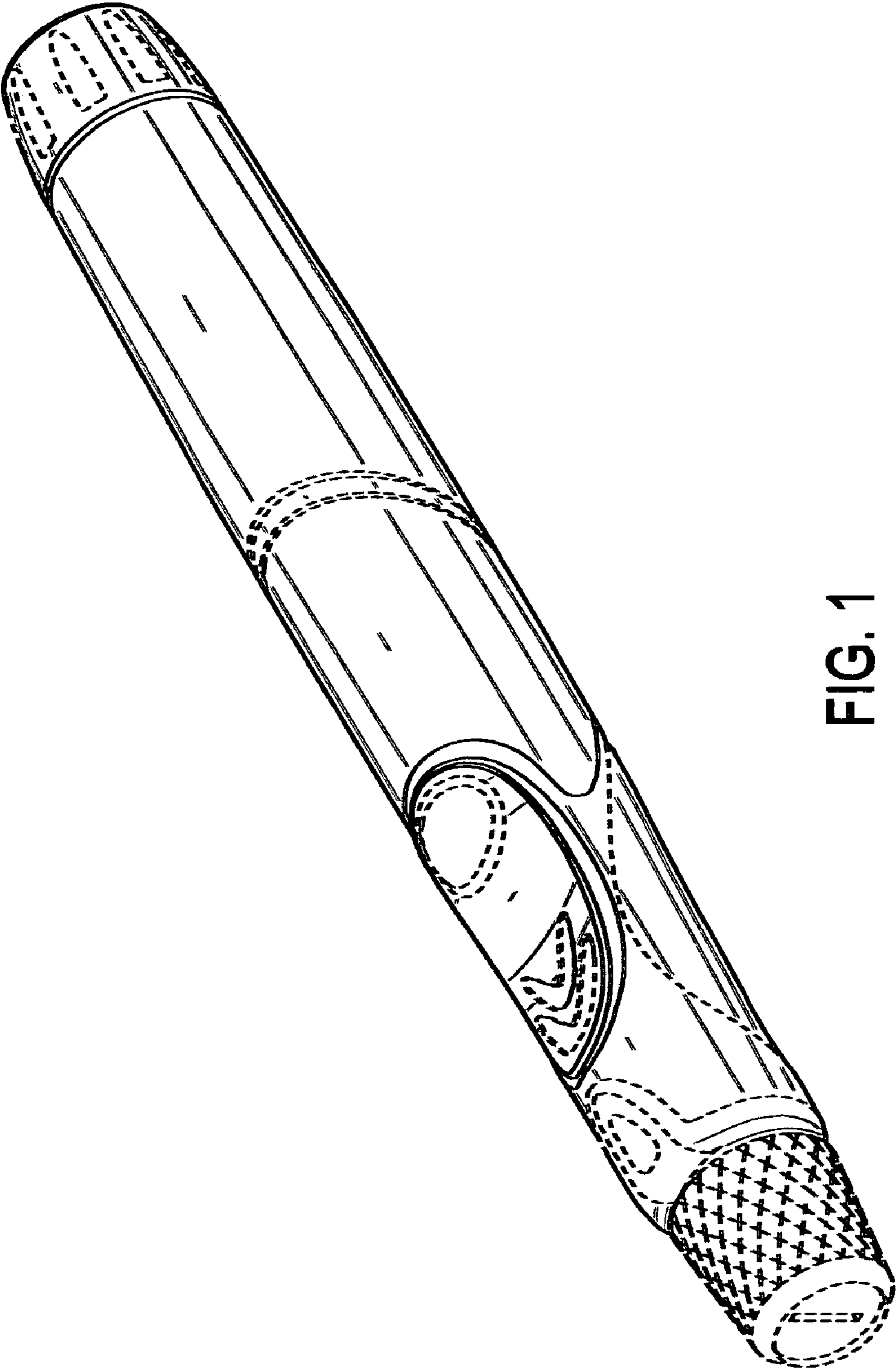


FIG. 1




FIG. 2

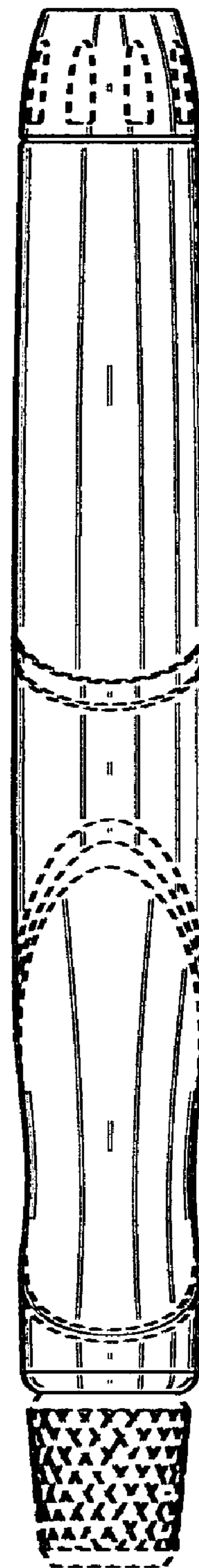


FIG. 3

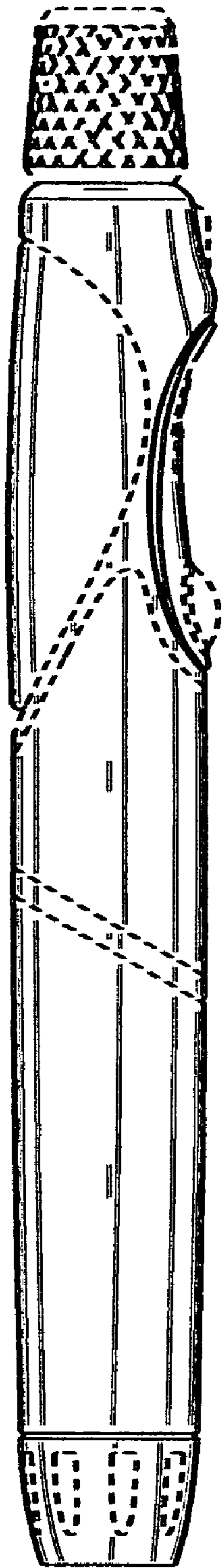


FIG. 4

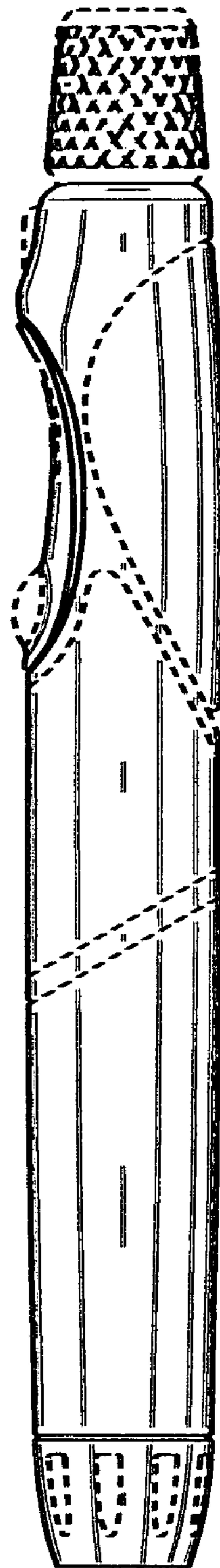


FIG. 5




FIG. 6



FIG. 7