



US00D655143S

(12) **United States Design Patent**
Lindsey

(10) **Patent No.:** **US D655,143 S**
(45) **Date of Patent:** **** Mar. 6, 2012**

(54) **BOTTLE CAP LIFTER EXTERIOR SURFACE**

(76) Inventor: **Kevin Shane Lindsey**, Lake Oswego,
OR (US)

(**) Term: **14 Years**

(21) Appl. No.: **29/393,845**

(22) Filed: **Jun. 9, 2011**

(51) **LOC (9) Cl.** **07-99**

(52) **U.S. Cl.** **D8/40**

(58) **Field of Classification Search** D8/14,
D8/16-19, 33-43, 88, 89, 105; 7/113, 151-156;
30/400-410, 416-430, 433, 434, 443, 450;
81/3.07, 3.09, 3.2, 3.27, 3.29, 3.31, 3.35,
81/3.37, 3.4, 3.45, 3.48, 3.49, 3.55

See application file for complete search history.

(56) **References Cited**

U.S. PATENT DOCUMENTS

952,085	A	3/1910	Stephens	
1,709,669	A	4/1929	Jones	
2,090,714	A	8/1937	Wright et al.	
2,188,352	A	1/1940	Hothersall	
2,257,532	A	9/1941	Perocco	
2,734,204	A	2/1956	Epstein	
4,433,597	A *	2/1984	Rowland	81/3.09
D281,572	S *	12/1985	Gabriel et al.	D8/40
D293,198	S *	12/1987	Schumacher et al.	D8/18
5,265,501	A	11/1993	Reyes	
D347,456	S *	5/1994	Wire	D8/88
D348,773	S *	7/1994	Kutzera	D8/34

5,644,848	A	7/1997	Totten	
D383,045	S *	9/1997	Turso	D8/38
D497,088	S *	10/2004	Davis	D8/40
D557,577	S *	12/2007	Huang	D8/40
D644,075	S *	8/2011	Barnett	D8/18

* cited by examiner

Primary Examiner — Garth Rademaker

(74) *Attorney, Agent, or Firm* — Klarquist Sparkman, LLP

(57) **CLAIM**

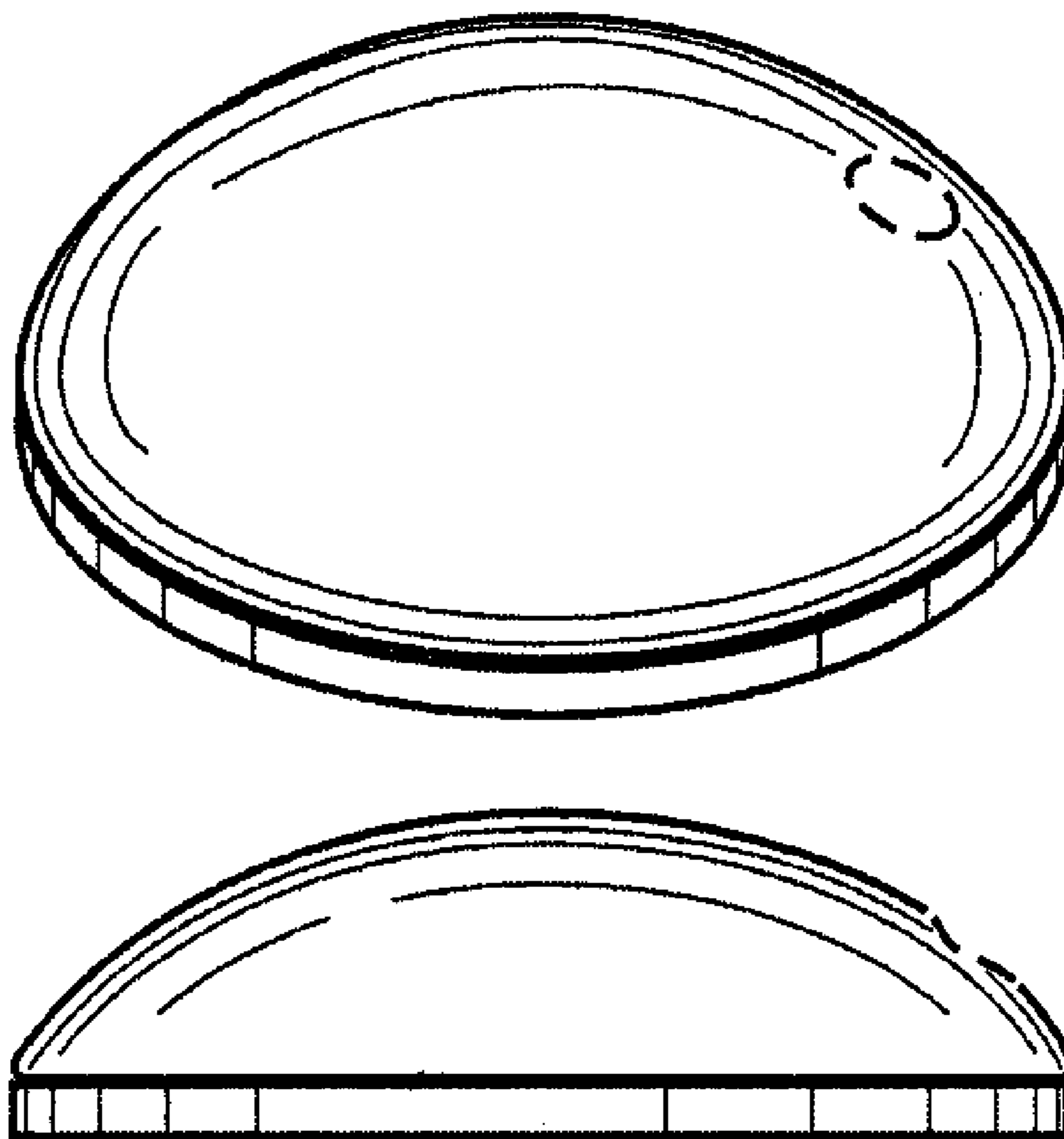
The ornamental design for a bottle cap lifter exterior surface, as shown and described.

DESCRIPTION

FIG. 1 is a perspective view of a bottle cap lifter exterior surface showing my new design; FIG. 2 is a top plan view thereof; FIG. 3 is a left side elevation view thereof; FIG. 4 is a right side elevation view thereof; FIG. 5 is a front elevation view thereof, the rear elevation view being a mirror image thereof; FIG. 6 is a bottom plan view thereof; and, FIG. 7 is a perspective view thereof, shown in an opened position.

The broken lines illustrating a hollow pivot pin connecting the bottom and top portions of the design, a hole through the top and bottom portions of the design, and the interior of the bottom portion of the design form no part of the claimed design.

1 Claim, 1 Drawing Sheet



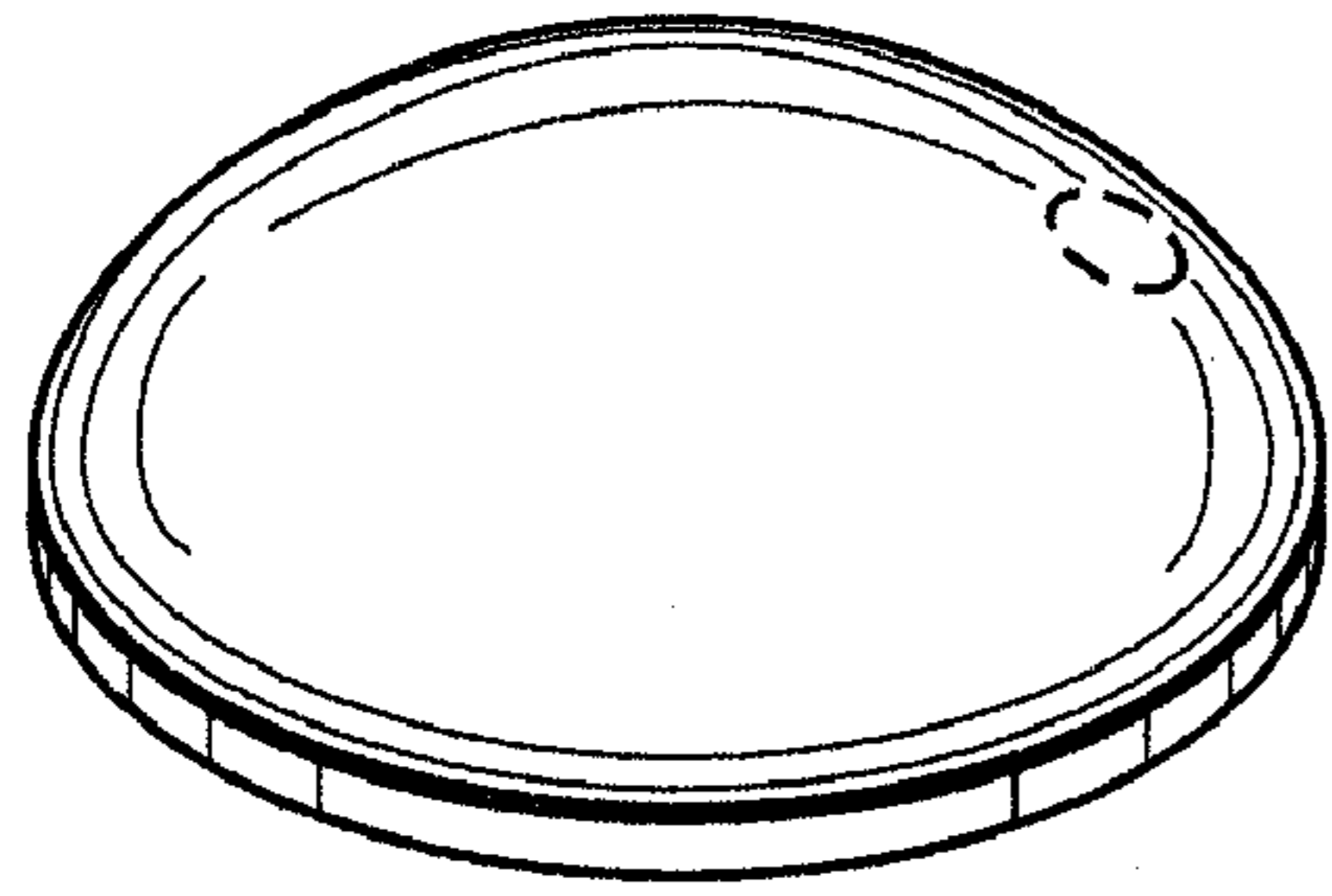


FIG. 1

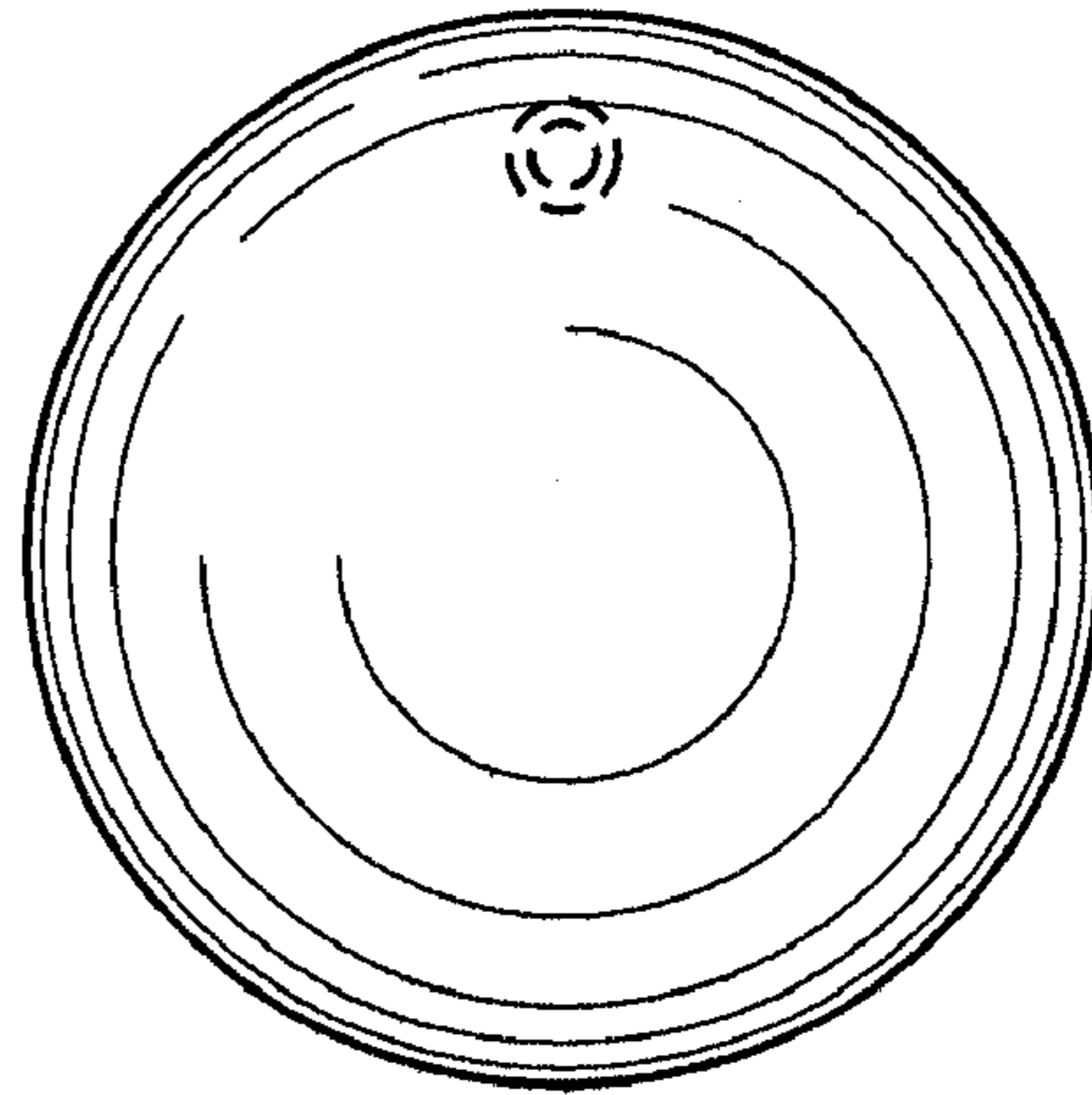


FIG. 2



FIG. 3

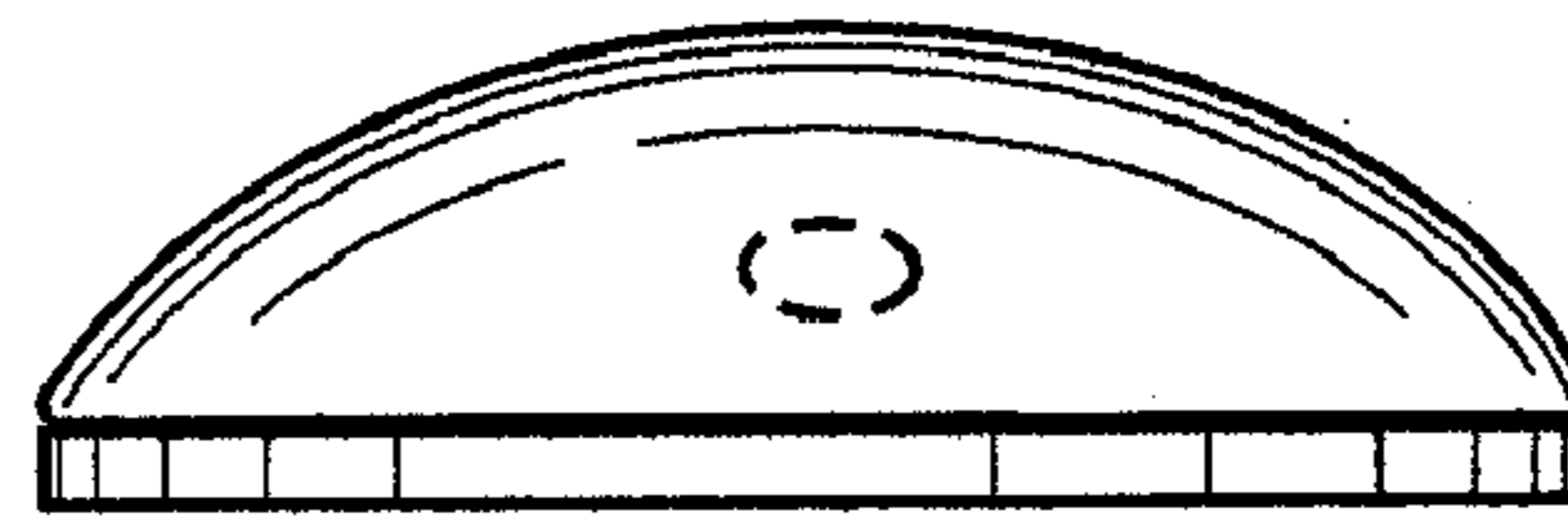


FIG. 4



FIG. 5

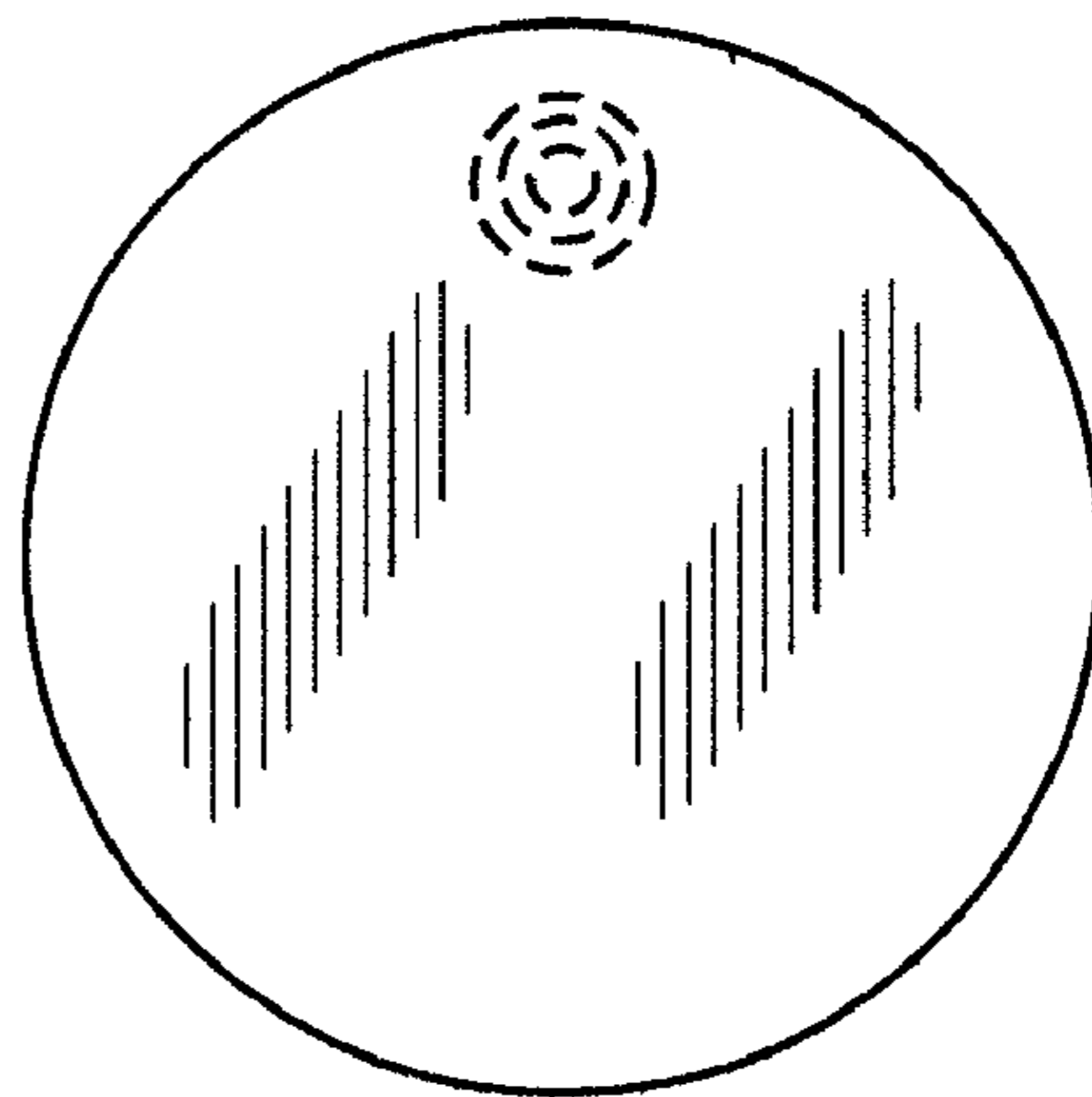


FIG. 6

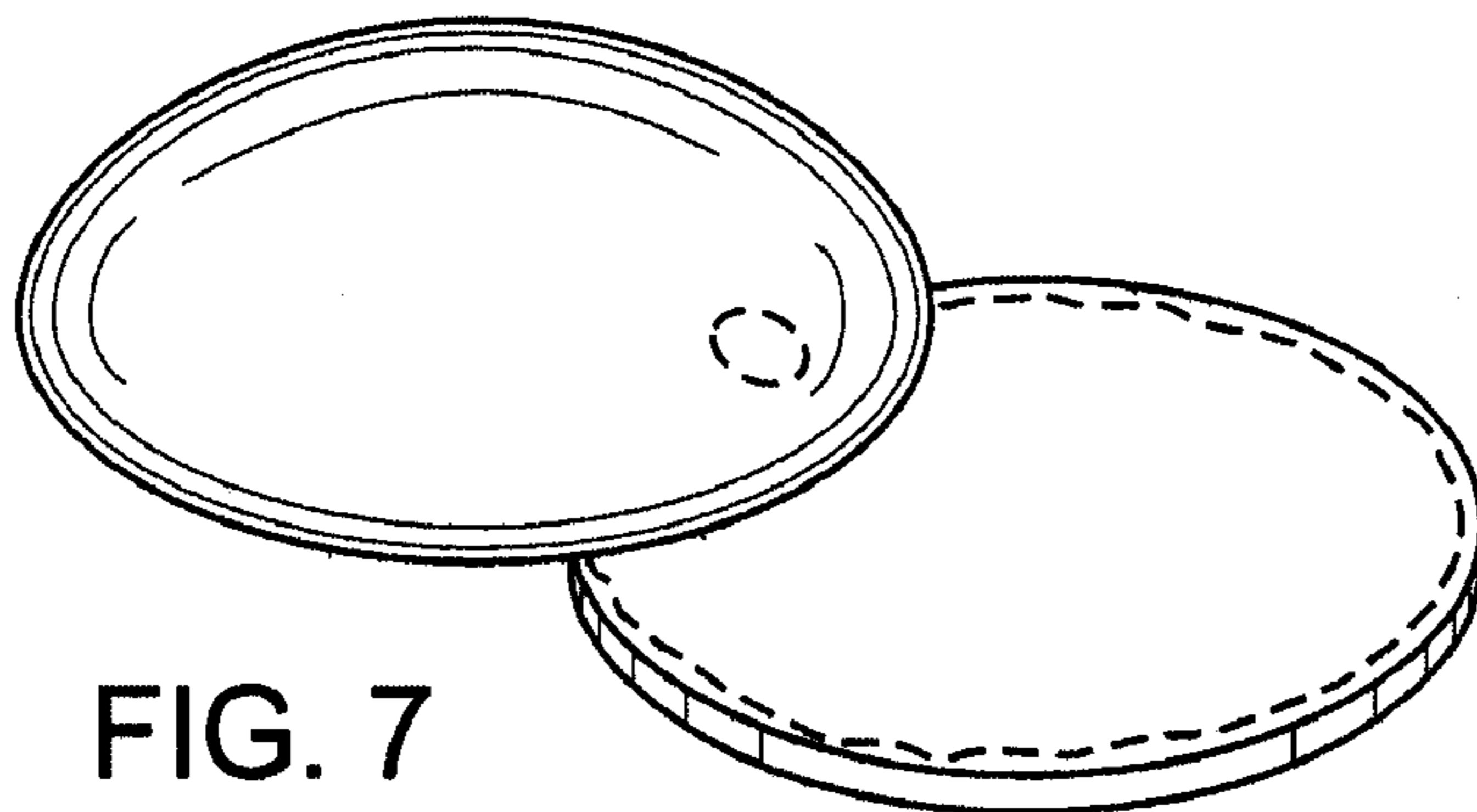


FIG. 7