



US00D655132S

(12) **United States Design Patent**
Chowning

(10) **Patent No.:** **US D655,132 S**
(45) **Date of Patent:** **** Mar. 6, 2012**

(54) **FOLDABLE SPLASH GUARD**

(75) Inventor: **Debra J. Chowning**, Florence, AL (US)

(73) Assignee: **Debra J. Chowning**, Florence, AL (US)

(**) Term: **14 Years**

(21) Appl. No.: **29/362,937**

(22) Filed: **Jun. 2, 2010**

(51) **LOC (9) Cl.** **07-01**

(52) **U.S. Cl.** **D7/412; D7/387; D7/391; D7/406**

(58) **Field of Classification Search** D7/406,
D7/409, 412, 387, 391, 402, 384; 99/645;
220/731, 369; D12/312; D23/307, 310
See application file for complete search history.

7,921,478 B1 * 4/2011 Vanini 4/300.3
2004/0213085 A1 10/2004 Estes
2007/0091718 A1 4/2007 Browne et al.

OTHER PUBLICATIONS

KitchenAid One-Piece Pouring Shield, found at Bed Bath & Beyond,
1 page.
Hutzler 12-inch Mixing Bowl Splatter Guard, found at amazon.com,
1 page.

* cited by examiner

Primary Examiner — Marianne Pandozzi

(74) *Attorney, Agent, or Firm* — George P. Kobler; Lanier
Ford Shaver & Payne, PC

(57) **CLAIM**

An ornamental design for a foldable splash guard, as shown
and described.

(56) **References Cited**

U.S. PATENT DOCUMENTS

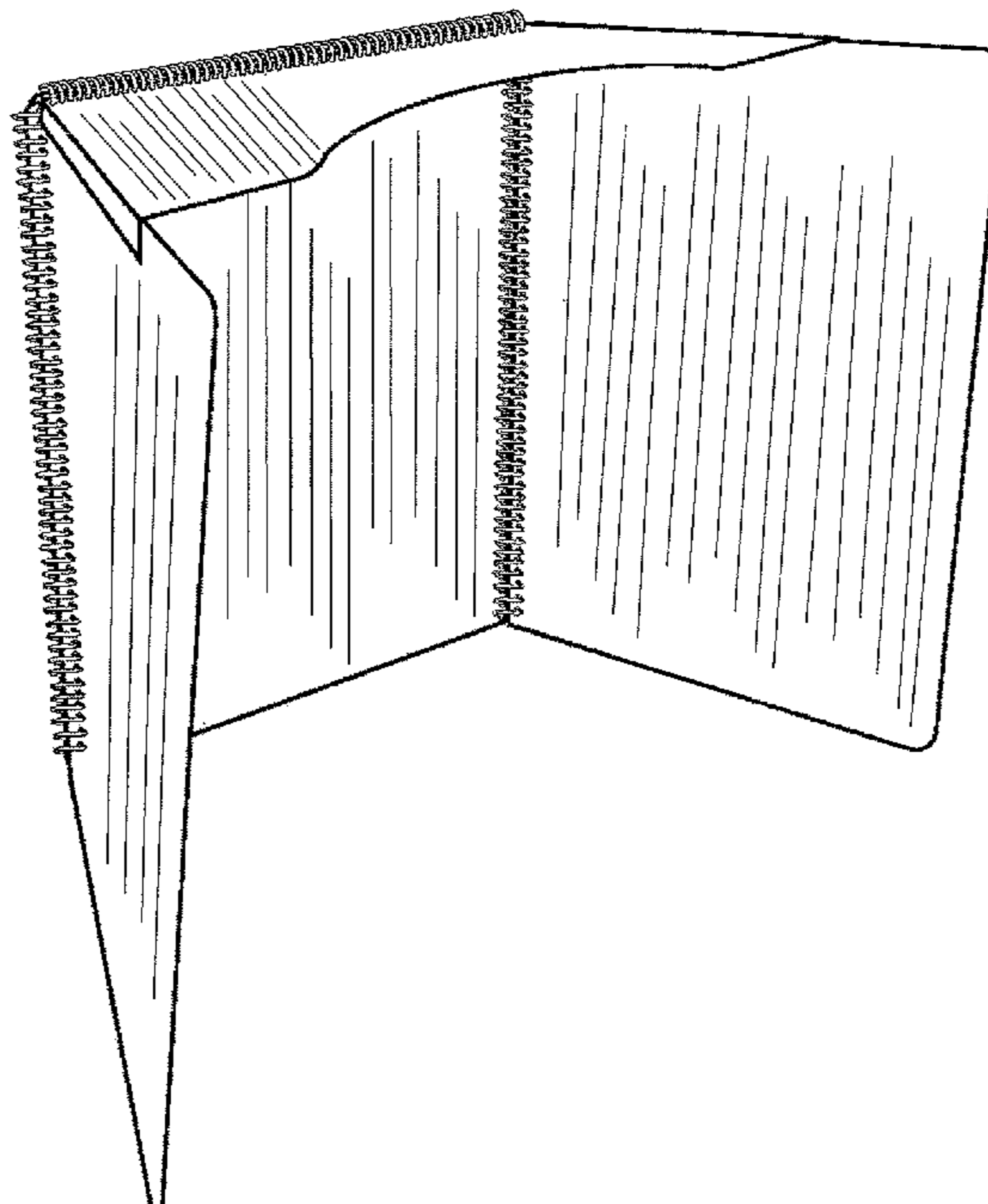
2,582,373	A *	1/1952	Cordrey	126/299 C
2,591,786	A *	4/1952	Cronheim	160/135
D261,600	S *	11/1981	Langtry	D7/391
4,549,811	A	10/1985	Schiffner et al.		
D284,345	S *	6/1986	Baughman	D7/402
D303,909	S *	10/1989	Stankus et al.	D7/406
4,981,086	A *	1/1991	Barca et al.	109/49.5
5,231,707	A *	8/1993	Ashley et al.	4/557
5,372,174	A *	12/1994	Wilke	160/135
D381,863	S	8/1997	Vineis		
6,123,449	A	9/2000	Sadek-Patt		
D445,637	S	7/2001	Feil		
D476,613	S *	7/2003	Bills et al.	D12/317
D498,976	S *	11/2004	Schulte et al.	D7/402
6,866,035	B2 *	3/2005	Haemerle	126/214 D
7,021,322	B2 *	4/2006	Kramer et al.	134/131
7,097,208	B2 *	8/2006	Maurer et al.	280/851
7,384,187	B2	6/2008	Blackburn et al.		

DESCRIPTION

FIG. 1 is a perspective view of a foldable splash guard in
unfolded position showing my new design;
FIG. 2 is a rear elevational view thereof in a folded position;
FIG. 3 is a front elevational view thereof in an unfolded
position;
FIG. 4 is a side elevational view thereof in an unfolded posi-
tion, the opposite side being a mirror image thereof;
FIG. 5 is a rear elevational view thereof in an unfolded posi-
tion; and,
FIG. 6 is a top plan view thereof.

A characteristic feature of the design resides in three panels
spiral bound to a fourth, center panel, and an arcuate cut-out
in the long edge and downward extending angled sides of the
trapezoidal-shaped top panel.

1 Claim, 3 Drawing Sheets



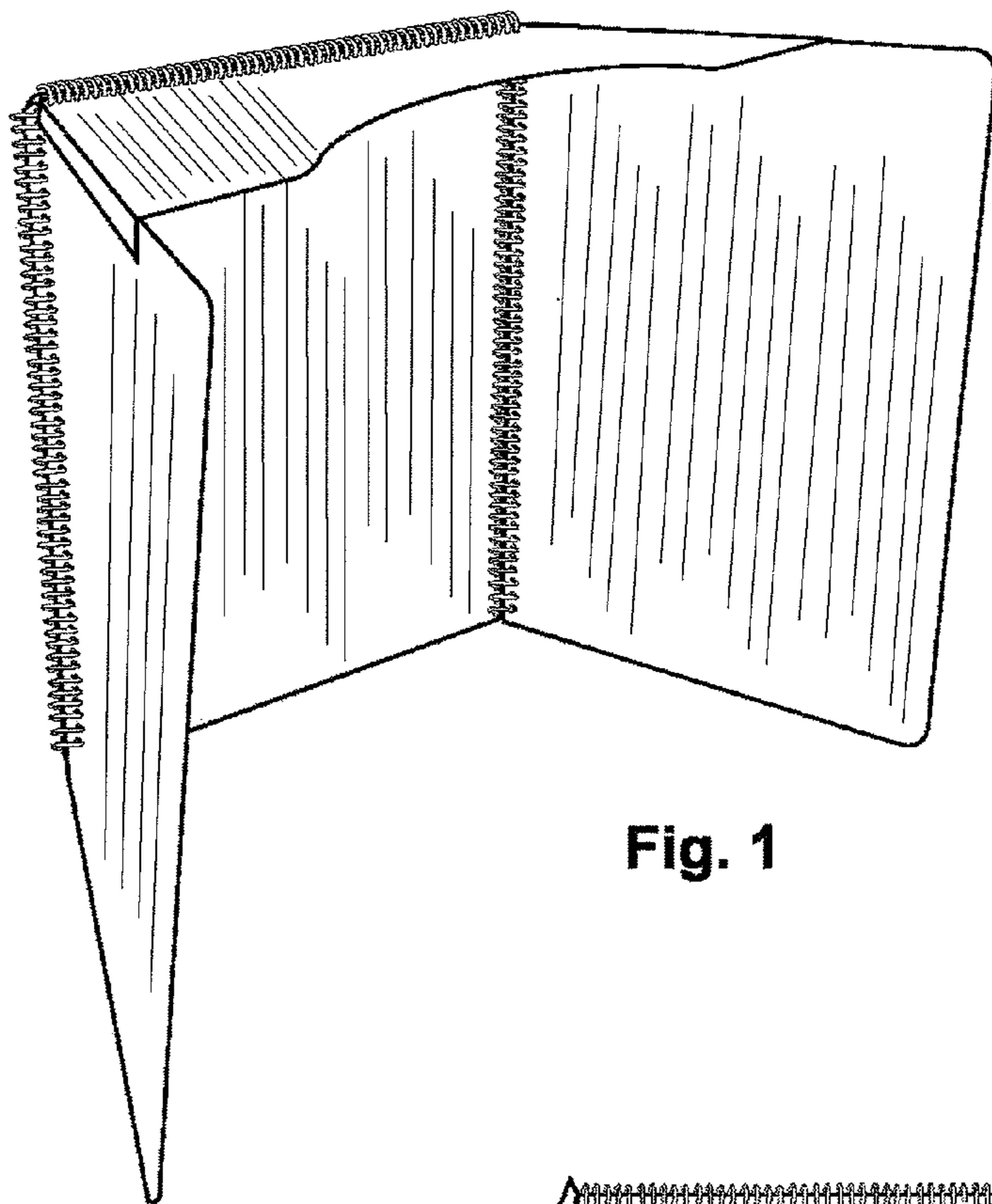


Fig. 1

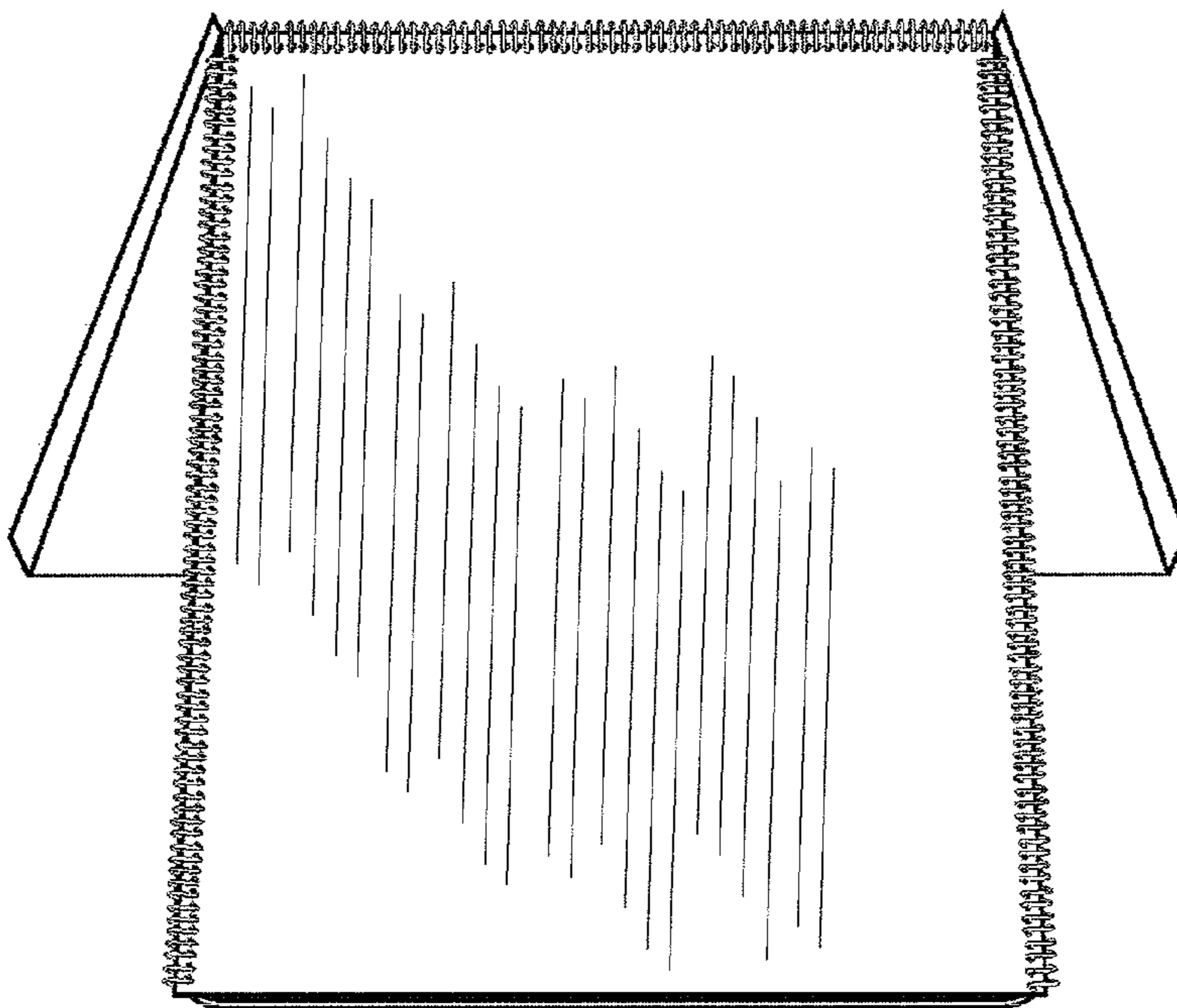


Fig. 2

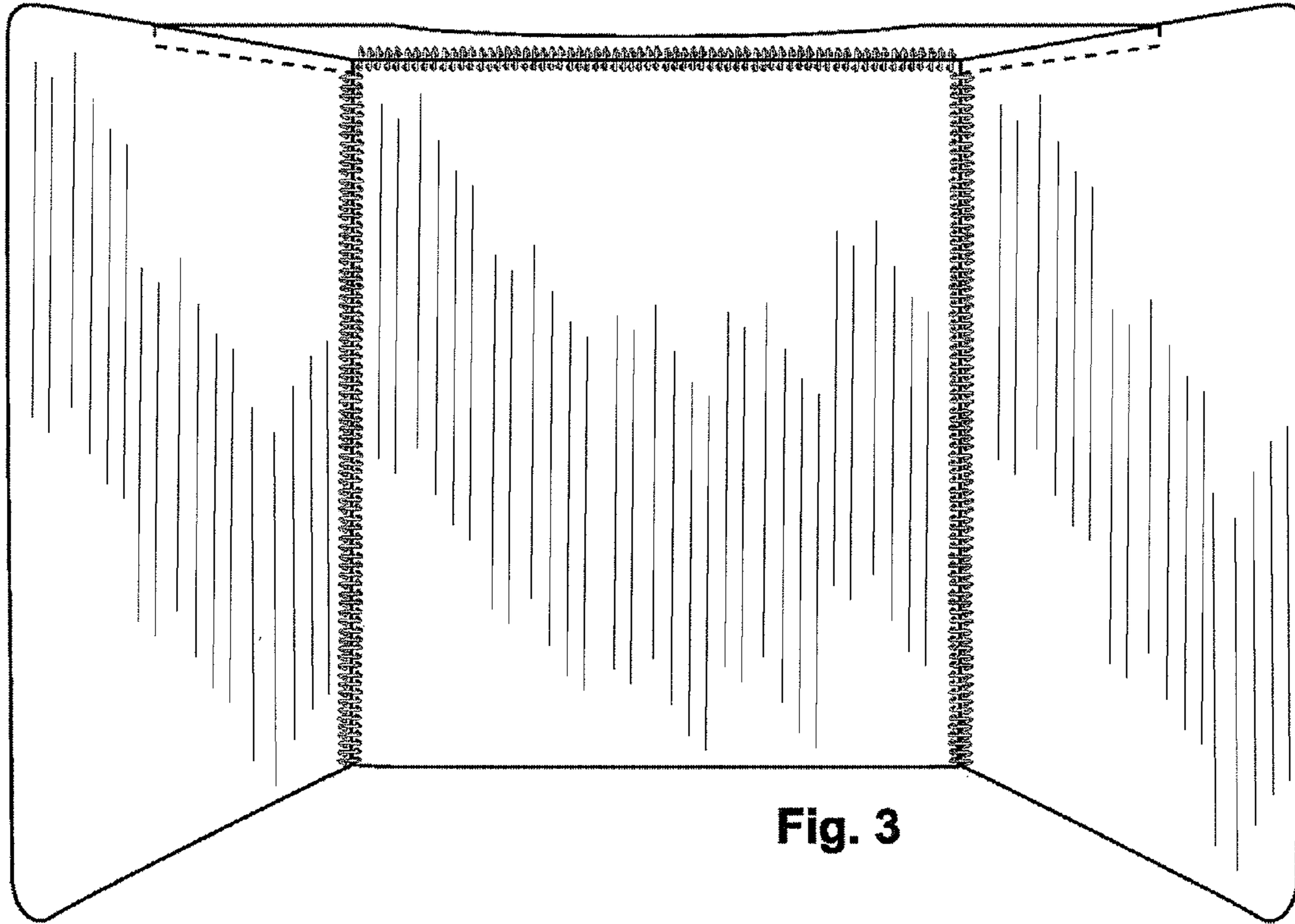


Fig. 3




Fig. 4

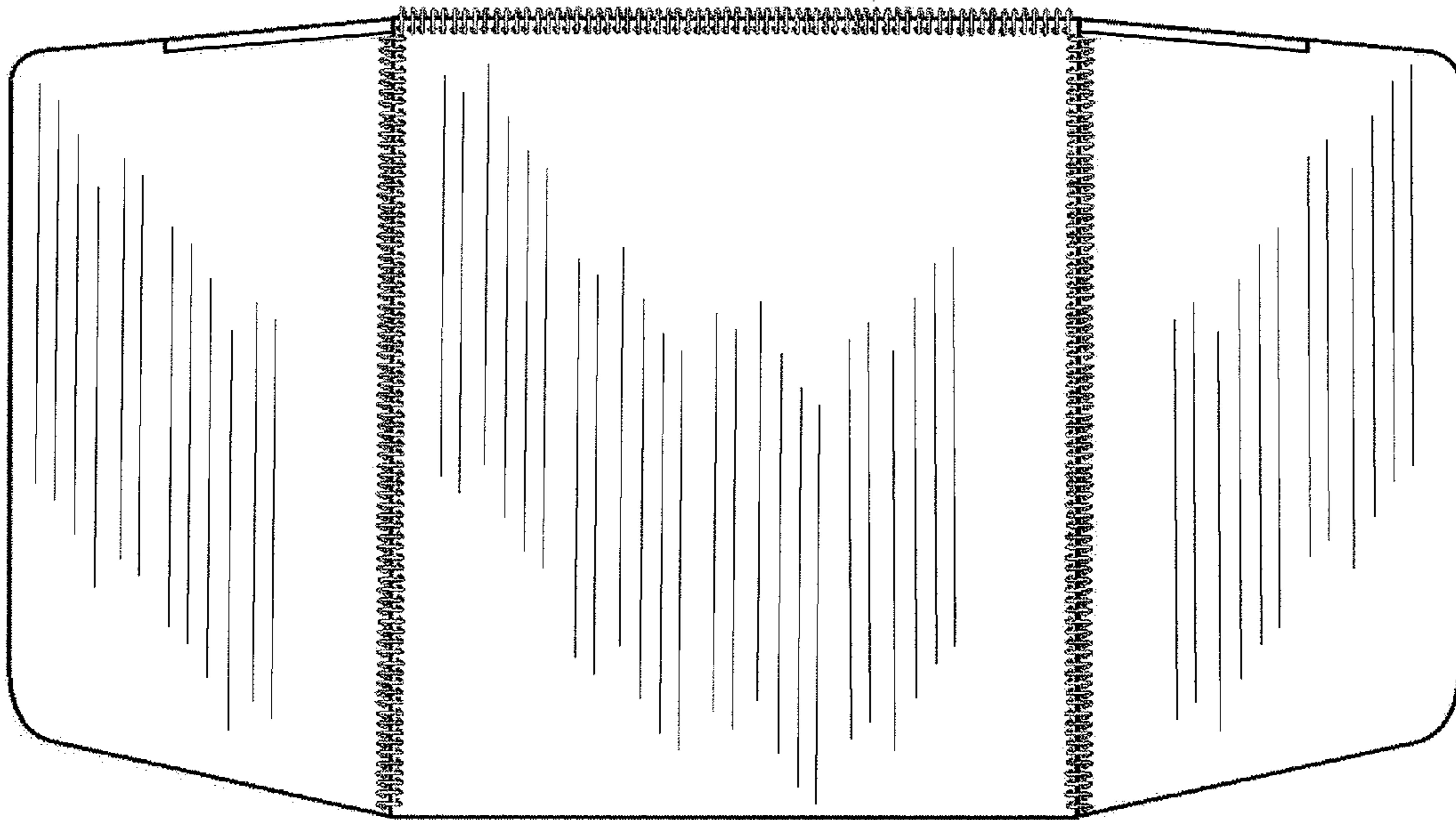


Fig. 5




Fig. 6