



US00D655096S

(12) **United States Design Patent**  
**Shindou**

(10) **Patent No.:** **US D655,096 S**  
(45) **Date of Patent:** **\*\* Mar. 6, 2012**

(54) **DRIVER SEAT FOR A TRUCK**

(75) Inventor: **Hideto Shindou**, Tokyo (JP)

(73) Assignee: **UD Trucks Corporation**, Ageo-shi (JP)

(\*\*) Term: **14 Years**

(21) Appl. No.: **29/367,631**

(22) Filed: **Aug. 10, 2010**

(30) **Foreign Application Priority Data**

Apr. 8, 2010 (JP) ..... 2010-008893

(51) **LOC (9) Cl.** ..... **06-01**

(52) **U.S. Cl.** ..... **D6/356**

(58) **Field of Classification Search** ..... D6/334-336,  
D6/356, 367, 368, 374, 375, 381, 500-502;  
297/232, 353, 344.1, 354.1, 396, 452.21,  
297/452.24, 452.25, 452.26, 452.29, 452.34,  
297/452.35

See application file for complete search history.

(56) **References Cited**

U.S. PATENT DOCUMENTS

D396,152 S *	7/1998	Beermann et al. ....	D6/356
D465,344 S *	11/2002	Siegert .....	D6/356
D534,005 S *	12/2006	Beermann .....	D6/356
D541,542 S *	5/2007	Yokoyama et al. ....	D6/356
D591,068 S *	4/2009	Corradi .....	D6/356
D615,311 S *	5/2010	Fleming .....	D6/356

\* cited by examiner

*Primary Examiner* — Mimoso De

(74) *Attorney, Agent, or Firm* — Smith Patent Office

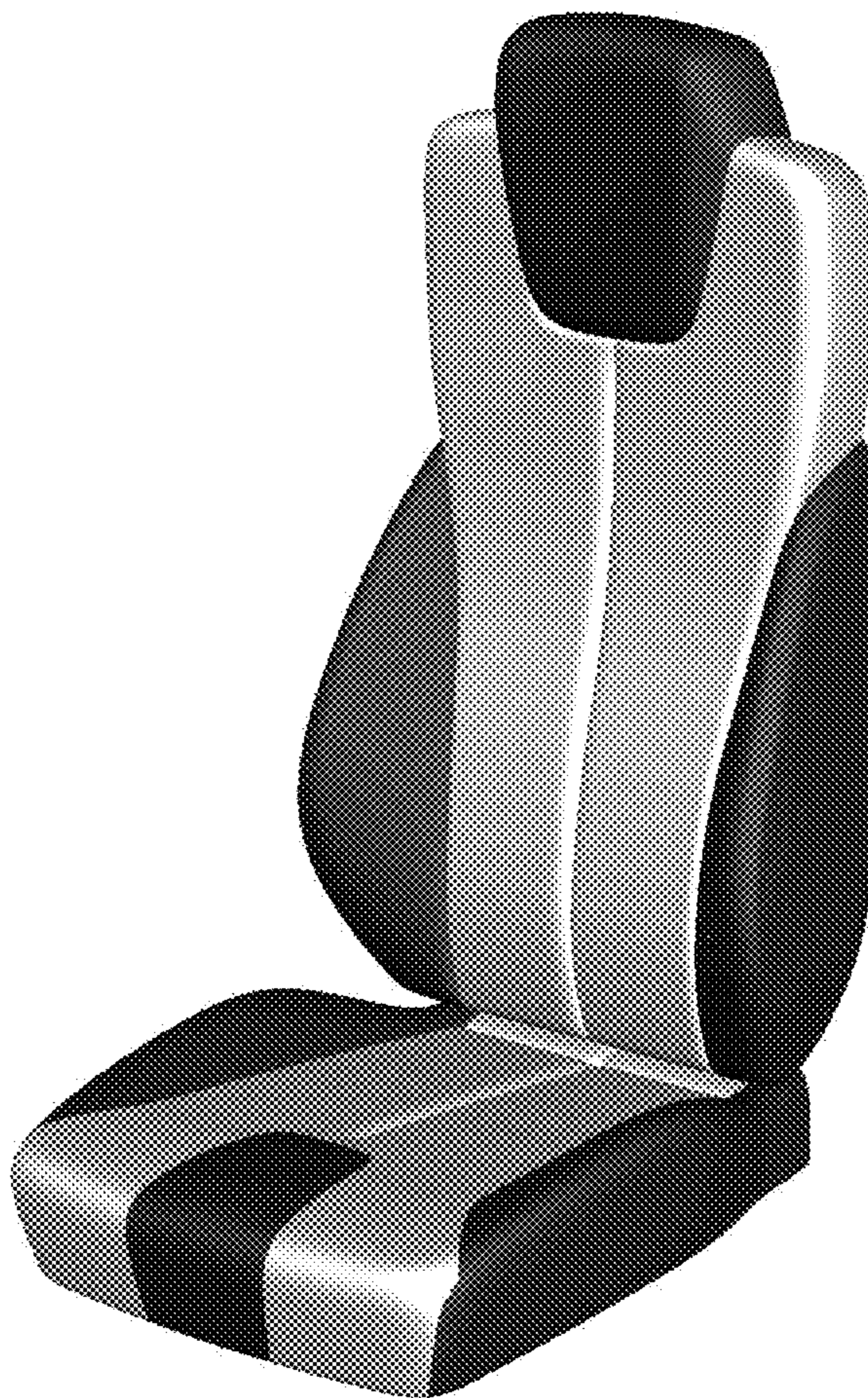
(57) **CLAIM**

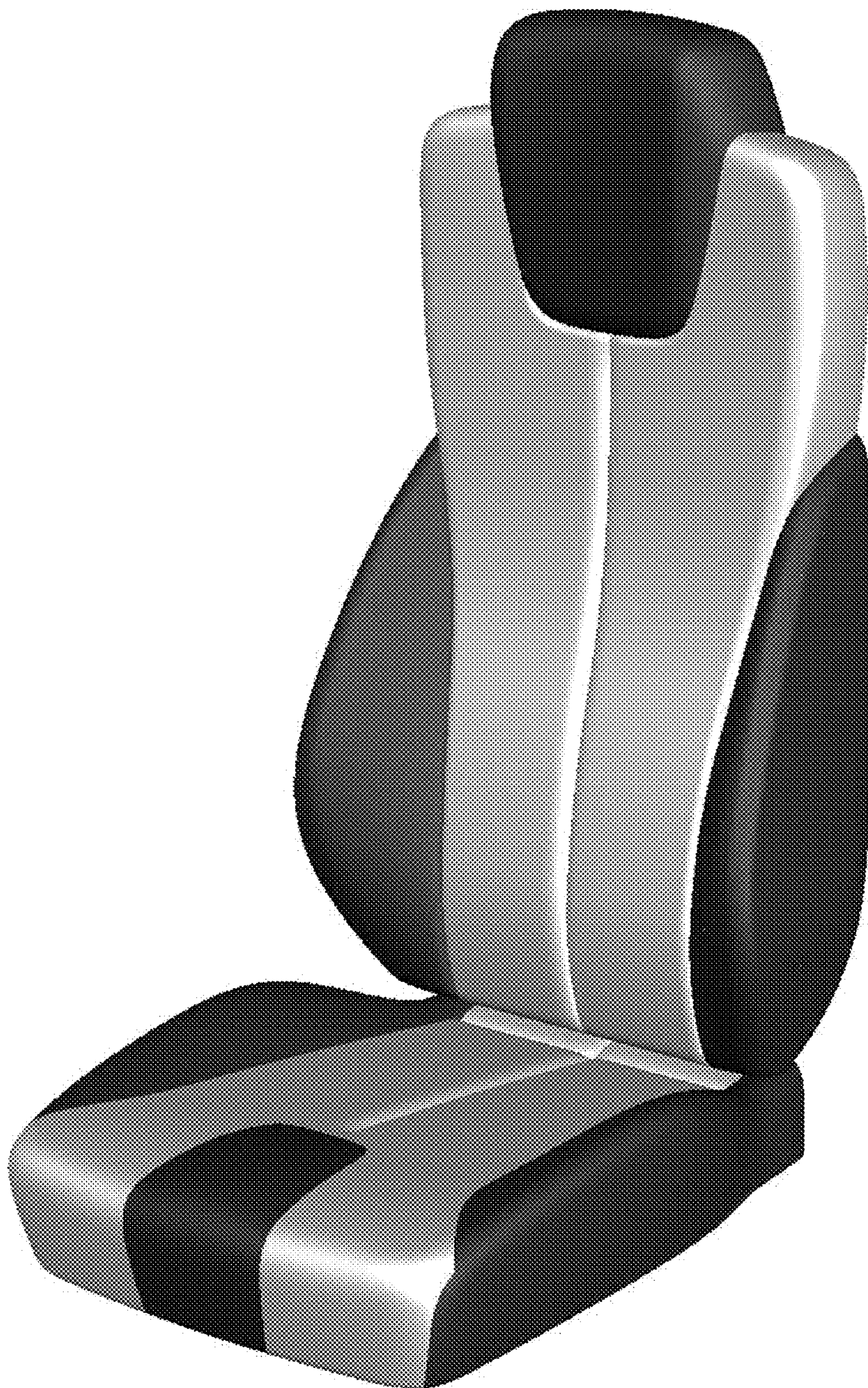
The ornamental design for a driver seat for a truck, as shown and described.

**DESCRIPTION**


FIG. 1 is a perspective view of a driver seat for a truck showing my new design;  
FIG. 2 is a top plan view thereof;  
FIG. 3 is a front elevation view thereof;  
FIG. 4 is a left side view thereof;  
FIG. 5 is a right side view thereof;  
FIG. 6 is a bottom plan view thereof; and,  
FIG. 7 is a rear elevation view thereof.

**1 Claim, 4 Drawing Sheets**





**Fig. 1**



**Fig. 2**



**Fig. 3**





Fig. 4



Fig. 5



**Fig. 6**



**Fig. 7**