



US00D655086S

(12) **United States Design Patent**
Deguglimo et al.

(10) **Patent No.:** **US D655,086 S**

(45) **Date of Patent:** **** Mar. 6, 2012**

(54) **TOOL CASE**

(75) Inventors: **Joseph Deguglimo**, Boca Raton, FL
(US); **Glenn Robinson**, Deerfield Beach,
FL (US)

(73) Assignee: **IBT Holdings, LLC**, Deerfield Beach,
FL (US)

(**) Term: **14 Years**

(21) Appl. No.: **29/374,866**

(22) Filed: **Oct. 18, 2011**

(51) **LOC (9) Cl.** **03-01**

(52) **U.S. Cl.** **D3/298; D3/905**

(58) **Field of Classification Search** D3/273,
D3/300, 302, 905, 293, 276; D9/423-424;
206/349, 372-379, 1.5; 220/523, 527; 211/70.6
See application file for complete search history.

(56) **References Cited**

U.S. PATENT DOCUMENTS

D370,781 S *	6/1996	Vasudeva	D3/284
D478,725 S *	8/2003	Vasudeva et al.	D3/282
D495,488 S *	9/2004	Singh	D3/282
D513,873 S *	1/2006	Bochno et al.	D3/294
D527,901 S *	9/2006	Selsted	D3/302
D529,711 S *	10/2006	Shamoon	D3/206
D549,961 S *	9/2007	Green	D3/294

D592,399 S *	5/2009	Sage	D3/295
D635,768 S *	4/2011	Molina et al.	D3/282
D640,058 S *	6/2011	Molina	D3/294
D645,338 S *	9/2011	Kapur et al.	D3/294
D647,298 S *	10/2011	Brundan	D3/274
2010/0200446 A1 *	8/2010	Vasudeva	206/372

* cited by examiner

Primary Examiner — Jennifer Rivard

(74) *Attorney, Agent, or Firm* — Dan DeLaRosa

(57) **CLAIM**

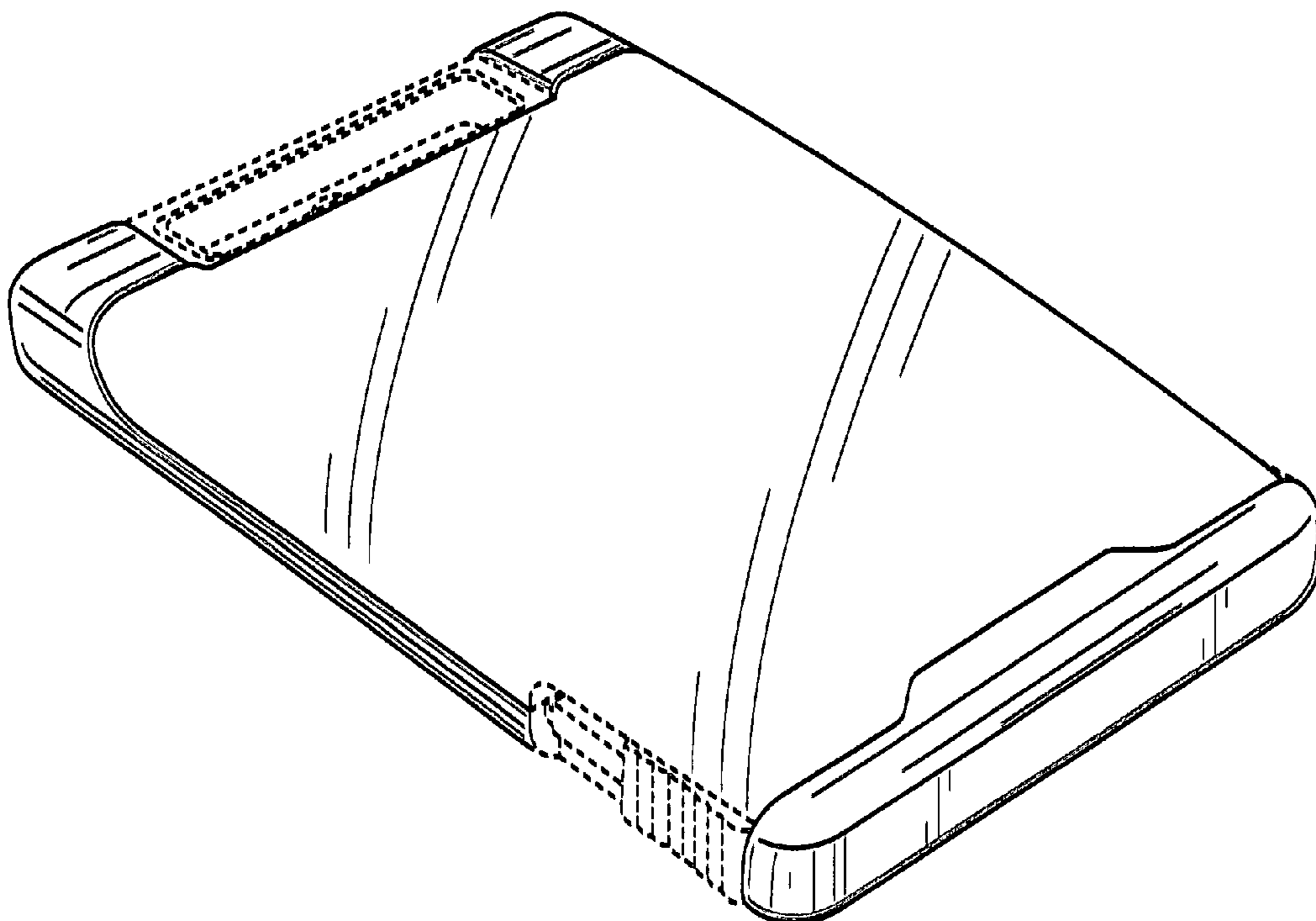
The ornamental design for a tool case, as shown and described.

DESCRIPTION

FIG. 1 is a front perspective view of the tool case of the present invention showing my new design; FIG. 2 is a front side elevational view thereof; FIG. 3 is a back side elevational view thereof; FIG. 4 is a side elevational view thereof; FIG. 5 is another side elevational view thereof; FIG. 6 is a top plan view thereof; and, FIG. 7 is a bottom plan view thereof.

The broken line rectangle in FIG. 3 represents the bounds of the claim. The remaining broken lines illustrate portions of the article. None of the broken lines forms part of the claimed design.

1 Claim, 5 Drawing Sheets



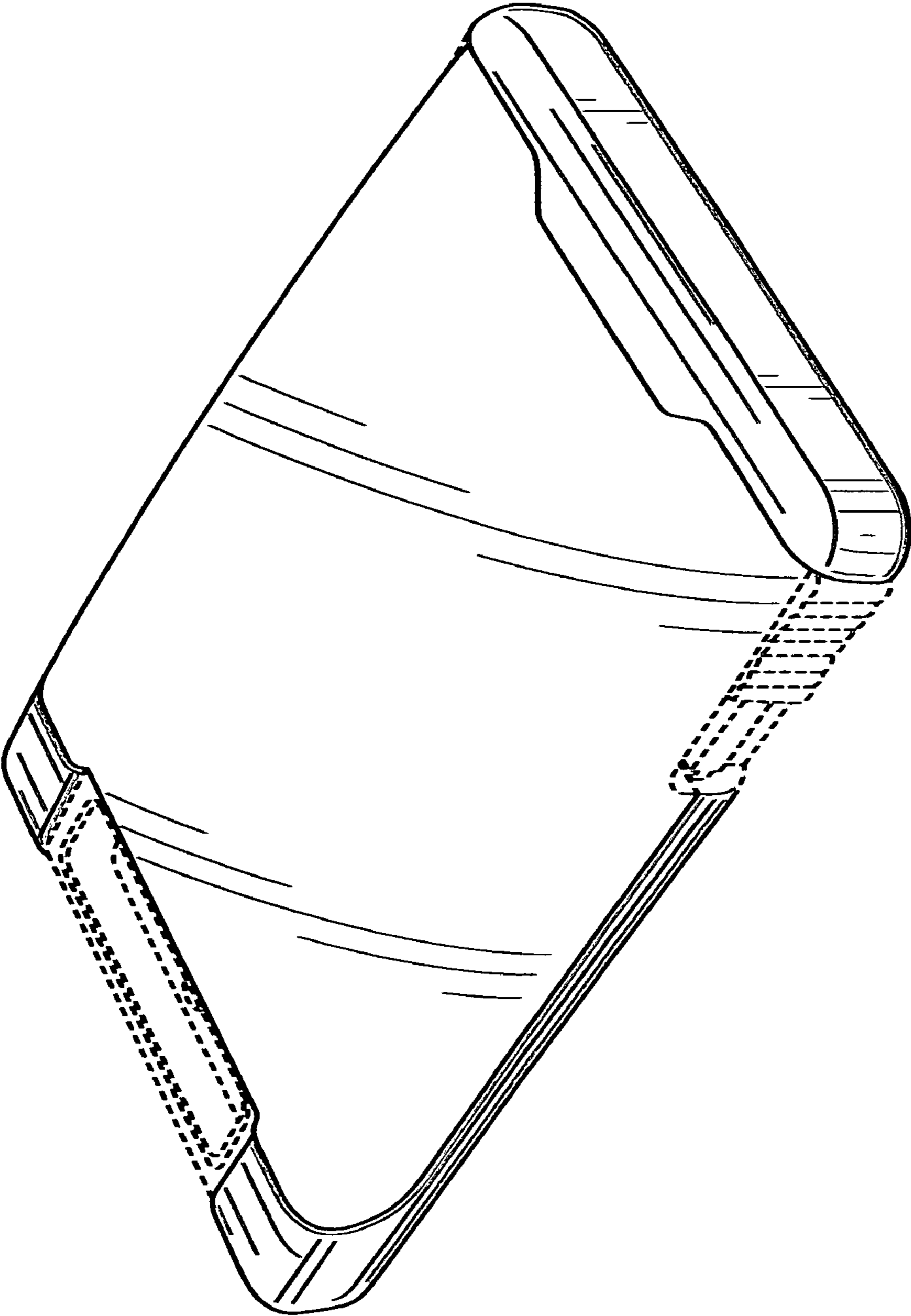


FIG. 1




FIG. 2

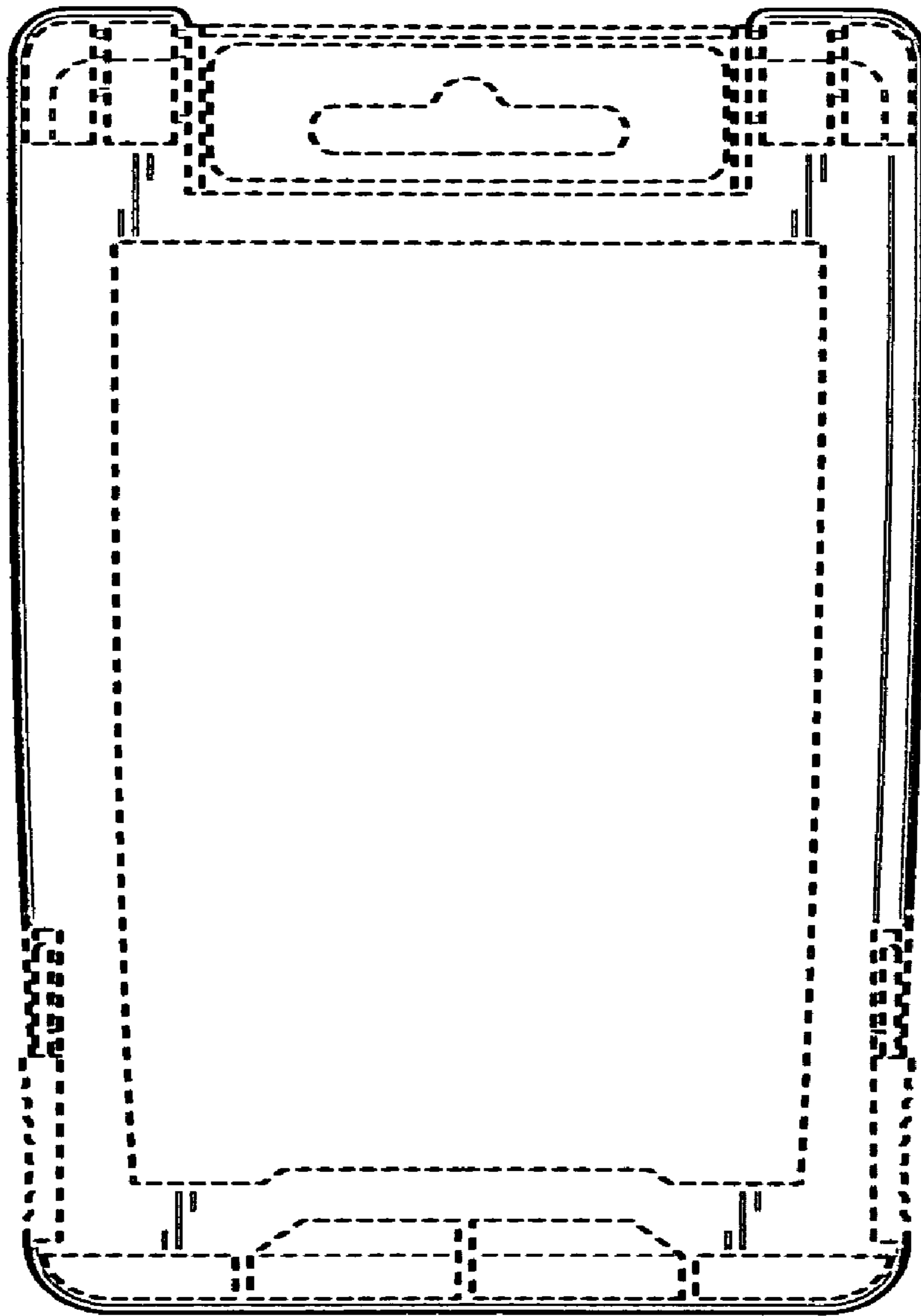


FIG. 3

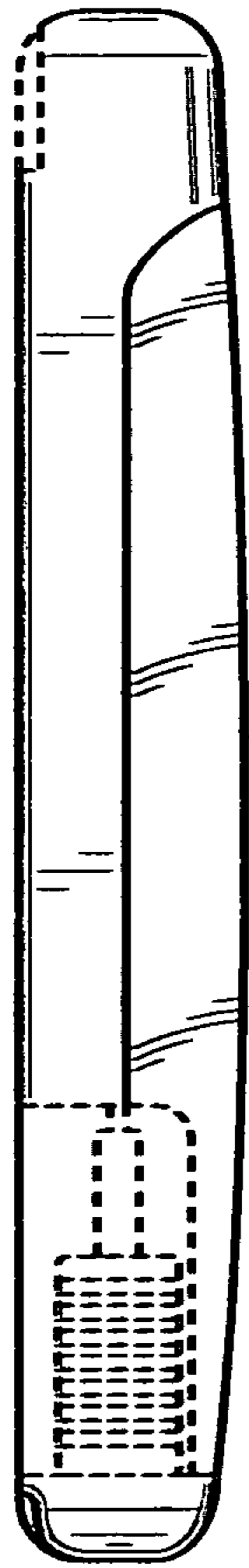


FIG. 4




FIG. 5




FIG. 6




FIG. 7