



US00D655078S

(12) **United States Design Patent**  
**Yoe, III et al.**

(10) **Patent No.:** **US D655,078 S**  
(45) **Date of Patent:** **\*\* Mar. 6, 2012**

(54) **SOCK TOE**

(75) Inventors: **Robert Hoyt Yoe, III**, Niota, TN (US);  
**Jack Dunn Ewing**, Niota, TN (US);  
**John Dale Foster**, Niota, TN (US);  
**Mitchell Coleman Beckler**, Niota, TN (US)

(73) Assignee: **Yoe Enterprises of Nevada, Inc.**,  
Chattanooga, TN (US)

(\*\*) Term: **14 Years**

(21) Appl. No.: **29/382,373**

(22) Filed: **Jan. 3, 2011**

(51) **LOC (9) Cl.** ..... **02-04**

(52) **U.S. Cl.** ..... **D2/980**

(58) **Field of Classification Search** ..... D2/980-994;  
2/239-242

See application file for complete search history.

4,734,938 A *	4/1988	Anderson	.....	2/239
D296,494 S *	7/1988	Woodard	.....	D2/994
5,617,745 A *	4/1997	Della Corte et al.	.....	66/178 A
5,784,721 A *	7/1998	Huff	.....	2/239
D401,758 S *	12/1998	Huff	.....	D2/986
6,173,452 B1 *	1/2001	Kelly et al.	.....	2/240
6,308,337 B1 *	10/2001	Penley	.....	2/239
D497,712 S *	11/2004	Mavis et al.	.....	D2/980
D535,813 S *	1/2007	Nooner et al.	.....	D2/980
D554,849 S *	11/2007	Newson	.....	D2/980
D595,048 S *	6/2009	Moser	.....	D2/980
D627,147 S *	11/2010	Lambertz	.....	D2/994
D629,179 S *	12/2010	Segretario	.....	D2/868
2009/0282607 A1 *	11/2009	Kaneda	.....	2/239

\* cited by examiner

*Primary Examiner* — T. Chase Nelson

*Assistant Examiner* — Kathleen M Sims

(74) *Attorney, Agent, or Firm* — Muncy, Geissler, Olds, & Lowe, PLLC

(57) **CLAIM**

The ornamental design for a sock toe, kas shown and described.

(56) **References Cited**

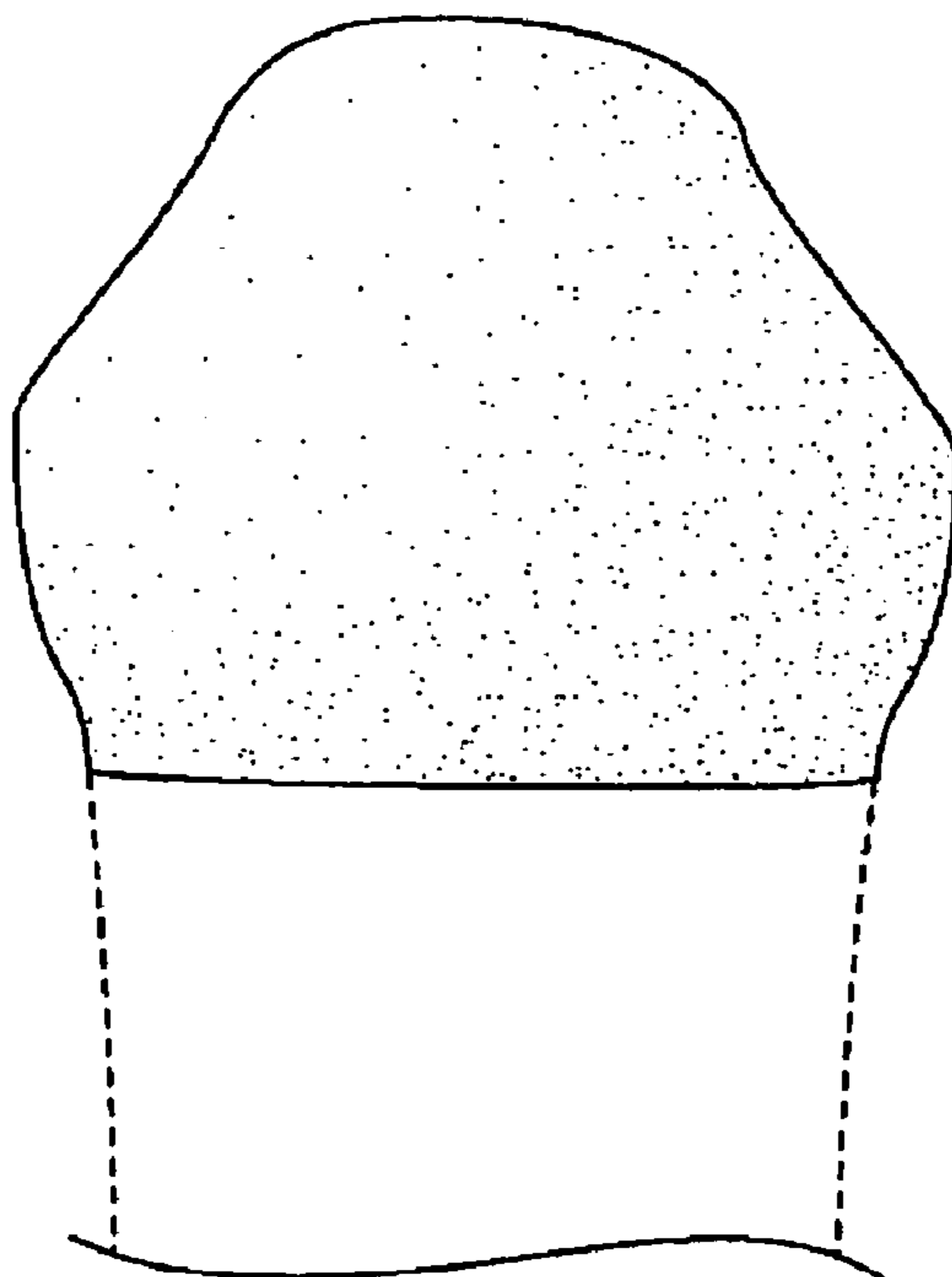
U.S. PATENT DOCUMENTS

2,166,748 A *	7/1939	Bloch	.....	87/2
D136,939 S *	12/1943	Herbert	.....	D2/994
2,391,064 A *	12/1945	McCandless	.....	2/239
D175,794 S *	10/1955	Oliver	.....	D2/994
3,334,356 A *	8/1967	Abel	.....	2/239
4,255,819 A *	3/1981	Klingspor	.....	2/239
D269,477 S *	6/1983	Brier	.....	D2/994
4,520,635 A *	6/1985	Shields et al.	.....	66/185

**DESCRIPTION**

FIG. 1 is a top plan view of a sock toe showing my new design; FIG. 2 is a left side view of the sock toe; FIG. 3 is a right side view of the sock toe; and, FIG. 4 is a bottom plan view of the sock toe. The broken lines show environmental structure and form no part of the claimed invention.

**1 Claim, 3 Drawing Sheets**



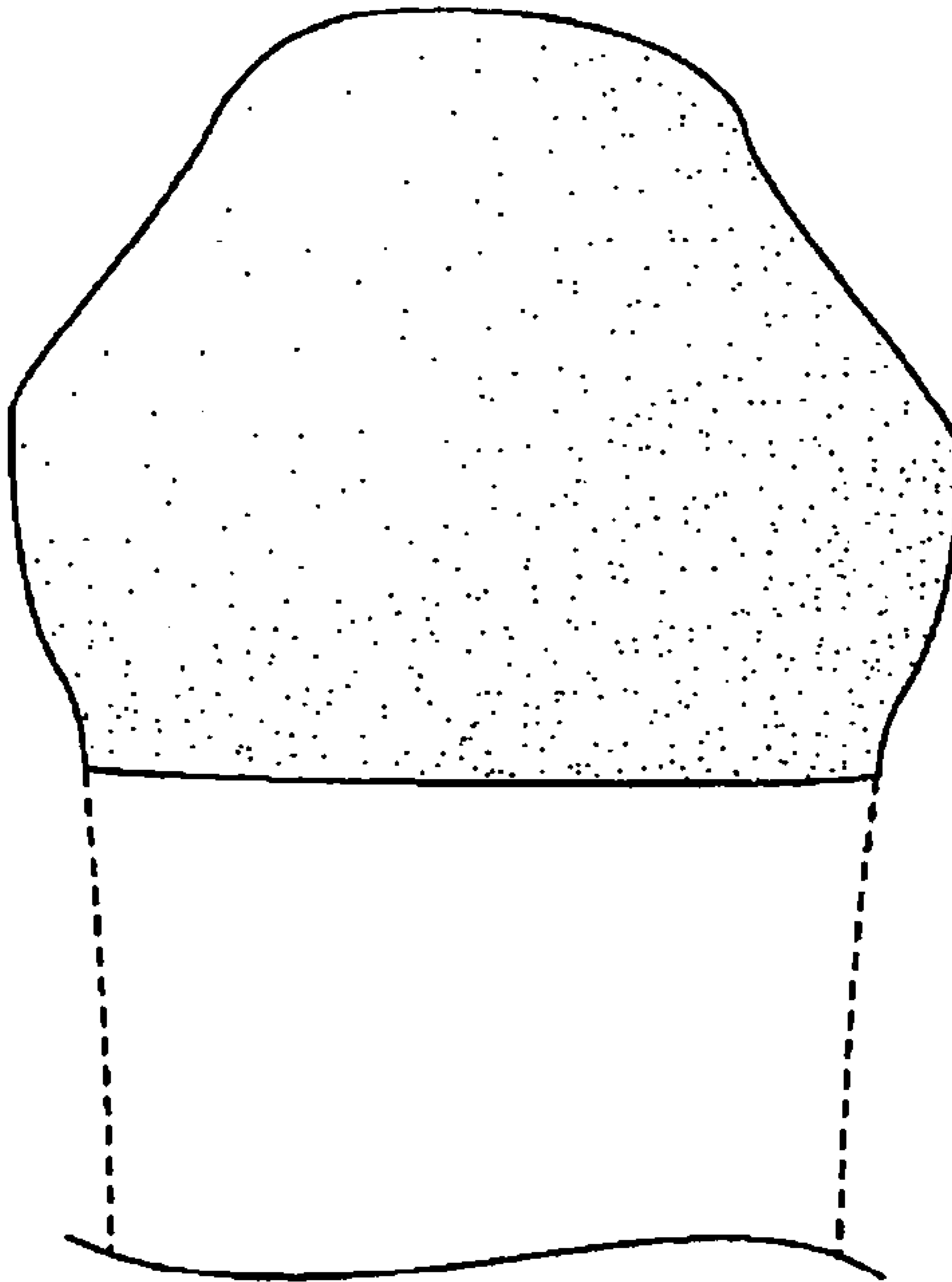


FIG. 1

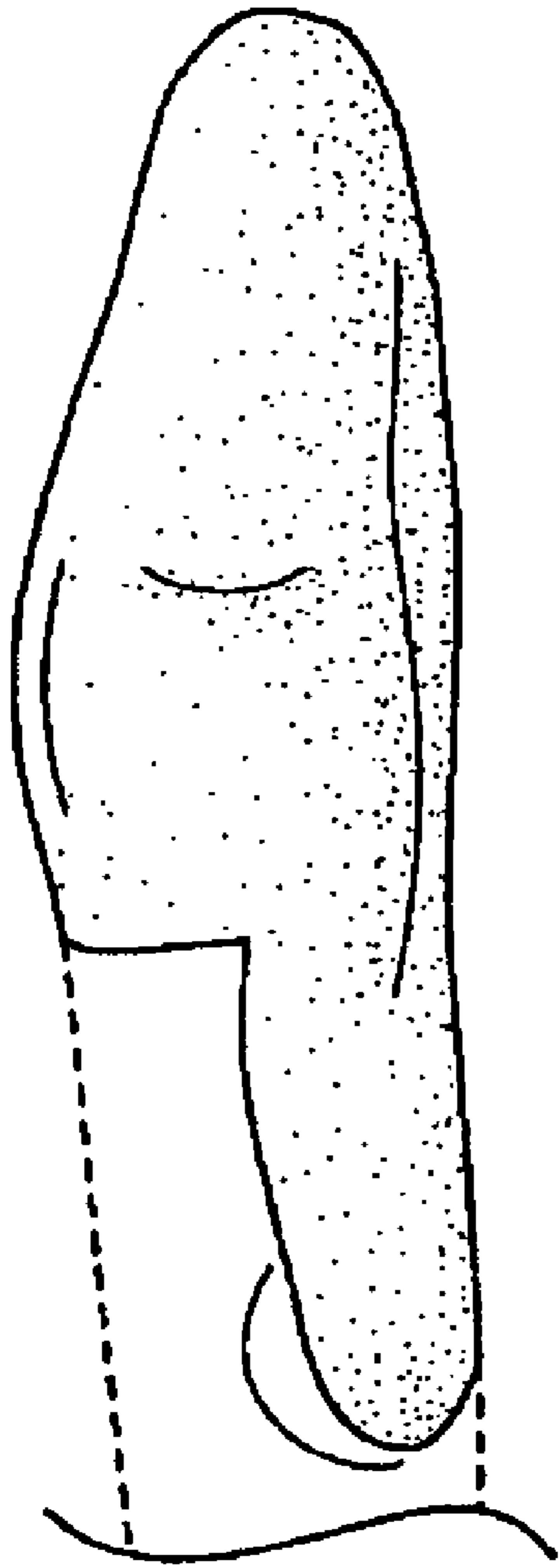


FIG. 2

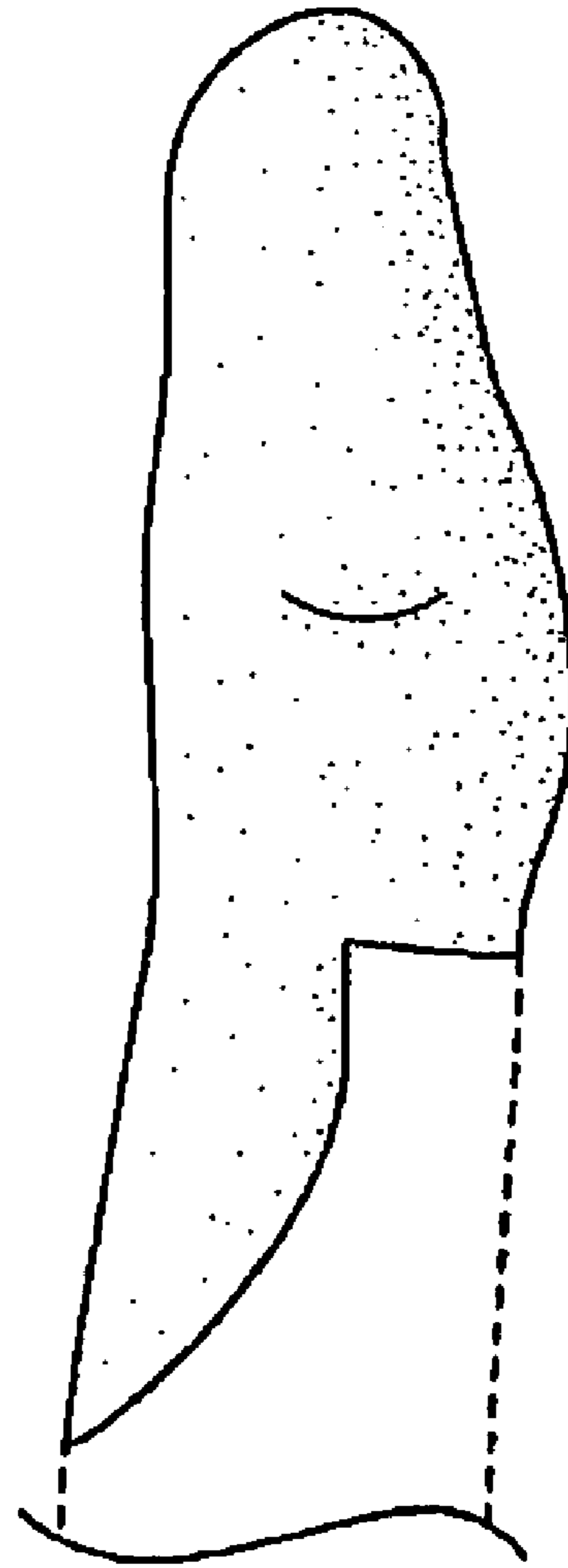


FIG. 3

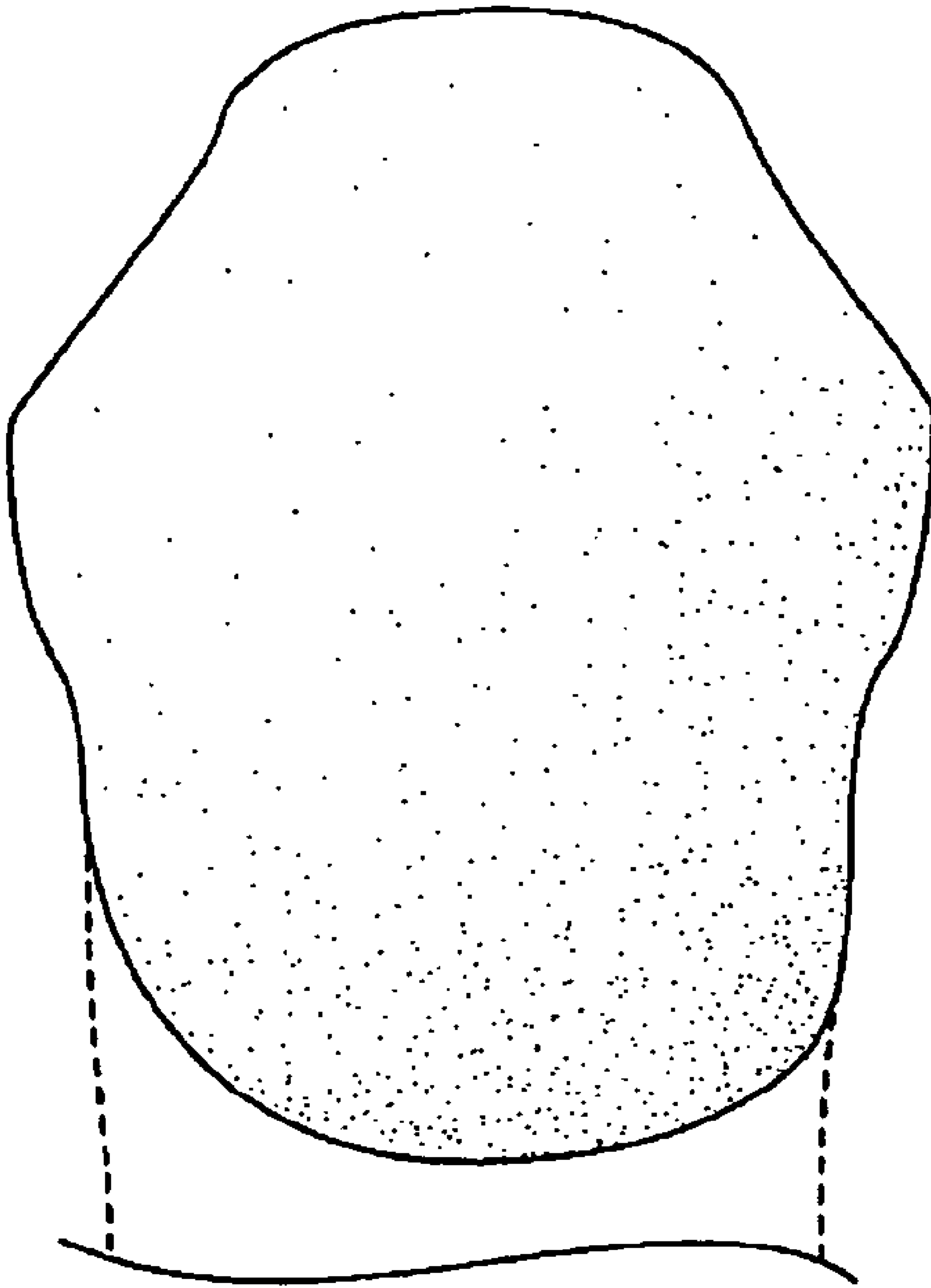


FIG. 4