



US00D655074S

(12) **United States Design Patent**
LaRusso

(10) **Patent No.:** **US D655,074 S**
(45) **Date of Patent:** **** Mar. 6, 2012**

(54) **FOOTWEAR**

(75) Inventor: **Nicolas LaRusso**, London (GB)

(73) Assignee: **J. Choo Limited**, London (GB)

(**) Term: **14 Years**

(21) Appl. No.: **29/374,477**

(22) Filed: **Aug. 18, 2011**

Related U.S. Application Data

(62) Division of application No. 29/370,809, filed on Sep. 7, 2010.

Foreign Application Priority Data

Mar. 9, 2010 (EM) 001679168-0015

(51) **LOC (9) Cl.** **02-99**

(52) **U.S. Cl.** **D2/946; D2/978; D2/976**

(58) **Field of Classification Search** D2/896,
D2/902, 906-908, 925-944, 946, 969, 970,
D2/972-974, 976, 978; 36/45-49, 50.1,
36/77 M, 77 R, 83, 88, 113, 114, 126-131;
24/713.6-713.8

See application file for complete search history.

(56) **References Cited**

U.S. PATENT DOCUMENTS

138,221	A *	4/1873	Young	24/713.6
701,476	A *	6/1902	Force	24/713.8
769,388	A *	9/1904	Kempshall	24/713.8
872,237	A *	11/1907	Hughes	24/713.8
D236,559	S *	9/1975	Greenwich	D2/907
D237,427	S *	11/1975	Thornberry	D2/907
D358,929	S *	6/1995	Peterson	D2/908
D373,462	S *	9/1996	Boyer	D2/969
D481,853	S *	11/2003	Challant	D2/946

* cited by examiner

Primary Examiner — Dominic Simone

(74) *Attorney, Agent, or Firm* — Fross Zelnick Lehrman & Zissu, P.C.; Lawrence E. Apolzon, Esq.

(57) **CLAIM**

The ornamental design for footwear, as shown and described.

DESCRIPTION

FIG. 1 is a front perspective view of a shoe showing my footwear design;

FIG. 2 is a left side view of the footwear shown in FIG. 1;

FIG. 3 is a right side view of the footwear shown in FIG. 1;


FIG. 4 is a front view of the footwear shown in FIG. 1;

FIG. 5 is a rear view of the footwear shown in FIG. 1; and,

FIG. 6 is a top view of the footwear shown in FIG. 1.

The broken line showing of the sole, rear heel plaque, circular eyelets, upper and inner portions of the shoe, and portions of the stitching is for illustrative purposes only and forms no part of the claimed design.

1 Claim, 6 Drawing Sheets






FIG. 1

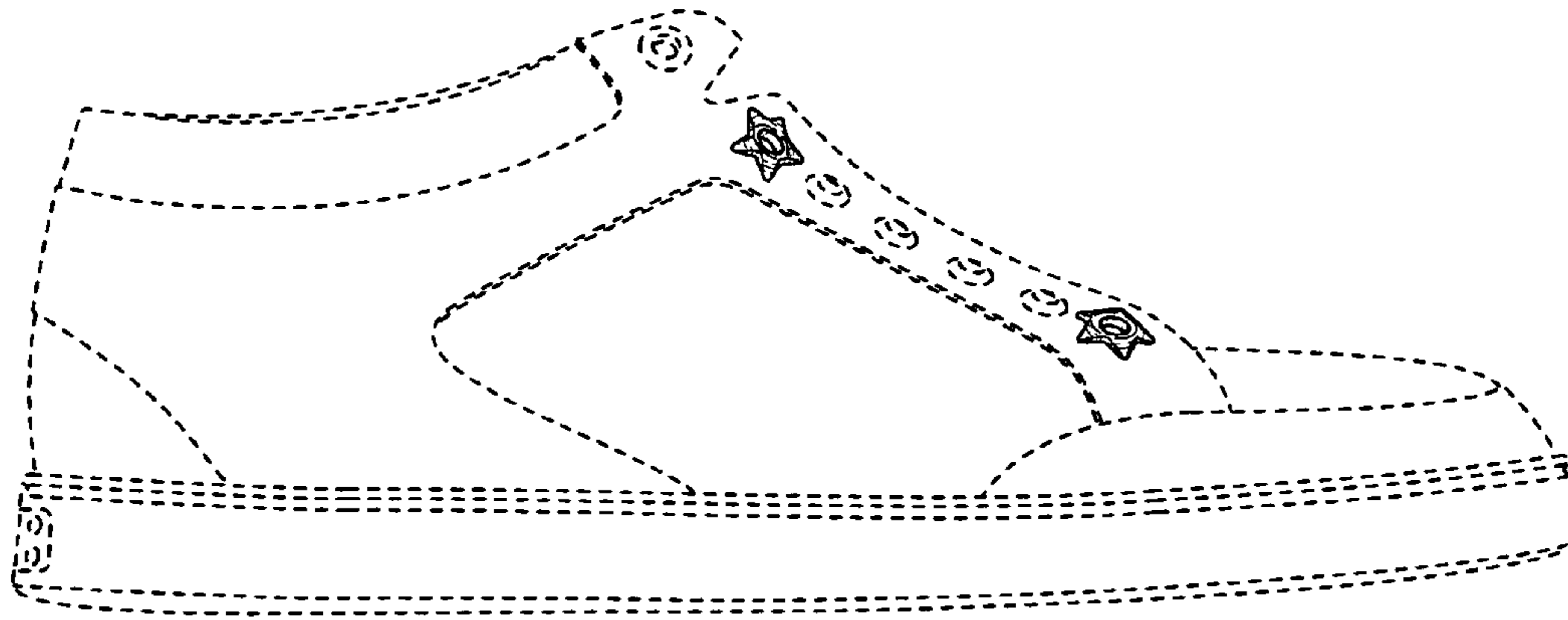


FIG. 2

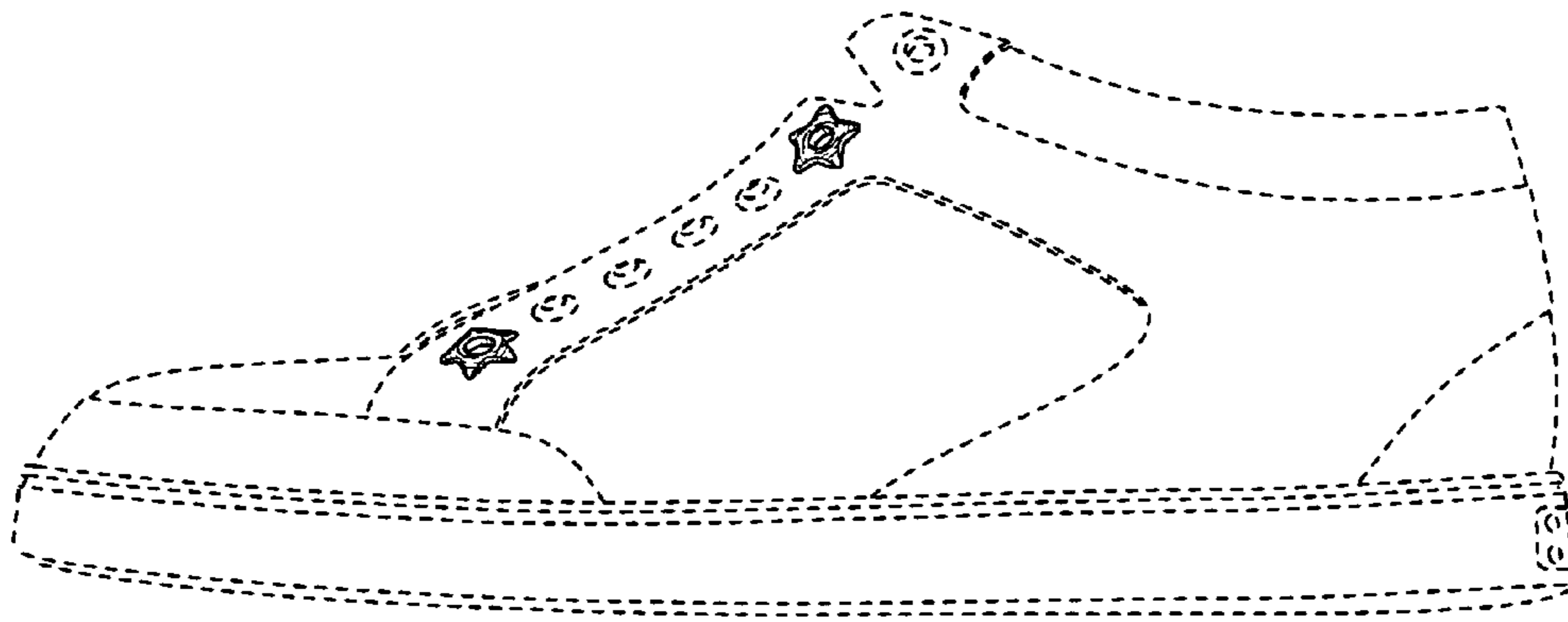


FIG. 3

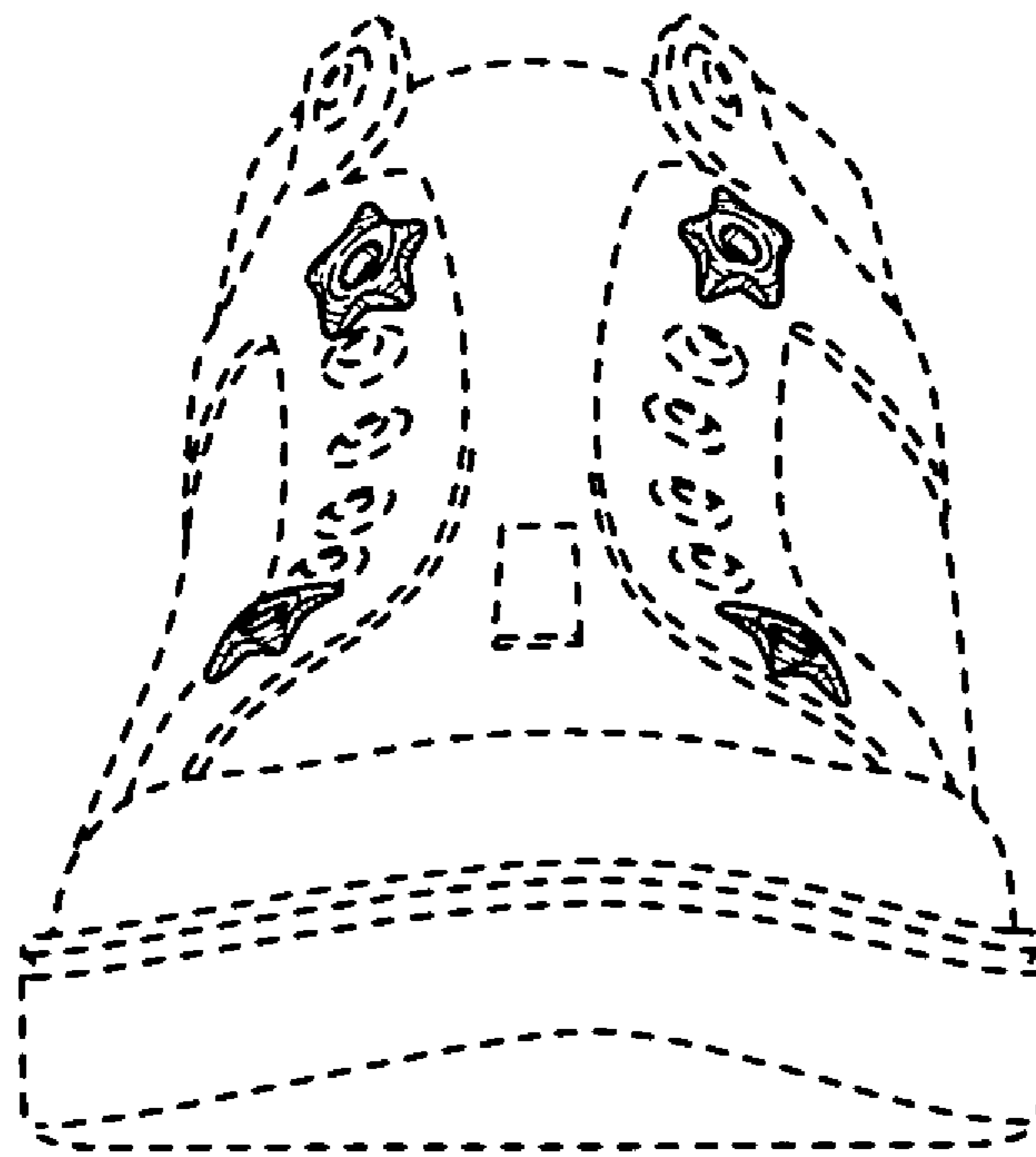


FIG. 4

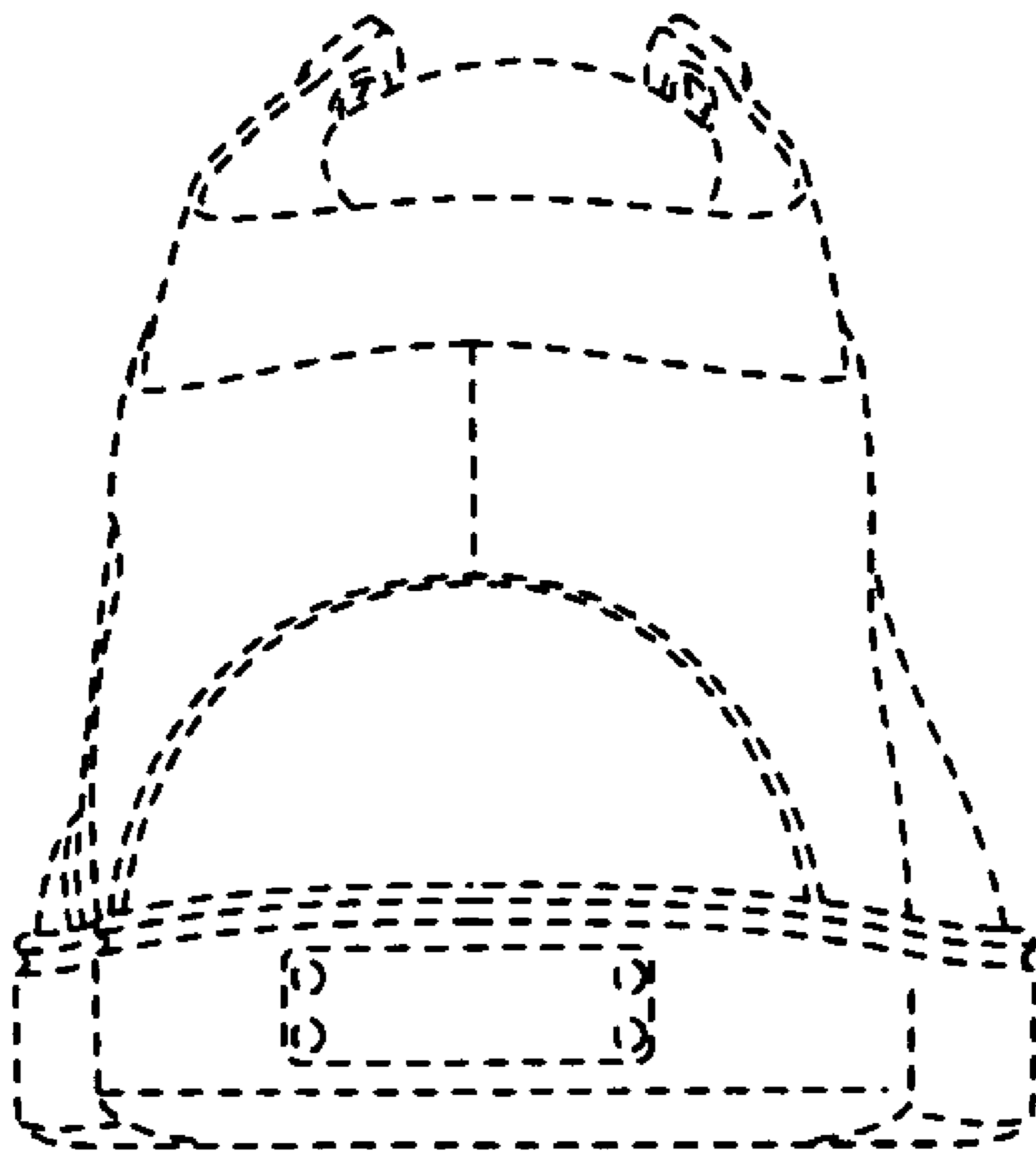


FIG. 5

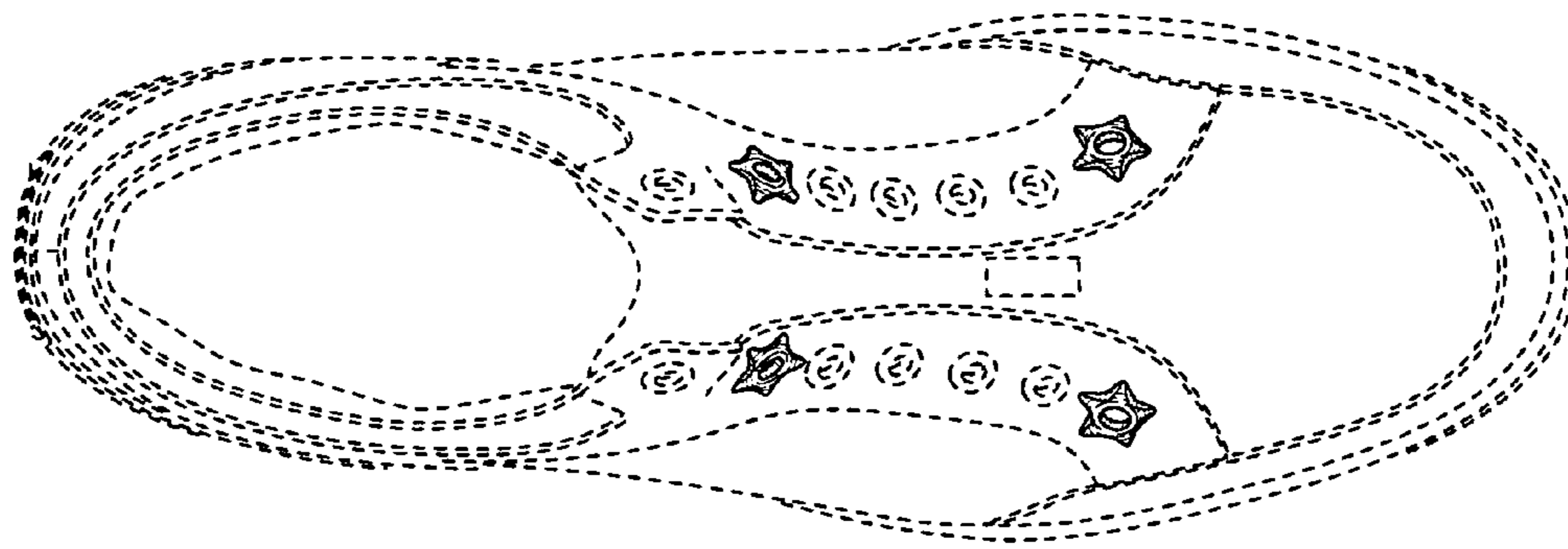


FIG. 6