



US00D655058S

(12) **United States Design Patent**  
**Blair**

(10) **Patent No.:** **US D655,058 S**

(45) **Date of Patent:** **\*\* Feb. 28, 2012**

(54) **DOG TOY**

(76) Inventor: **Paul Blair**, Amesbury (GB)

(\*\*) Term: **14 Years**

(21) Appl. No.: **29/379,857**

(22) Filed: **Nov. 24, 2010**

(30) **Foreign Application Priority Data**

Sep. 17, 2010 (GB) ..... 4017208

(51) **LOC (9) Cl.** ..... **30-99**

(52) **U.S. Cl.** ..... **D30/160; D1/199**

(58) **Field of Classification Search** ..... D30/118,  
D30/156, 160; D1/125-126, 199; D3/5,  
D3/7-8; D24/200, 211-215; 119/702, 706-711;  
446/256, 269; 601/28, 121  
See application file for complete search history.

(56) **References Cited**

U.S. PATENT DOCUMENTS

491,350	A *	2/1893	Hensel	.....	D30/160
D32,438	S *	4/1900	Pomeroy et al.	.....	D30/156
1,160,490	A *	11/1915	Bourikas	.....	231/2.1
D65,667	S *	9/1924	Pajean	.....	D3/7
3,419,268	A *	12/1968	Bellet	.....	D24/211
4,014,325	A *	3/1977	Clarke	.....	601/121
D271,051	S *	10/1983	McCoy et al.	.....	D24/211
D272,650	S *	2/1984	Bloch	.....	D24/211
D347,898	S *	6/1994	Belcher	.....	D24/211

D358,111	S *	5/1995	Gregory	.....	D30/160
D374,519	S *	10/1996	Ruble	.....	D30/160
6,112,703	A *	9/2000	Handelsman	.....	119/707
D461,025	S *	7/2002	Pentland et al.	.....	D30/160
D473,707	S *	4/2003	Lee	.....	D3/7
D492,467	S *	7/2004	Pittard et al.	.....	D1/125
D514,264	S *	1/2006	Viola	.....	D30/160
D530,482	S *	10/2006	Zhang et al.	.....	D1/125
D587,411	S *	2/2009	Rezny	.....	D30/160
D627,537	S *	11/2010	Passi	.....	D1/126
D638,589	S *	5/2011	Axelrod et al.	.....	D30/160

FOREIGN PATENT DOCUMENTS

GB 4012128 10/2009

\* cited by examiner

*Primary Examiner* — Cathy A MacCormac

(74) *Attorney, Agent, or Firm* — Fai Patents; Matthew F. Lambrinos

(57) **CLAIM**

The ornamental design for a dog toy, as shown.

**DESCRIPTION**

FIG. 1 is a perspective view of a dog toy showing my new design;

FIG. 2 is a front view thereof;

FIG. 3 is a back view thereof;

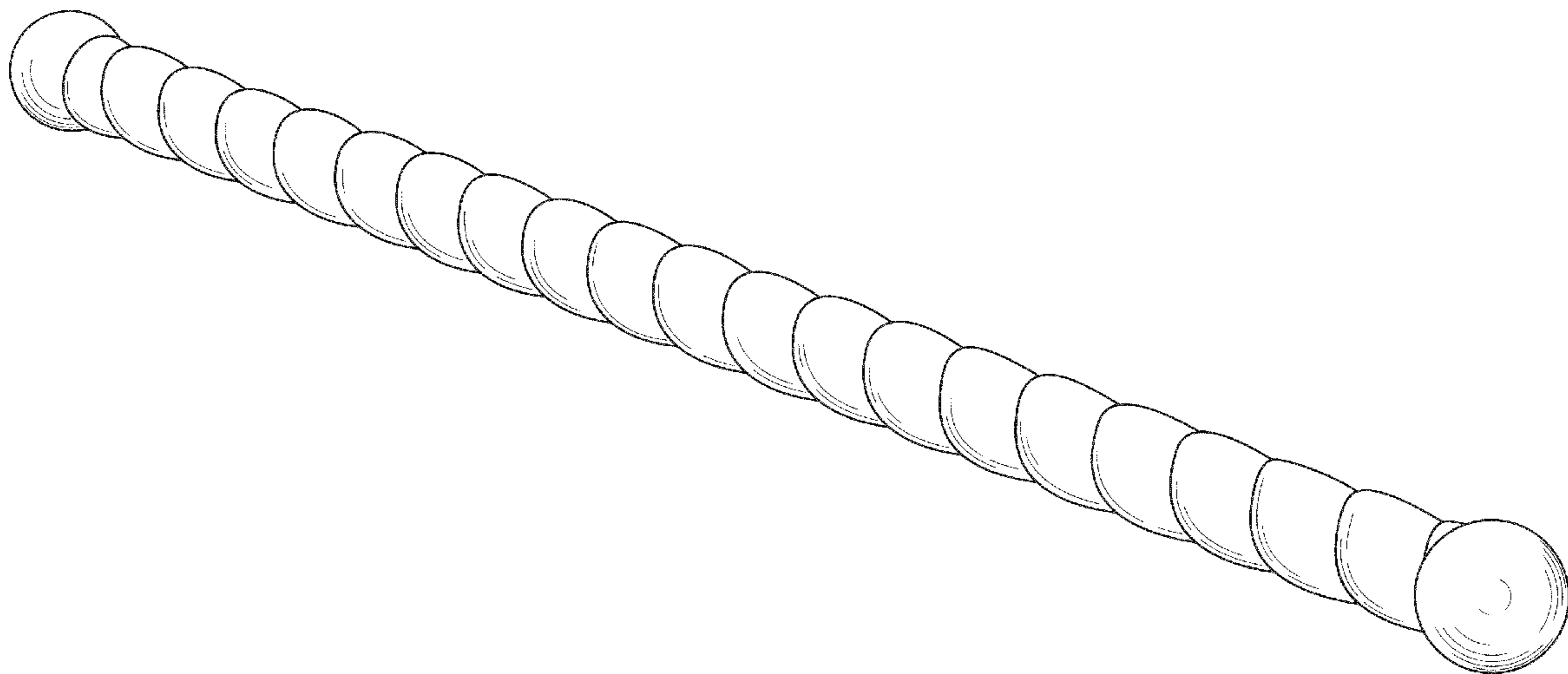
FIG. 4 is a left side view thereof;

FIG. 5 is a right side view thereof;

FIG. 6 is a top view thereof; and,

FIG. 7 is a bottom view thereof.

**1 Claim, 3 Drawing Sheets**



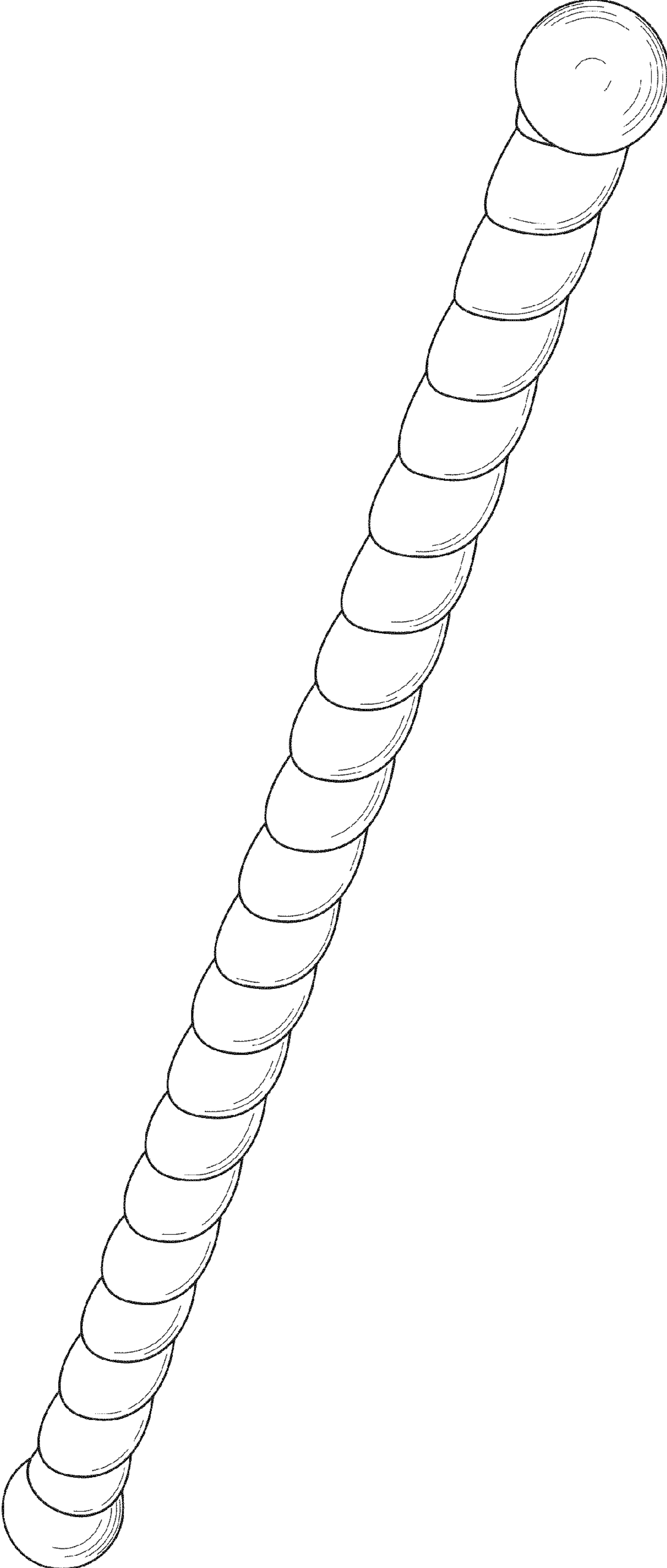


FIG. 1

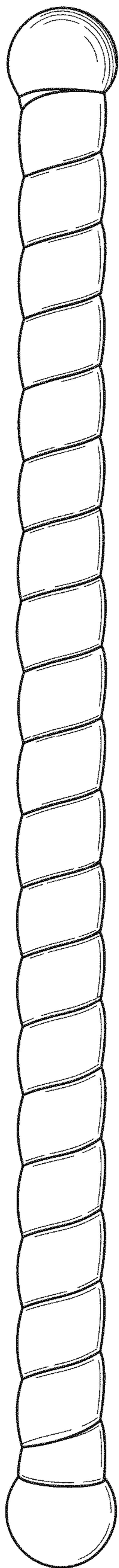


FIG. 2

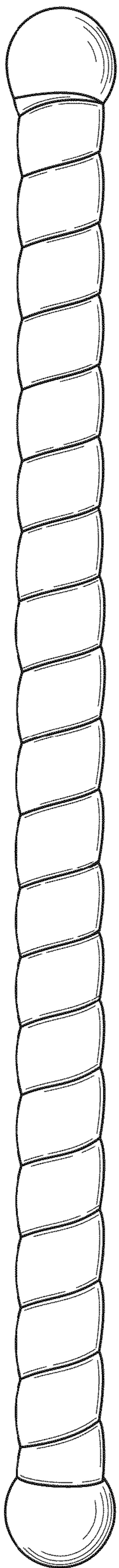


FIG. 3

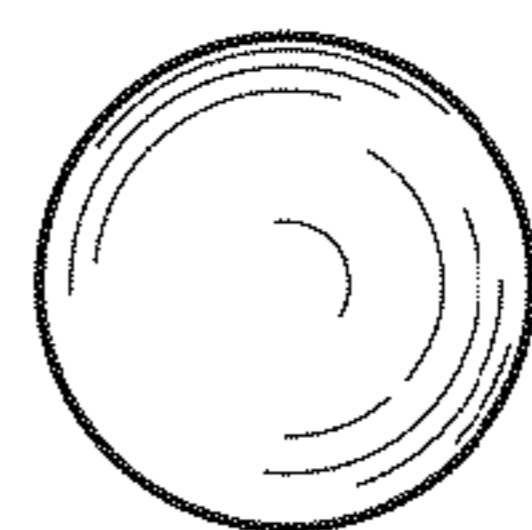


FIG. 4

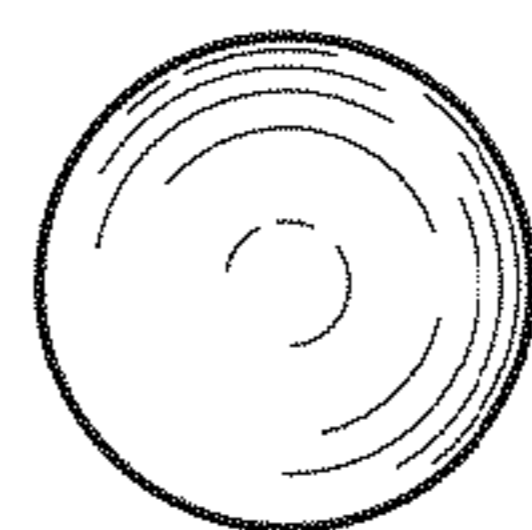
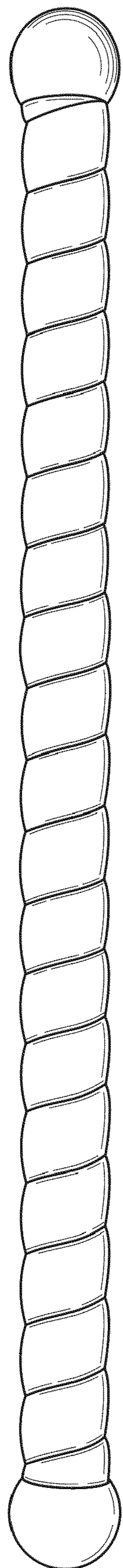
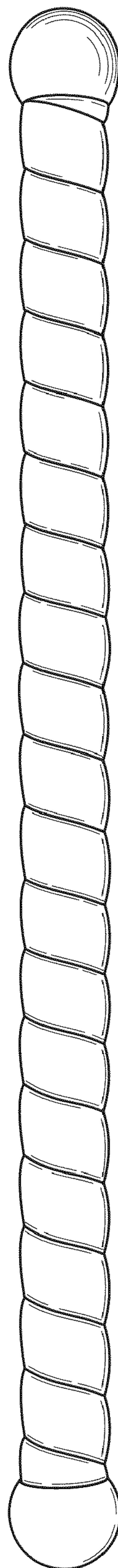


FIG. 5



**FIG. 6**



**FIG. 7**