



US00D655055S

(12) **United States Design Patent**  
**Toll**

(10) **Patent No.:** **US D655,055 S**

(45) **Date of Patent:** **\*\* Feb. 28, 2012**

(54) **PET OUTFIT**

(76) **Inventor:** **Carolyn Grace Toll**, Long Beach, NY  
(US)

(\*\*) **Term:** **14 Years**

(21) **Appl. No.:** **29/390,758**

(22) **Filed:** **Apr. 28, 2011**

(51) **LOC (9) Cl.** ..... **30-01**

(52) **U.S. Cl.** ..... **D30/145**

(58) **Field of Classification Search** ..... D30/145,  
D30/144, 151-154; 119/678, 850, 673, 702,  
119/712, 792-798, 758, 760, 769, 770, 784,  
119/815, 818, 856, 863, 864, 905, 907, 802,  
119/857, 865, 725, 771; 52/3; 54/79.4, 79.1,  
54/80.1, 79.2; D3/271.2, 217, 327; 150/154;  
36/111; 604/293; 602/79, 61

See application file for complete search history.

(56) **References Cited**

**U.S. PATENT DOCUMENTS**

1,437,255	A	11/1922	Mallinson	
1,553,632	A	9/1925	Rieck	
1,595,834	A *	8/1926	Griffiths	54/79.1
1,612,945	A	1/1927	Rieck	
1,772,827	A *	8/1930	Caster-Udell	54/79.1
2,103,109	A *	12/1937	De Mar	54/79.1
D113,489	S	2/1939	Du Mais	
D114,976	S	5/1939	Maczko	
2,273,706	A *	2/1942	Hafner	54/79.1
2,417,803	A	12/1945	De Mar	
2,400,781	A *	5/1946	Priour	54/79.1
D146,698	S	4/1947	Cheney	
3,141,443	A	7/1964	Huey	
D330,954	S *	11/1992	Nieding	D30/145
D337,864	S	7/1993	Cullington et al.	
5,341,765	A *	8/1994	McComb	119/850

5,359,963	A *	11/1994	Jesse et al.	119/850
5,447,124	A *	9/1995	Pollock et al.	119/850
5,458,094	A *	10/1995	Proshan	119/850
5,463,985	A *	11/1995	Shover	119/850

(Continued)

*Primary Examiner* — Susan Moon Lee

(74) *Attorney, Agent, or Firm* — QuickPatents, Inc.; Kevin Prince


(57) **CLAIM**

I claim the ornamental design for a pet outfit, as shown and described.

**DESCRIPTION**

FIG. 1 is a perspective view of a pet outfit, showing a first embodiment my new design in a worn position;  
 FIG. 2 is a front elevational view thereof, illustrated in a straight position;  
 FIG. 3 is a rear elevational view of FIG. 2;  
 FIG. 4 is a left-side elevational view of FIG. 2, the right-side elevational view being a mirror image thereof;  
 FIG. 5 is a top plan view of FIG. 2;  
 FIG. 6 is a bottom plan view of FIG. 2;  
 FIG. 7 is a perspective view of a second embodiment my new design in a worn position;  
 FIG. 8 is a front elevational of the second embodiment, illustrated in a straight position;  
 FIG. 9 is a rear elevational view of FIG. 8;  
 FIG. 10 is a left-side elevational view of FIG. 8, the right-side elevational view being a mirror image thereof;  
 FIG. 11 is a top plan view of FIG. 8; and,  
 FIG. 12 is a bottom plan view of FIG. 8.  
 The broken lines showing a pet in FIGS. 1 and 7 depict environmental matter and form no part of the claimed design.

**1 Claim, 4 Drawing Sheets**



# US D655,055 S

Page 2

---

U.S. PATENT DOCUMENTS									
5,537,954	A *	7/1996	Beeghly et al. ....	119/850	7,793,619	B2 *	9/2010	Kajanoff .....	119/850
D372,563	S	8/1996	Waugh, Jr.		D634,487	S	3/2011	Cohen	
6,024,055	A *	2/2000	Jesse et al. ....	119/850	D634,901	S *	3/2011	Cohen .....	D30/145
6,070,557	A *	6/2000	Hibbert .....	119/850	2004/0031448	A1 *	2/2004	Trepanier .....	119/850
D427,734	S	7/2000	Balzarini		2005/0283103	A1 *	12/2005	Murfett .....	602/23
D444,923	S	7/2001	Dzamon et al.		2007/0056530	A1 *	3/2007	Nassour .....	119/850
6,595,162	B1 *	7/2003	Hibbert .....	119/850	2007/0234971	A1	10/2007	Pegago	
D574,560	S	8/2008	Shaw		2009/0173290	A1 *	7/2009	Freitag .....	119/850
D615,711	S *	5/2010	Van Sice .....	D30/145					

\* cited by examiner



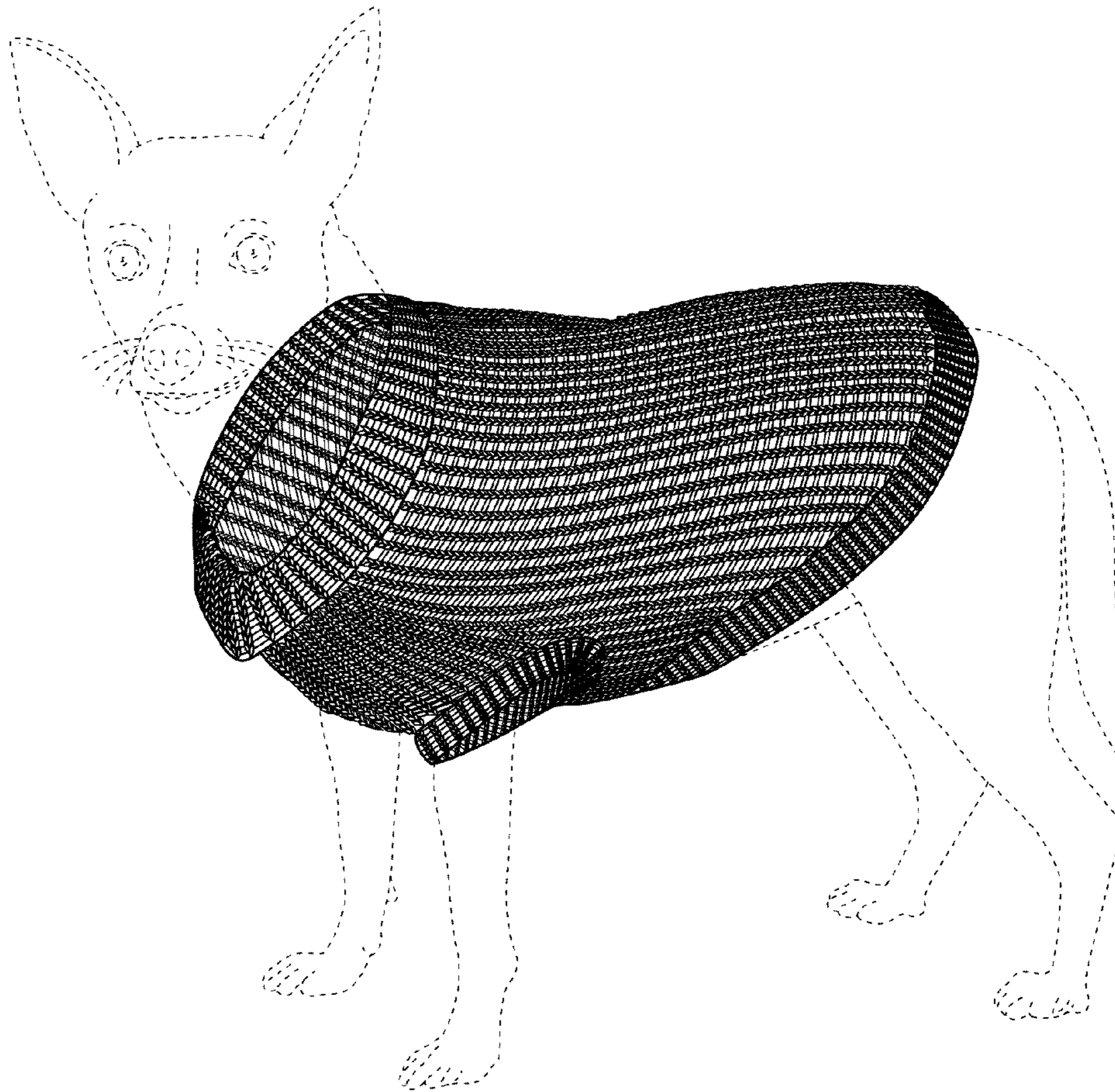


FIG. 1




FIG. 2




FIG. 3






FIG. 4




FIG. 5




FIG. 6



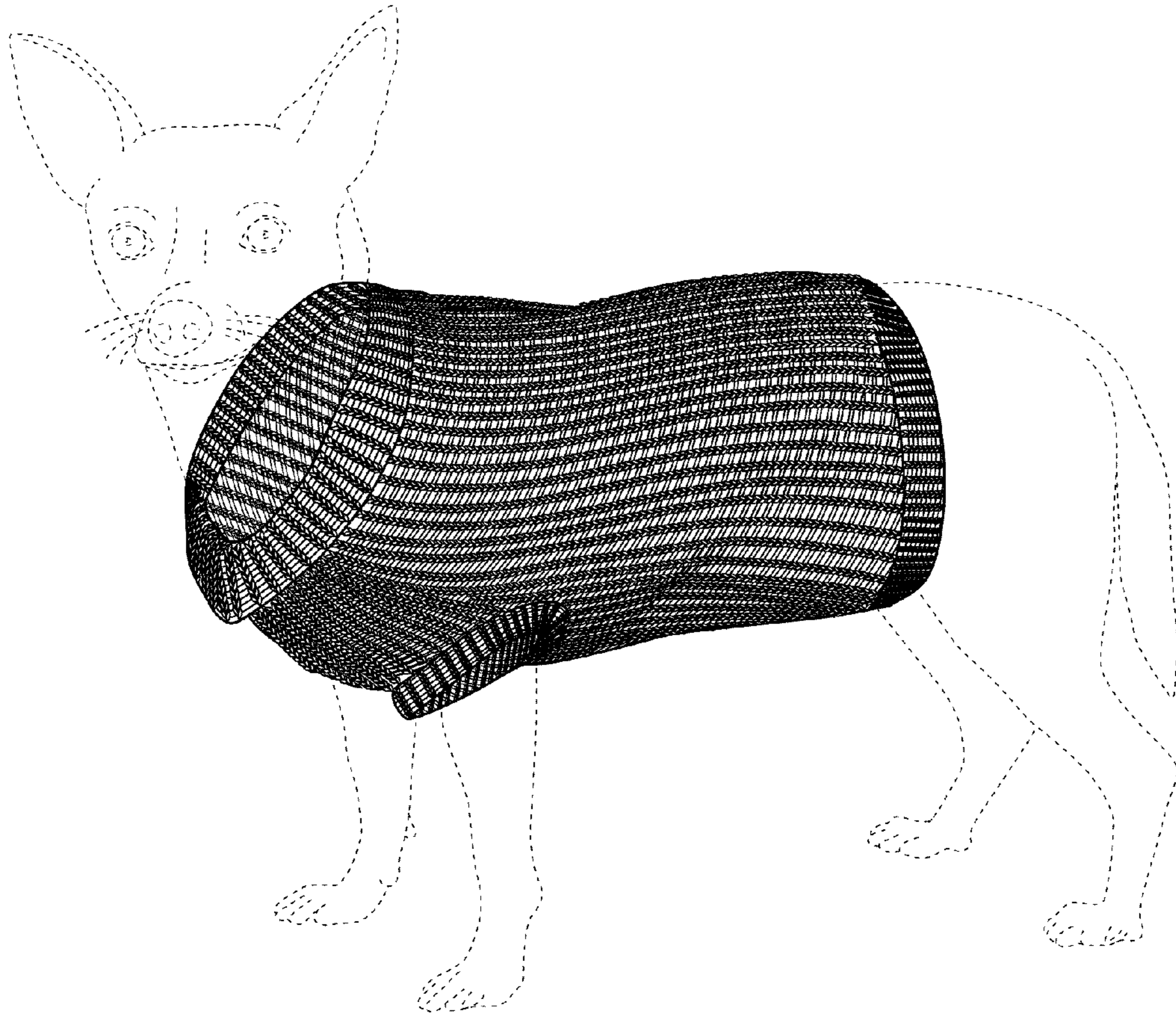


FIG. 7




FIG. 8




FIG. 9






FIG. 10




FIG. 11




FIG. 12