



US00D655042S

(12) **United States Design Patent**
Watson et al.

(10) **Patent No.:** **US D655,042 S**
(45) **Date of Patent:** **** Feb. 28, 2012**

(54) **PORTION OF A SHAVING RAZOR**

(75) Inventors: **Brian Patrick Watson**, Albion, RI (US);
Christopher Ramm, North Attleboro,
MA (US)

(73) Assignee: **The Gillette Company**, Boston, MA
(US)

(**) Term: **14 Years**

(21) Appl. No.: **29/393,239**

(22) Filed: **Jun. 1, 2011**

Related U.S. Application Data

(62) Division of application No. 29/379,091, filed on Nov.
15, 2010, now Pat. No. Des. 641,104.

(51) **LOC (9) Cl.** **28-03**

(52) **U.S. Cl.** **D28/48**

(58) **Field of Classification Search** D28/44-48;
30/32, 3.05, 34.1-34.2, 41, 44-46, 47-51,
30/57-58, 77-84, 526-539, 346.5-346.56

See application file for complete search history.

(56) **References Cited**

U.S. PATENT DOCUMENTS

D534,688 S	1/2007	Provost et al.	
D563,045 S	2/2008	Provost et al.	
D563,046 S	2/2008	Provost et al.	
D616,607 S	5/2010	Ramm et al.	
D641,104 S *	7/2011	Watson et al.	D28/47

OTHER PUBLICATIONS

Schick Quattro for Women Disposable Razor, "For Her," <http://www.brandpower.com/aus/spotlight.asp?id=817> (under "For Her" Tab) (accessed on Dec. 8, 2010) (1 page).

Schick Quattro Titanium for Men Disposable Razor, "For Him," <http://www.brandpower.com/aus/spotlight.asp?id=817> (under "For Him" Tab) (accessed on Dec. 8, 2010) (1 page).

* cited by examiner

Primary Examiner — Jennifer Rivard

(74) *Attorney, Agent, or Firm* — Austin P. Wang; Kevin C. Johnson; Steven W. Miller

(57) **CLAIM**

The ornamental design for a portion of a shaving razor, as shown and described.

DESCRIPTION

FIG. 1 is a perspective view of a portion of a shaving razor of the present invention;

FIG. 2 is a top view thereof;

FIG. 3 is a bottom view thereof;

FIG. 4 is a right view thereof;

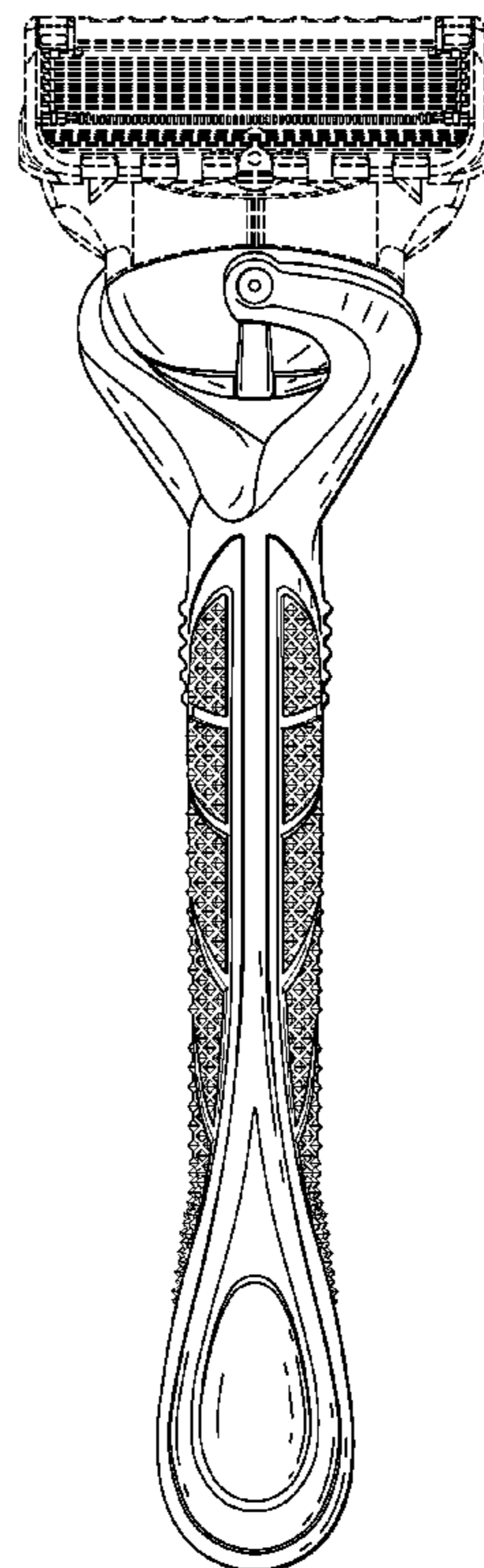
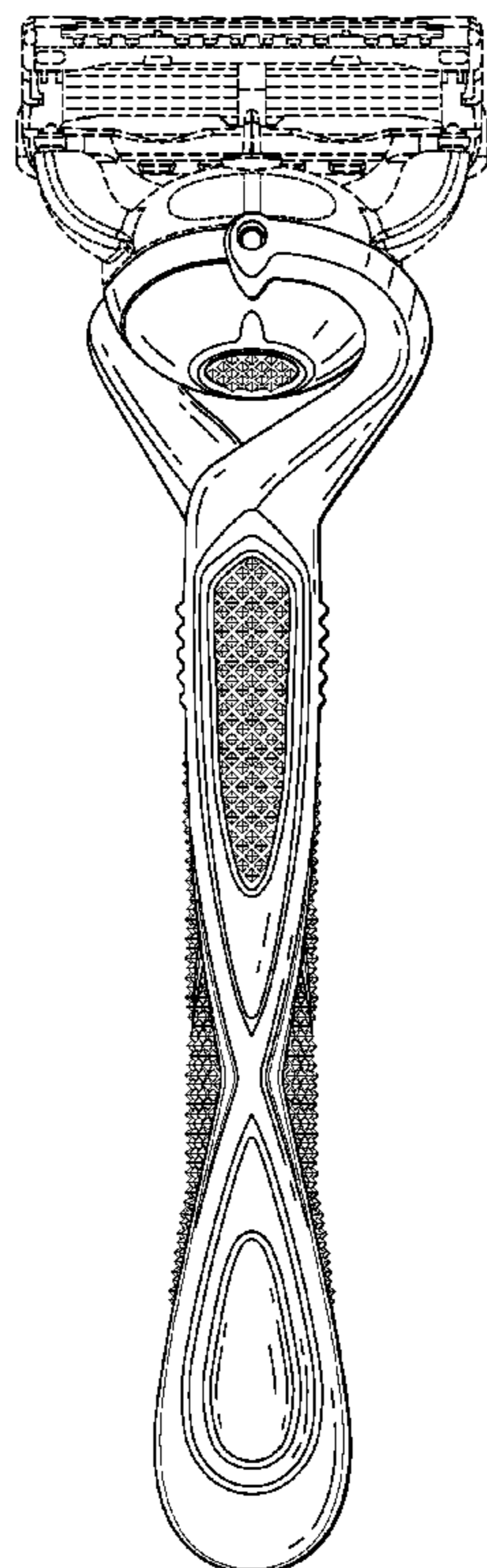
FIG. 5 is a left view thereof;

FIG. 6 is a front view thereof; and,

FIG. 7 is a rear view thereof.

The broken lines are shown for illustrative purposes only and form no part of the claimed design.

1 Claim, 4 Drawing Sheets



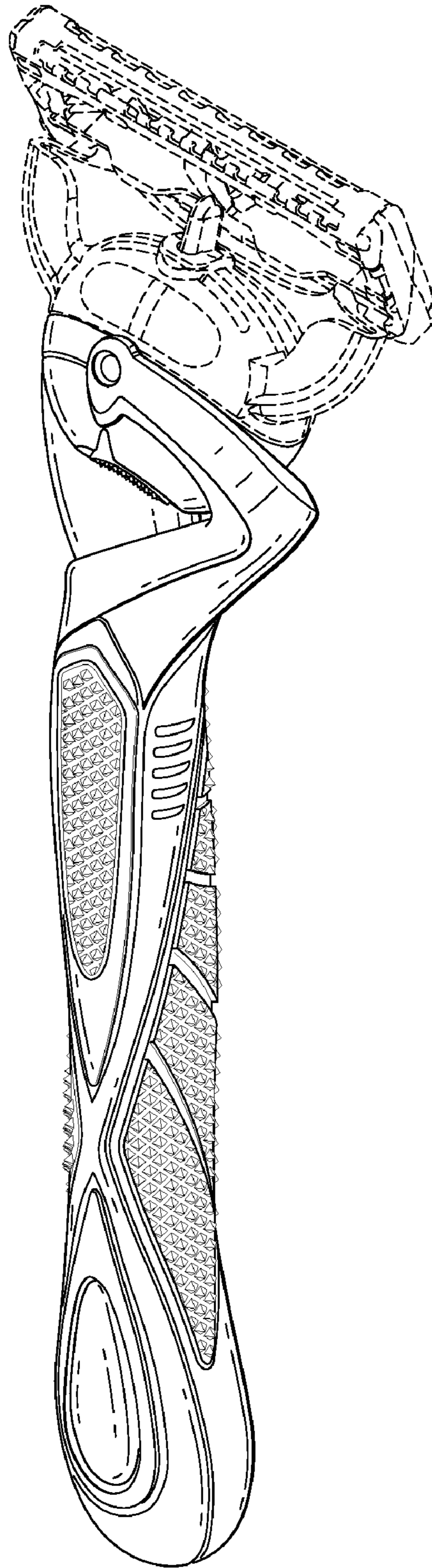


FIG. 1

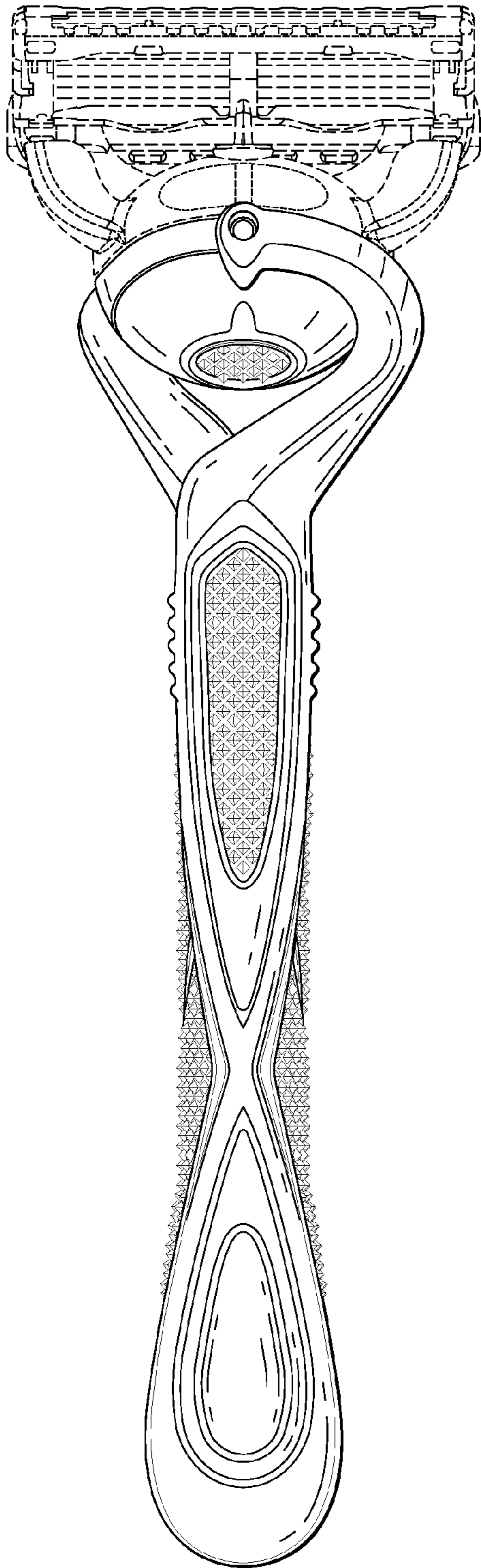


FIG. 2

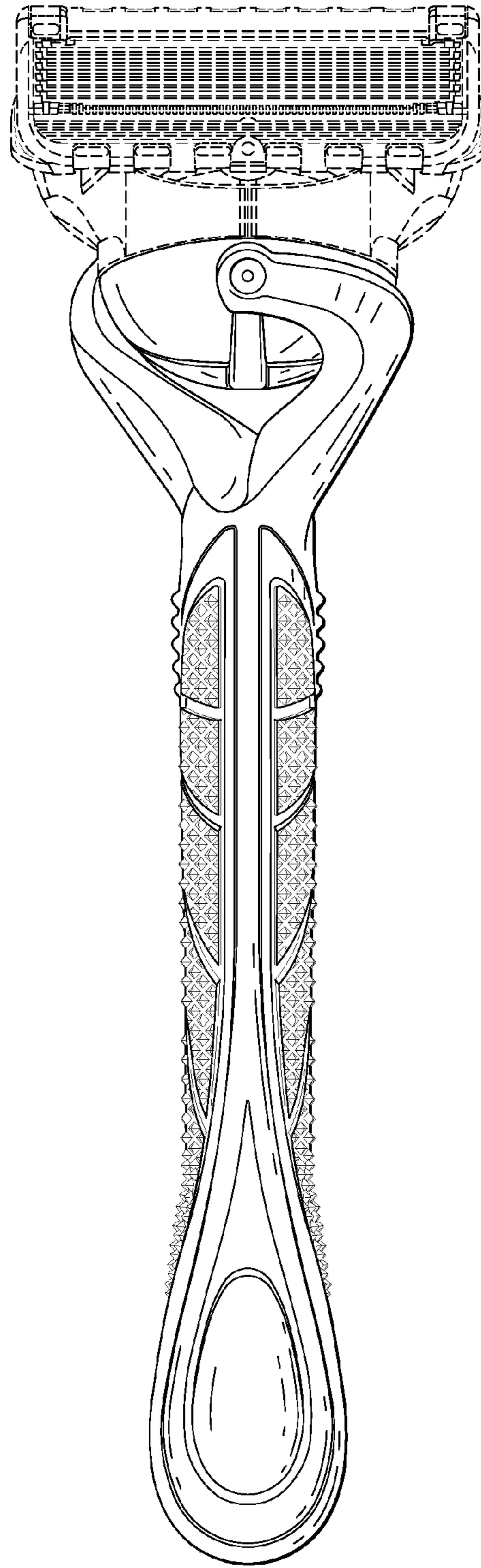


FIG. 3

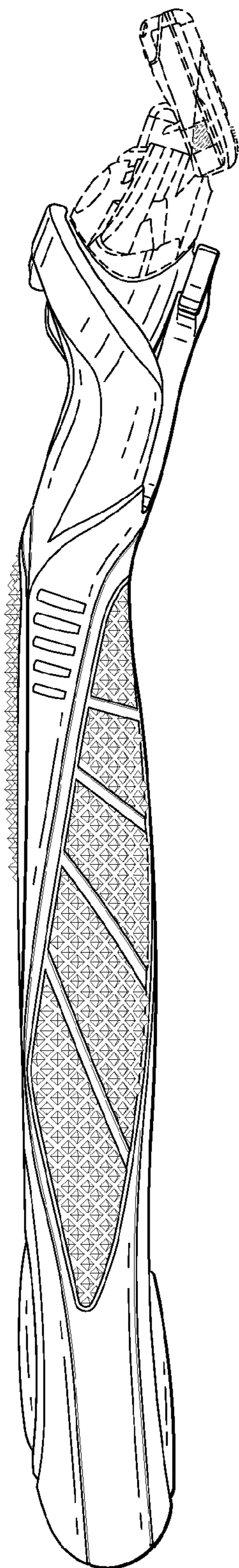


FIG. 4

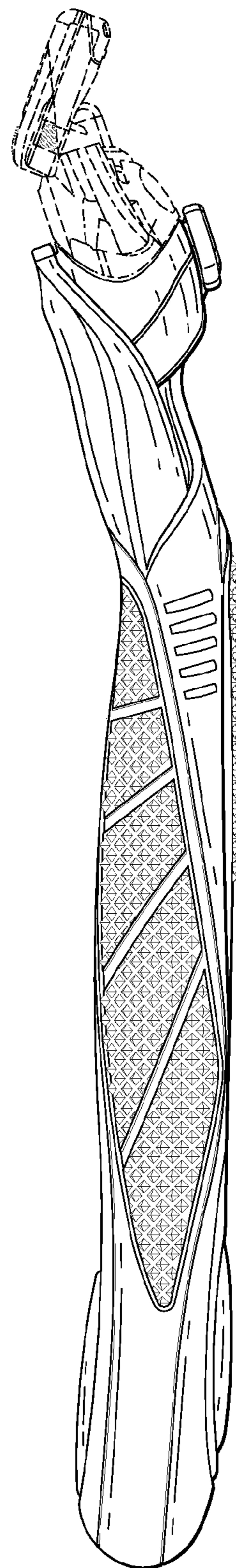


FIG. 5

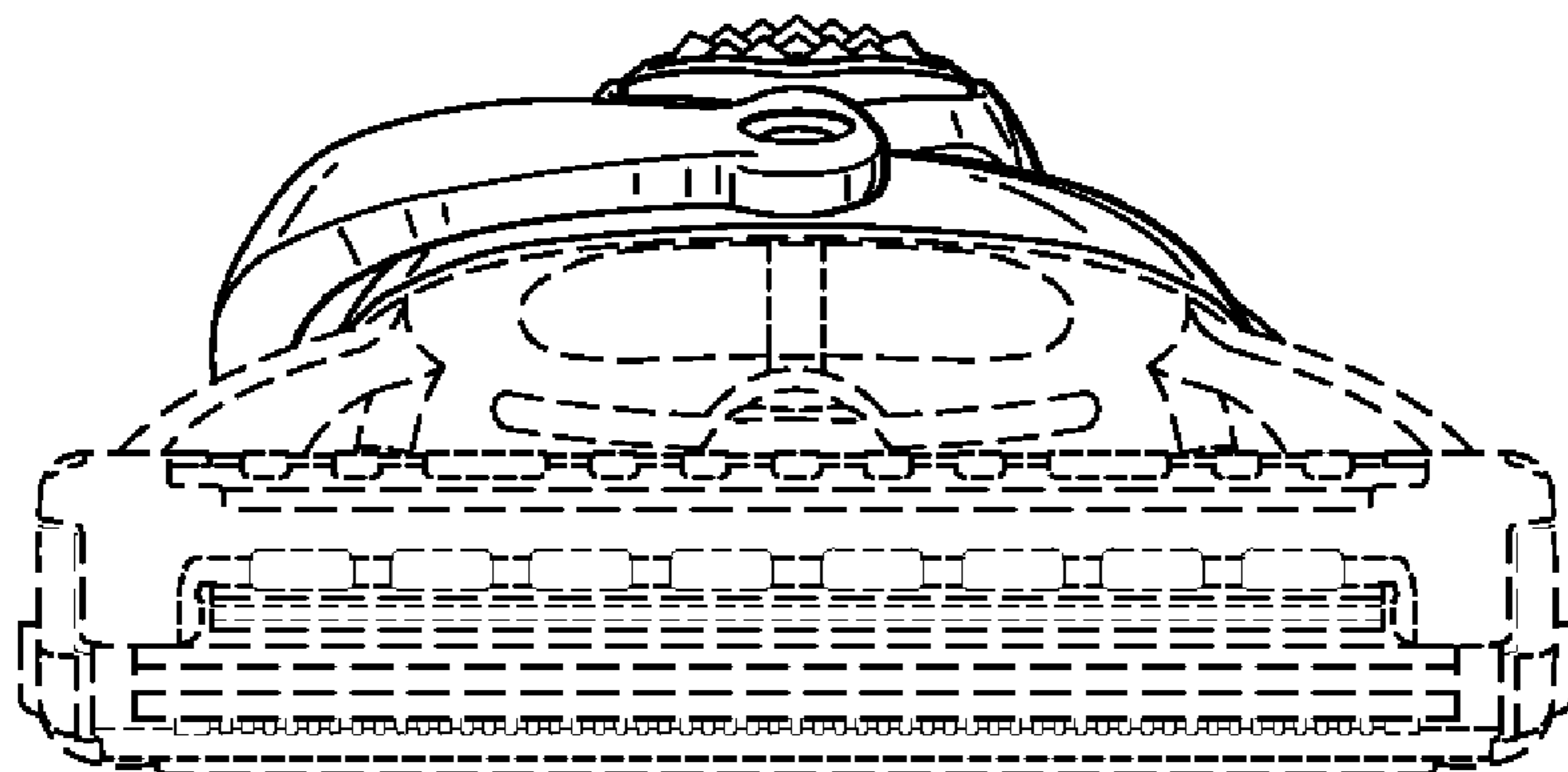


FIG. 6




FIG. 7