



US00D655041S

(12) **United States Design Patent**
Grabes et al.

(10) **Patent No.:** **US D655,041 S**

(45) **Date of Patent:** **** Feb. 28, 2012**

(54) **HAIR REMOVAL APPLIANCE**

(75) Inventors: **Oliver Grabes**, Frankfurt (DE); **Rory McGarry**, Frankfurt (DE); **Phong Duy Vu**, Schwalbach (DE)

(73) Assignee: **Braun GmbH**, Kronberg (DE)

(**) Term: **14 Years**

(21) Appl. No.: **29/392,740**

(22) Filed: **May 26, 2011**

(30) **Foreign Application Priority Data**

Dec. 21, 2010 (WO) 579289501

(51) **LOC (9) Cl.** **28-03**

(52) **U.S. Cl.** **D28/44; D24/133**

(58) **Field of Classification Search** 30/32, 34.05, 30/34.1-34.2, 30-31, 43-43.92, 44-45, 47-51, 30/77-84, 526-541, 346.5-346.61, 194-196, 30/198-205, 208-216, 233-233.5; D28/44-44.1, D28/45-54, 7; D24/133, 146; 606/9; 607/96-100
See application file for complete search history.

(56) **References Cited**

U.S. PATENT DOCUMENTS

D389,956 S * 1/1998 Schulz D28/49
D435,317 S * 12/2000 Packham et al. D28/51
D475,160 S * 5/2003 Bas D28/53

D482,822 S * 11/2003 Buck et al. D28/49
D499,212 S * 11/2004 Nielsen et al. D28/54
D535,397 S * 1/2007 Chen
7,204,846 B2 * 4/2007 Suzuki 606/9
D582,604 S * 12/2008 Eddinger et al. D28/53
D582,605 S * 12/2008 Eddinger et al. D28/53
D592,354 S * 5/2009 Epstein D28/54
D598,165 S * 8/2009 Platek D28/44.1
D609,361 S * 2/2010 McGarry et al.
D620,200 S * 7/2010 Belozerova et al. D28/51
D626,692 S * 11/2010 Leventhal et al. D28/48
D629,159 S * 12/2010 Yoon D28/46
2007/0198004 A1 * 8/2007 Altshuler et al. 606/9
2008/0119913 A1 * 5/2008 Powell et al. 606/9

* cited by examiner

Primary Examiner — Jennifer Rivard

(74) *Attorney, Agent, or Firm* — David K Mattheis; Kim W Zerby

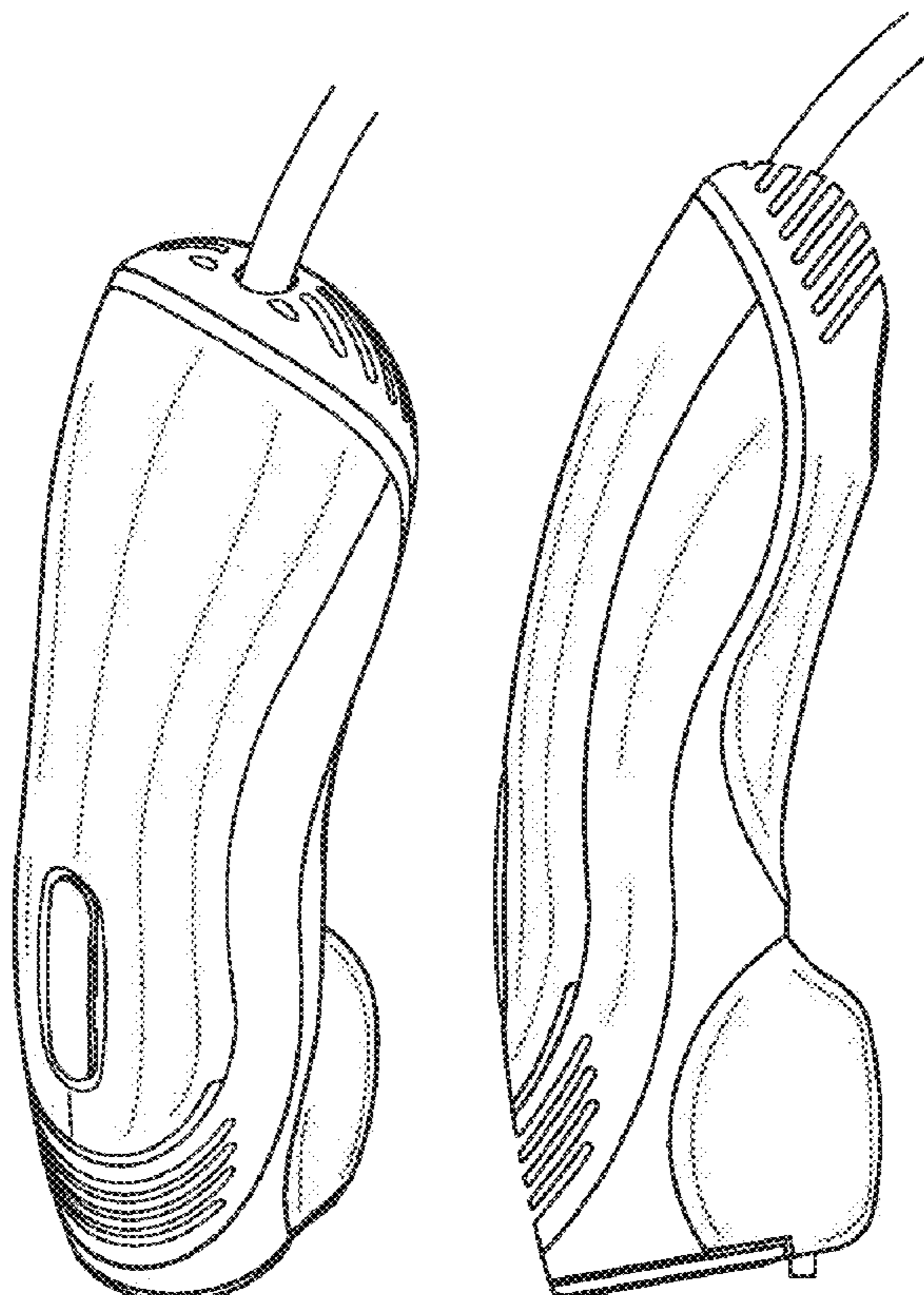
(57) **CLAIM**

The ornamental design for a hair removal appliance, as shown and described.

DESCRIPTION

FIG. 1 is a perspective view of a hair removal appliance;
FIG. 2 is a front view thereof;
FIG. 3 is a left side view thereof;
FIG. 4 is a rear view thereof;
FIG. 5 is a right side view thereof;
FIG. 6 is a bottom view thereof; and,
FIG. 7 is a top plan view thereof.

1 Claim, 1 Drawing Sheet



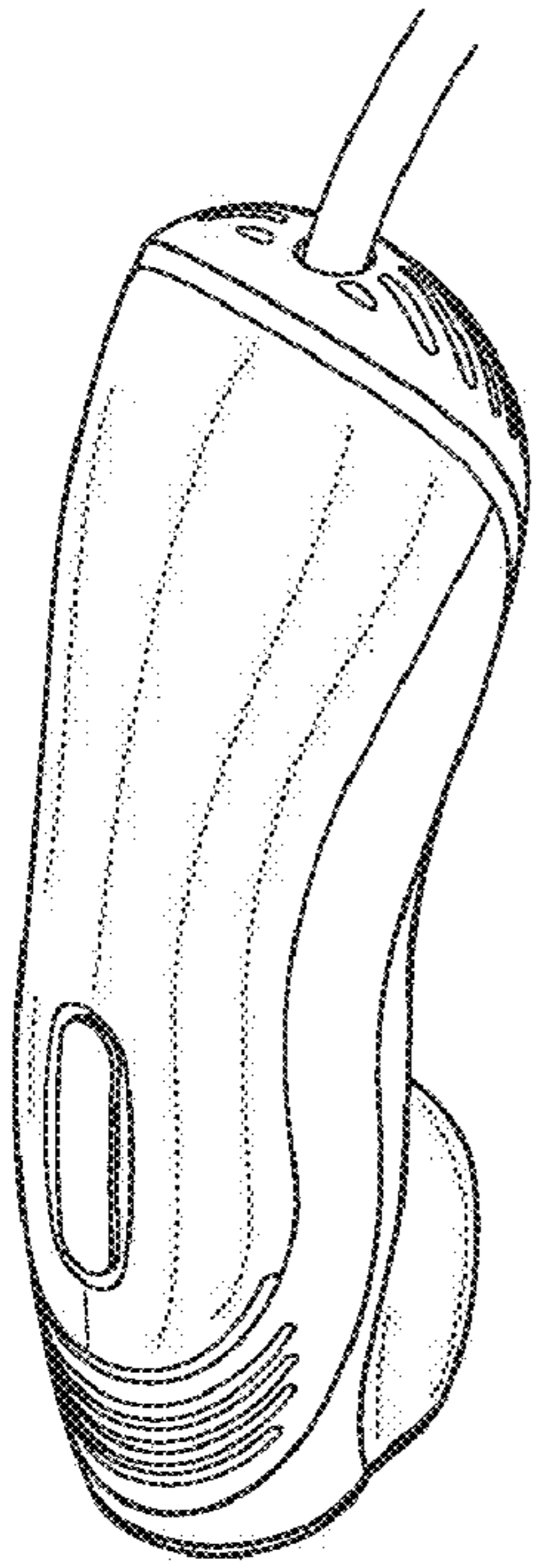


Fig. 1

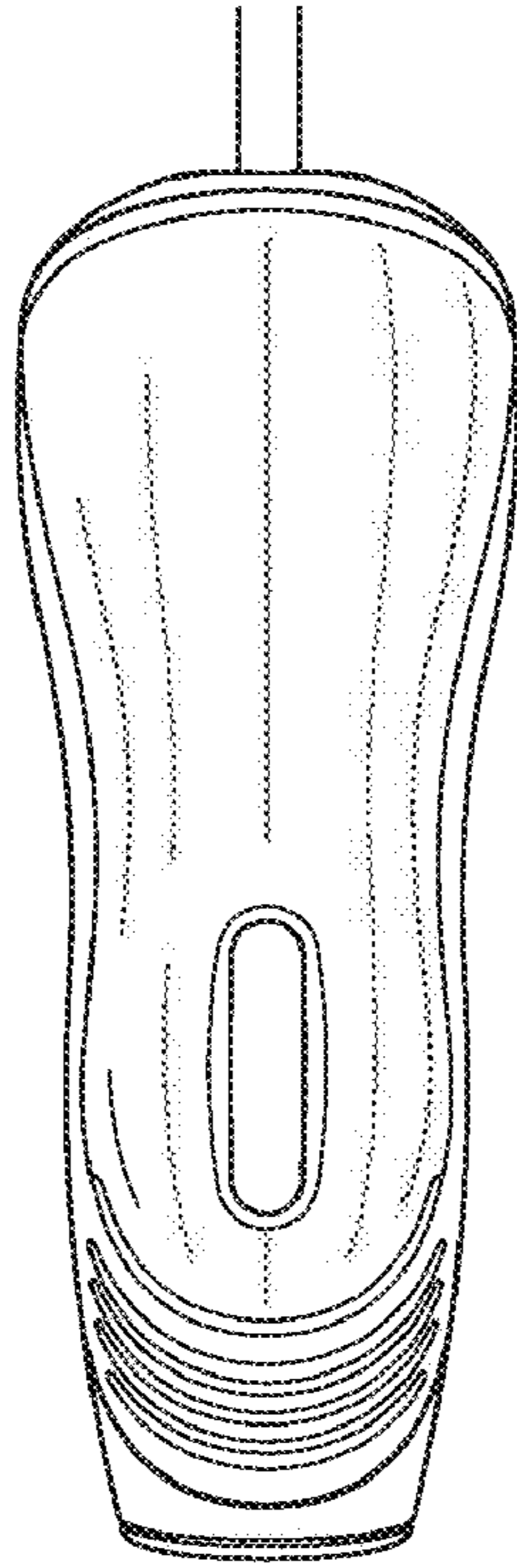


Fig. 2

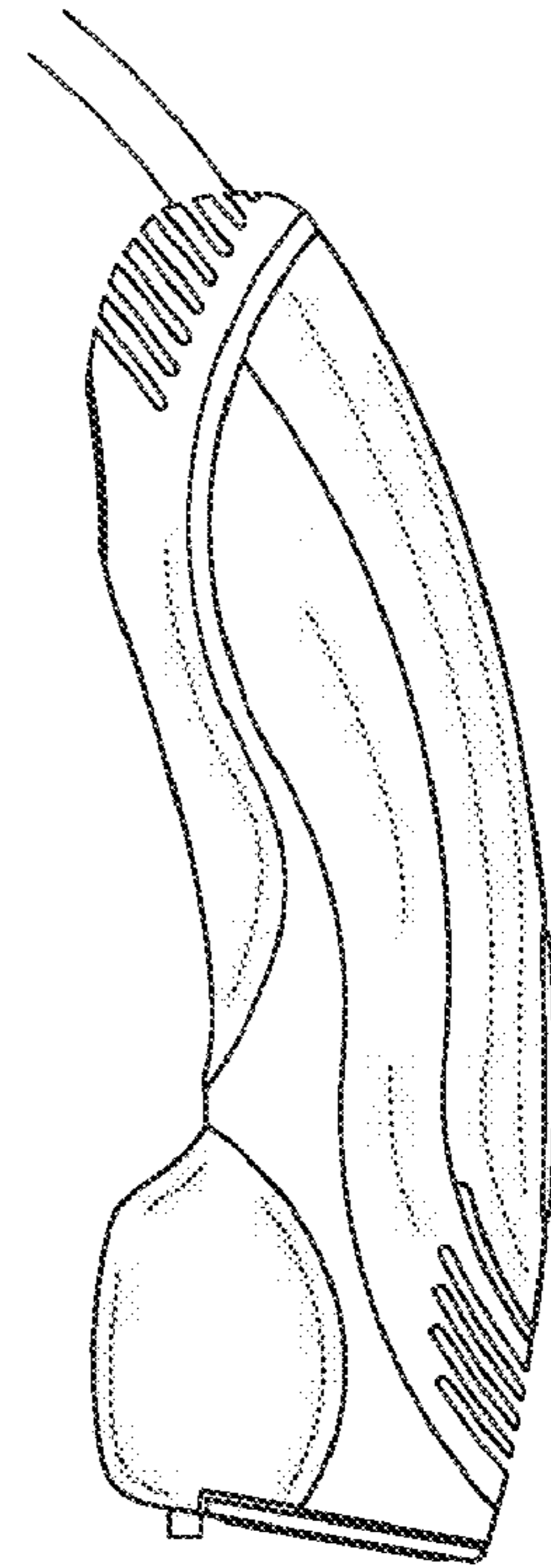


Fig. 3

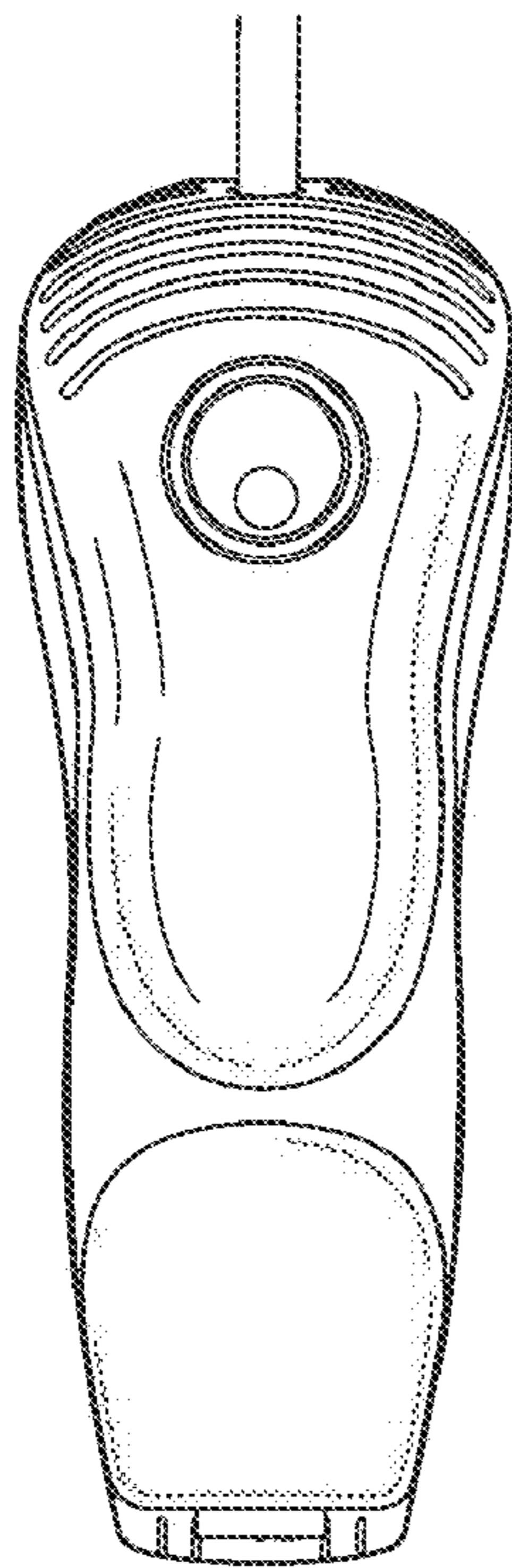


Fig. 4

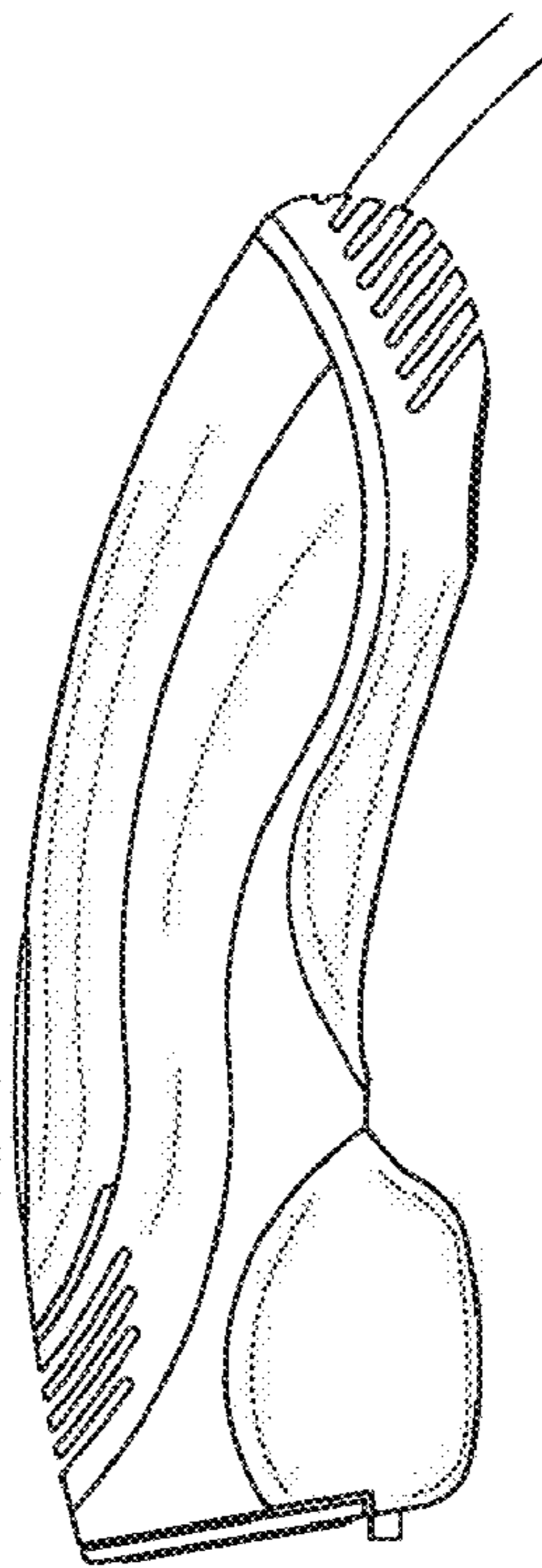


Fig. 5

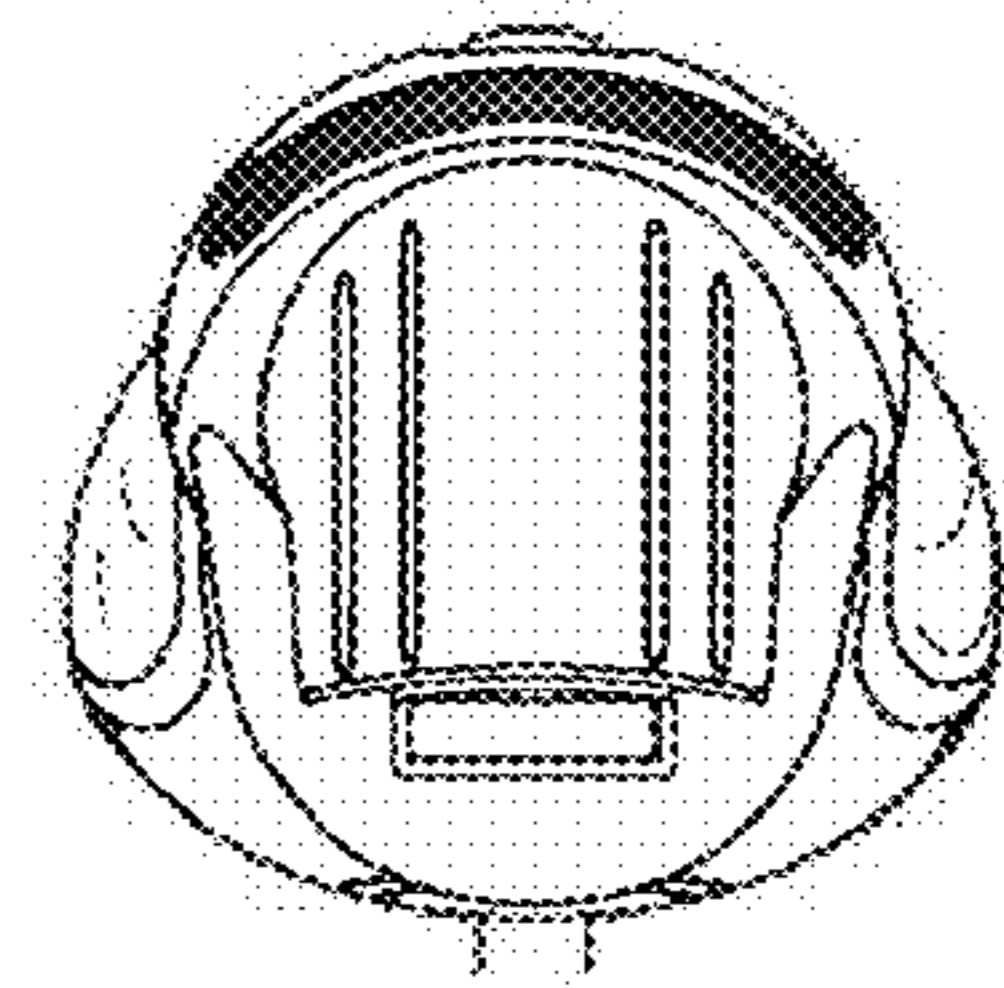


Fig. 6

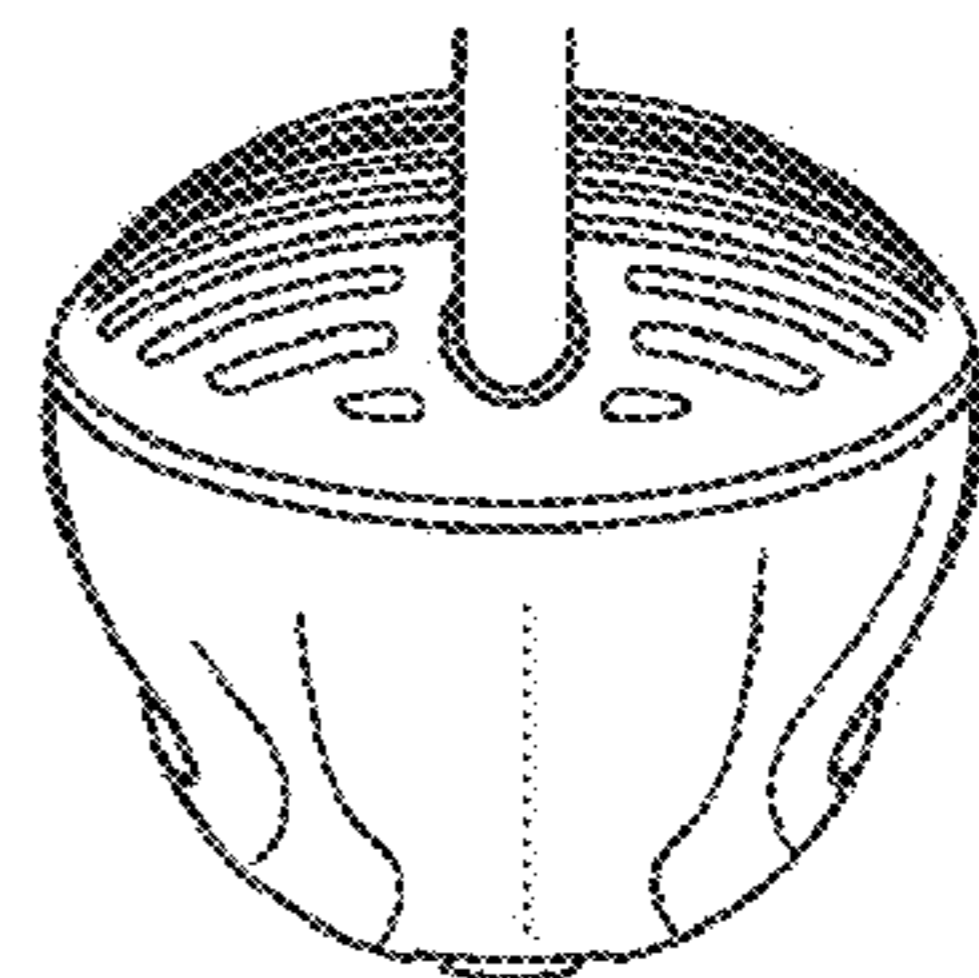


Fig. 7