



US00D655023S

(12) **United States Design Patent**  
**Barnes**

(10) **Patent No.:** **US D655,023 S**

(45) **Date of Patent:** **\*\* Feb. 28, 2012**

(54) **ROOF SLATE**

(75) Inventor: **Matthew Barnes**, Dublin (IE)

(73) Assignee: **Solarate Ltd**, Dublin (IE)

(\*\*) Term: **14 Years**

(21) Appl. No.: **29/364,940**

(22) Filed: **Jun. 30, 2010**

(51) **LOC (9) Cl.** ..... **25-01**

(52) **U.S. Cl.** ..... **D25/140**

(58) **Field of Classification Search** ..... D25/139,  
D25/140; 52/519, 526, 518, 536, 539, 541,  
52/544

See application file for complete search history.

(56) **References Cited**

**U.S. PATENT DOCUMENTS**

734,976 A \* 7/1903 Simmerman ..... 52/536  
3,114,218 A \* 12/1963 Macquere ..... 52/222

4,606,184 A \* 8/1986 Stahlecker et al. .... 57/263  
4,731,969 A \* 3/1988 Baker et al. .... 52/536  
D331,812 S \* 12/1992 Bunger ..... D25/139  
D478,179 S \* 8/2003 Fifield ..... D25/140  
7,845,141 B2 \* 12/2010 Martinique ..... 52/748.1

\* cited by examiner

*Primary Examiner* — Doris Clark

(74) *Attorney, Agent, or Firm* — Withrow & Terranova,  
P.L.L.C.

(57) **CLAIM**

The ornamental design for roof slate, as shown and described.

**DESCRIPTION**

FIG. 1 is a top plan view of a single air roof slate according to the design;

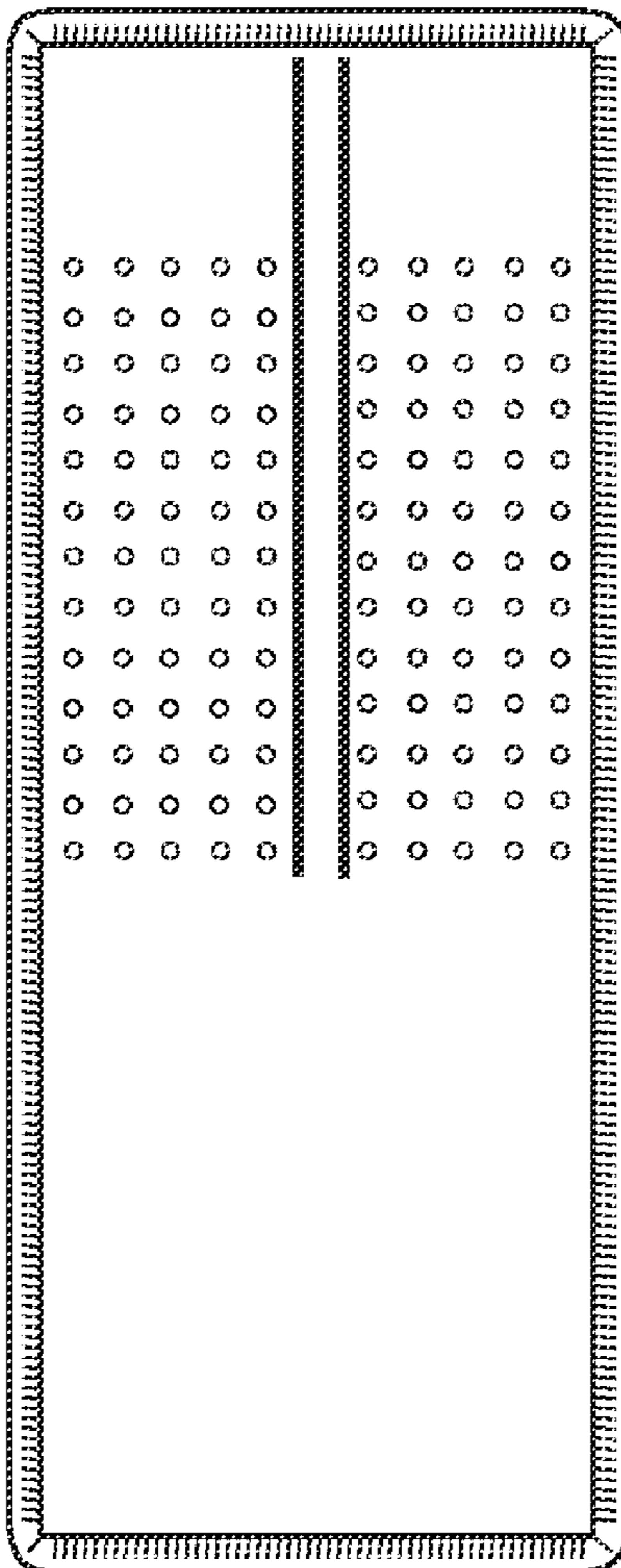
FIG. 2 is a bottom plan view of the roof slate of FIG. 1;

FIG. 3 is a side elevation view of the roof slate of FIG. 1;

FIG. 4 is a perspective view of the roof slate of FIG. 1; and,

FIG. 5 is an end elevation view of the roof slate of FIG. 1.

**1 Claim, 1 Drawing Sheet**



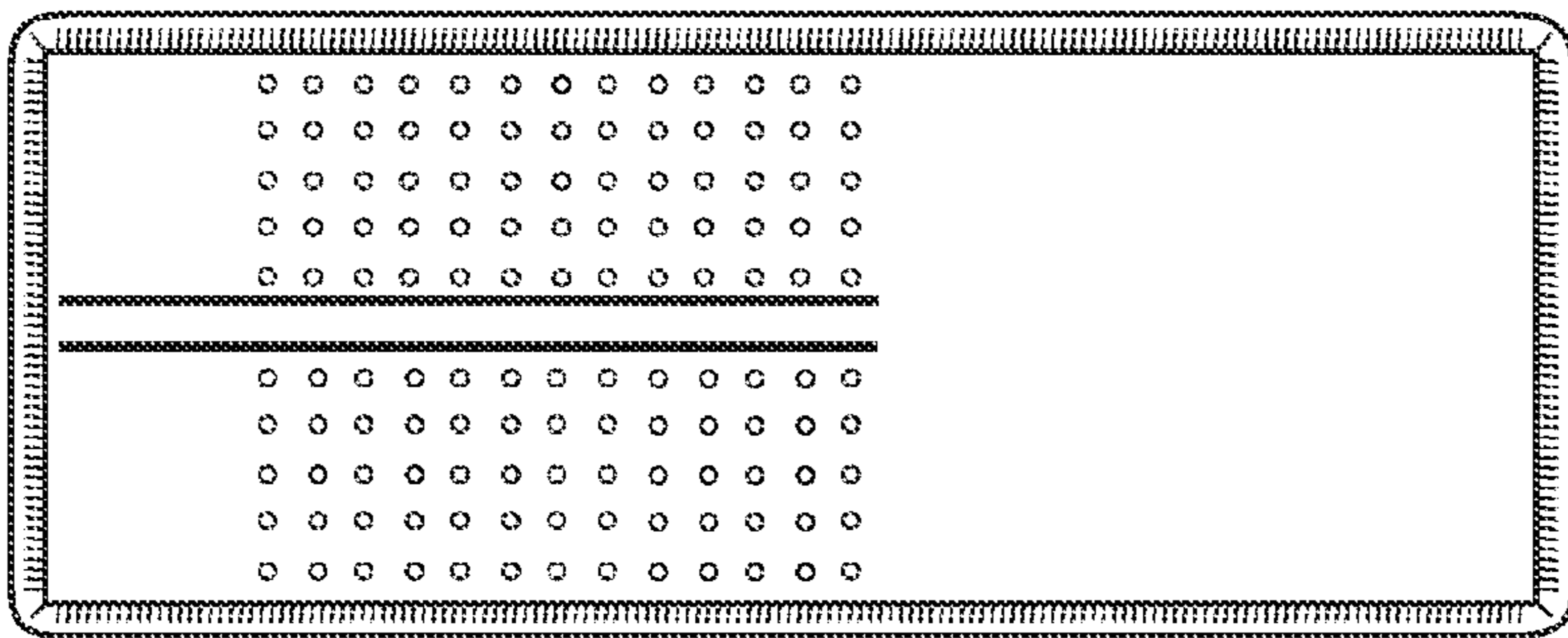


FIG. 1

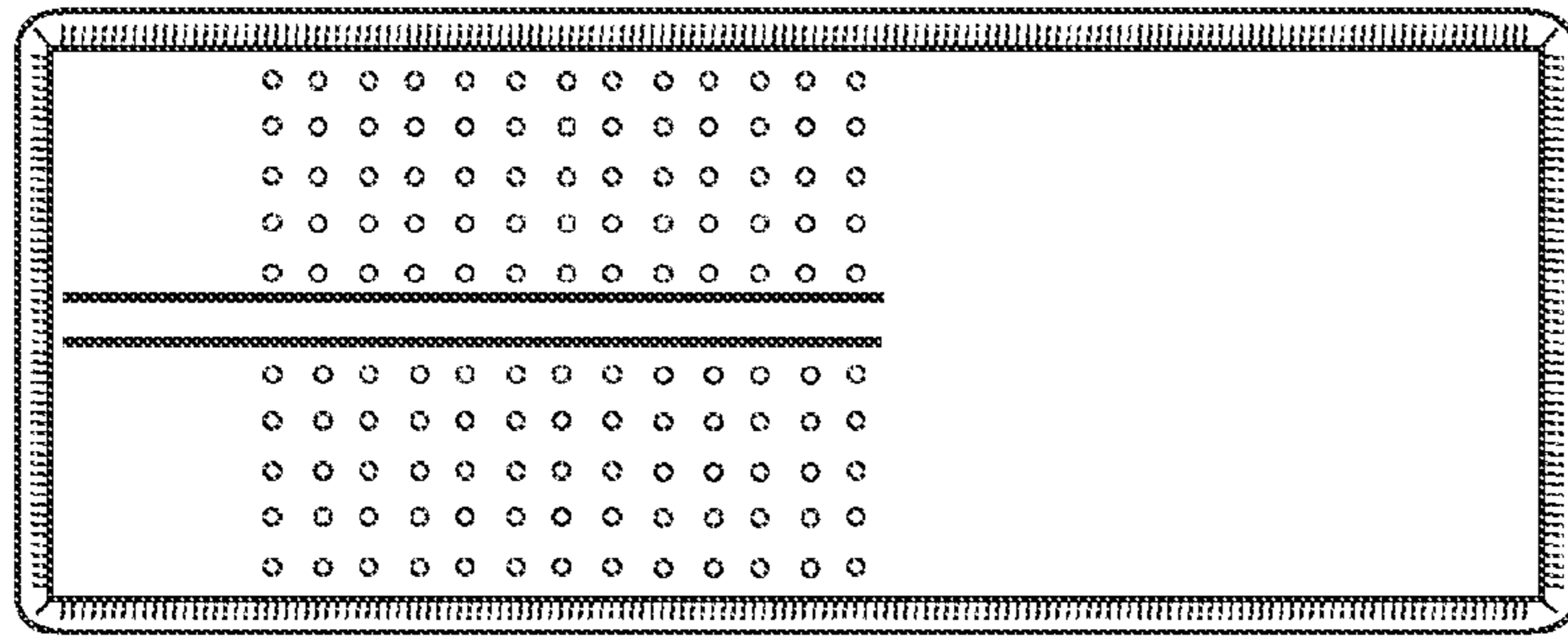


FIG. 2



FIG. 3

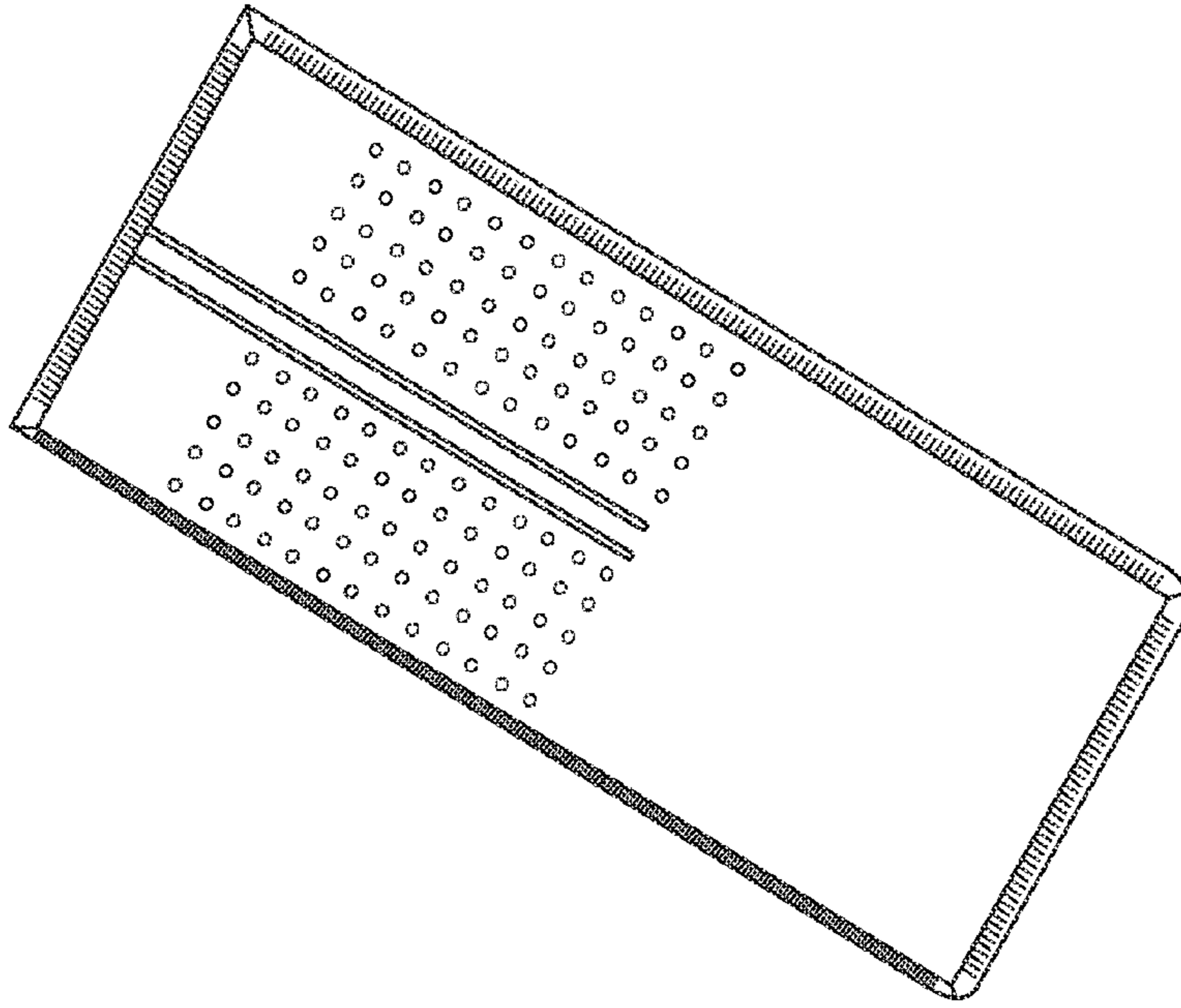


FIG. 4



FIG. 5