



US00D655016S

(12) **United States Design Patent**
Laudo et al.

(10) **Patent No.:** **US D655,016 S**
(45) **Date of Patent:** **** Feb. 28, 2012**

(54) **OPTICAL CUP**

(75) Inventors: **John S Laudo**, Hilliard, OH (US); **Gal Ingber**, Oranit, IL (US); **William G Atterbury**, Columbus, OH (US); **Thomas A Klausning**, Powell, OH (US); **Dave Holley**, Lancaster, OH (US); **John Tallarico**, Powell, OH (US)

(73) Assignee: **Pocared Diagnostics, Ltd.** (IL)

(**) Term: **14 Years**

(21) Appl. No.: **29/331,946**

(22) Filed: **Feb. 5, 2009**

(51) **LOC (9) Cl.** **24-02**

(52) **U.S. Cl.** **D24/224**

(58) **Field of Classification Search** D24/216,
D24/224, 226, 220, 232; 356/240, 246; 422/64-65,
422/67, 102, 104; D6/475

See application file for complete search history.

(56) **References Cited**

U.S. PATENT DOCUMENTS

3,113,680	A *	12/1963	Frater et al.	211/126.4
3,252,614	A *	5/1966	Evans	206/509
3,994,594	A *	11/1976	Sandrock et al.	356/246
D242,659	S *	12/1976	Clipson et al.	D3/307
4,043,678	A *	8/1977	Farrell et al.	356/246
D294,317	S *	2/1988	Evenson et al.	D6/475
4,895,267	A *	1/1990	Karlsson	220/4.28
D311,799	S *	10/1990	Embree et al.	D3/294
D324,239	S *	2/1992	Halm	D19/90
D327,971	S *	7/1992	Cugley	D3/304
D330,428	S *	10/1992	Lewis et al.	D24/224
D335,996	S *	6/1993	Evenson	D6/553
5,437,841	A *	8/1995	Balmer	356/246
D367,932	S *	3/1996	Lim	D24/226
5,571,479	A *	11/1996	Koch	422/549
D420,051	S *	2/2000	Conley et al.	D19/90

D455,459	S *	4/2002	Cheris et al.	D19/90
D467,052	S *	12/2002	Van Landingham, Jr.	D34/27
D517,319	S *	3/2006	Wisnoski et al.	D3/304
D538,539	S *	3/2007	Richardson et al.	D3/314
D560,816	S *	1/2008	Talmer et al.	D24/224
D562,405	S *	2/2008	Gusdorf	D19/90
7,410,618	B2 *	8/2008	Muser	422/552
D585,215	S *	1/2009	Rosenberg	D6/449
D594,229	S *	6/2009	Barkdoll et al.	D3/304
D606,314	S *	12/2009	Neilsen	D3/313
D621,520	S *	8/2010	Talmer et al.	D24/224
D624,659	S *	9/2010	Nuotio	D24/224
D624,660	S *	9/2010	Himmelsbach et al.	D24/230
D630,852	S *	1/2011	Kobilarcik et al.	D3/307
D639,562	S *	6/2011	Cadwell	D3/307
2005/0214946	A1 *	9/2005	Bebbe	435/459
2009/0117005	A1 *	5/2009	Rousseau	422/64
2009/0219527	A1 *	9/2009	Hulme et al.	356/319

* cited by examiner

Primary Examiner — Elizabeth Albert

Assistant Examiner — Kelley Donnelly

(74) *Attorney, Agent, or Firm* — The Webb Law Firm

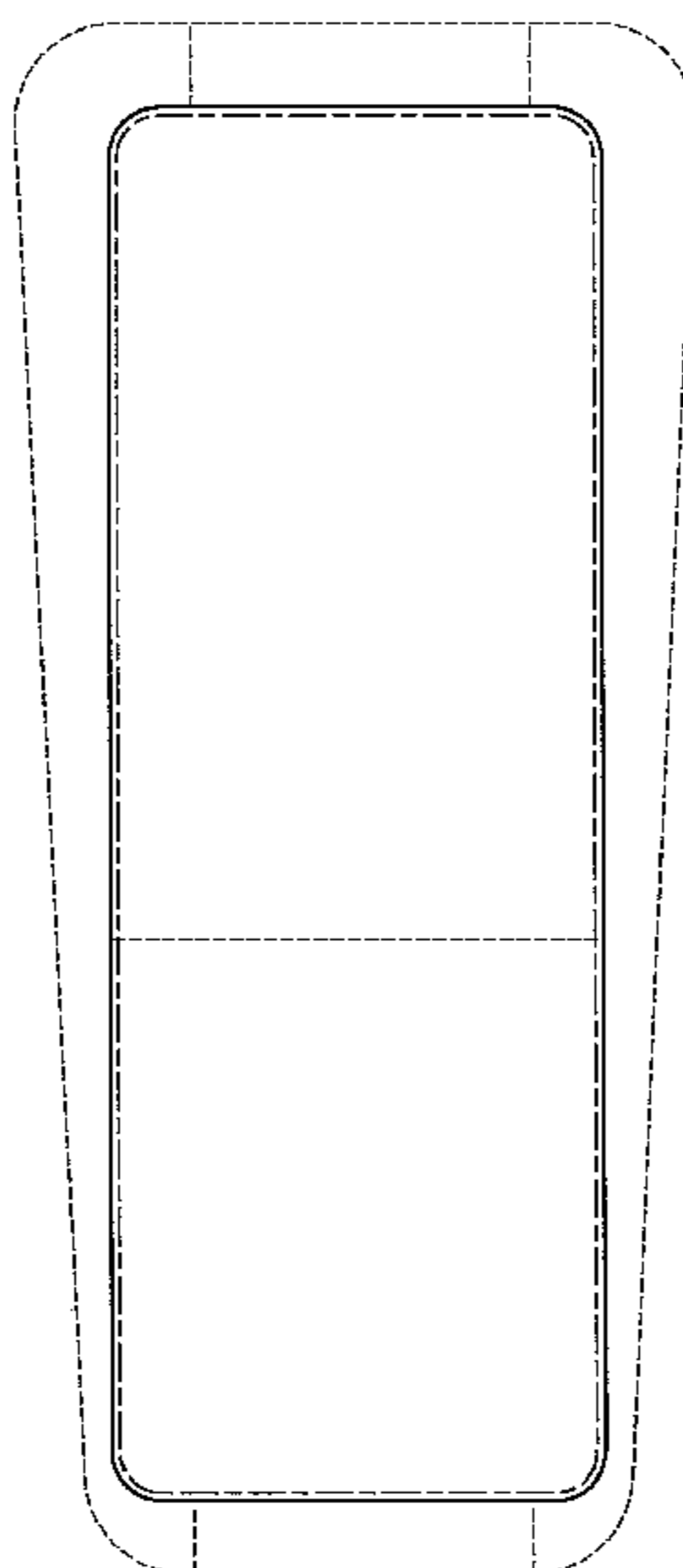
(57) **CLAIM**

The ornamental design for an optical cup, as shown and described.

DESCRIPTION

FIG. 1 is a top plan view of the optical cup;
FIG. 2 is a bottom plan view thereof;
FIG. 3 is a left side elevational view thereof;
FIG. 4 is a right side elevational view thereof;
FIG. 5 is a front elevational view thereof;
FIG. 6 is a rear elevational view thereof; and,
FIG. 7 is a top perspective view thereof.
The features shown in phantom do not form a part of the claimed design.
The broken lines that define the bounds of the claimed design form no part thereof.

1 Claim, 7 Drawing Sheets



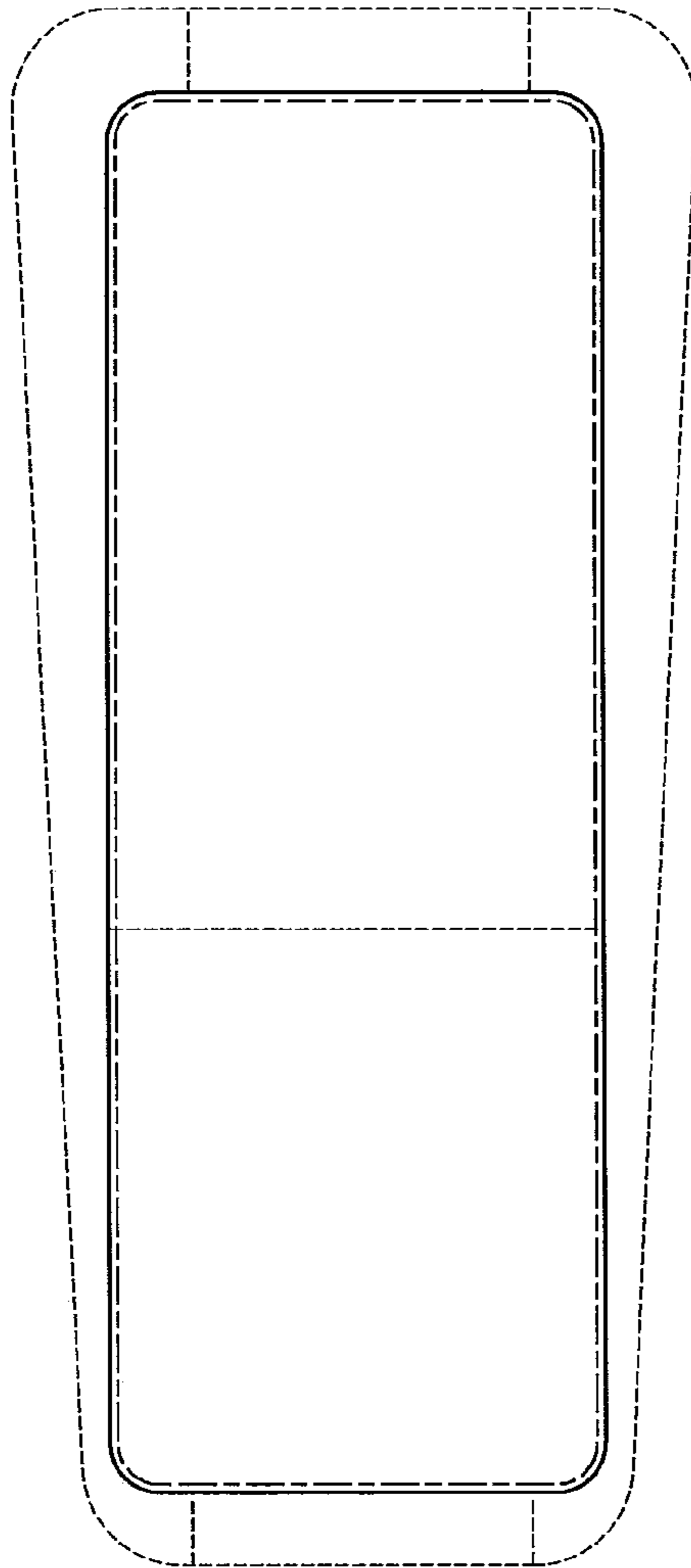


FIG. 1

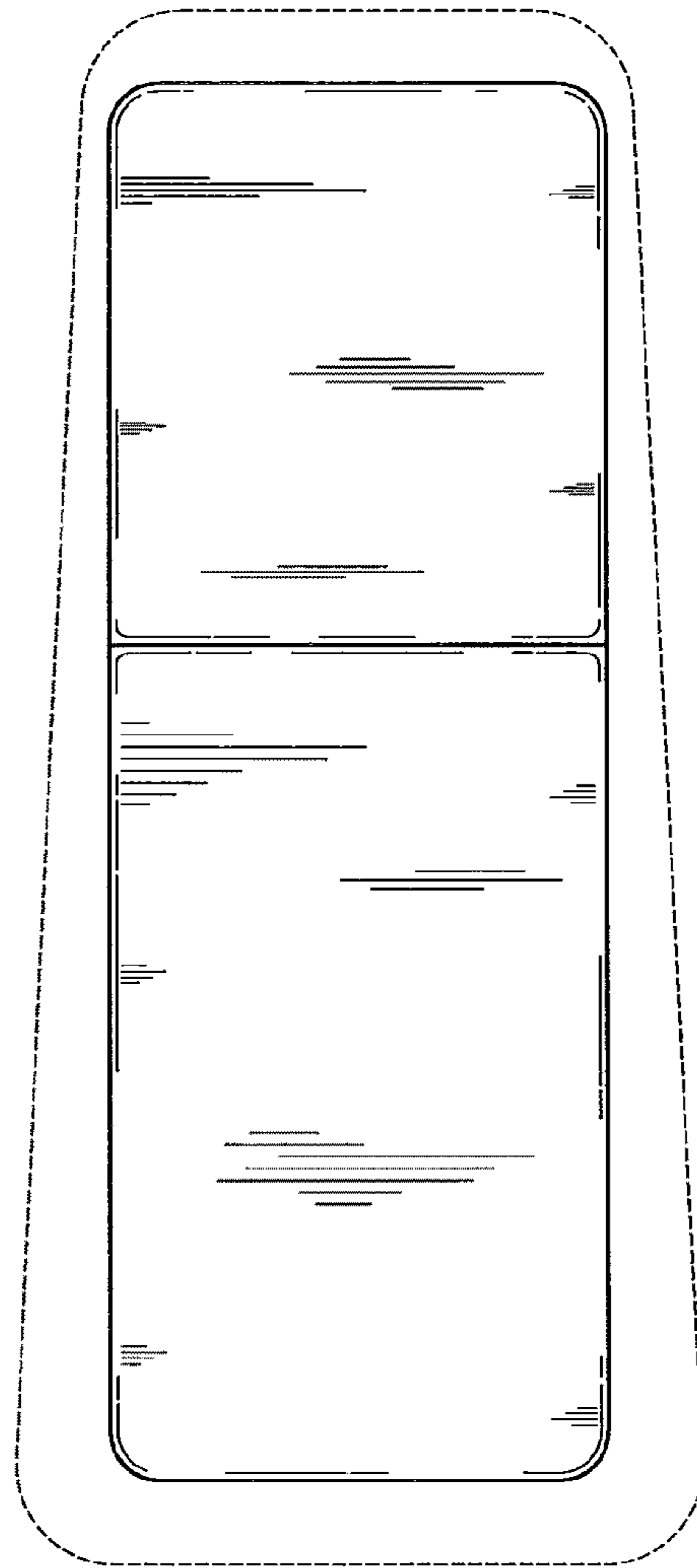


FIG. 2




FIG. 3




FIG. 4




FIG. 5

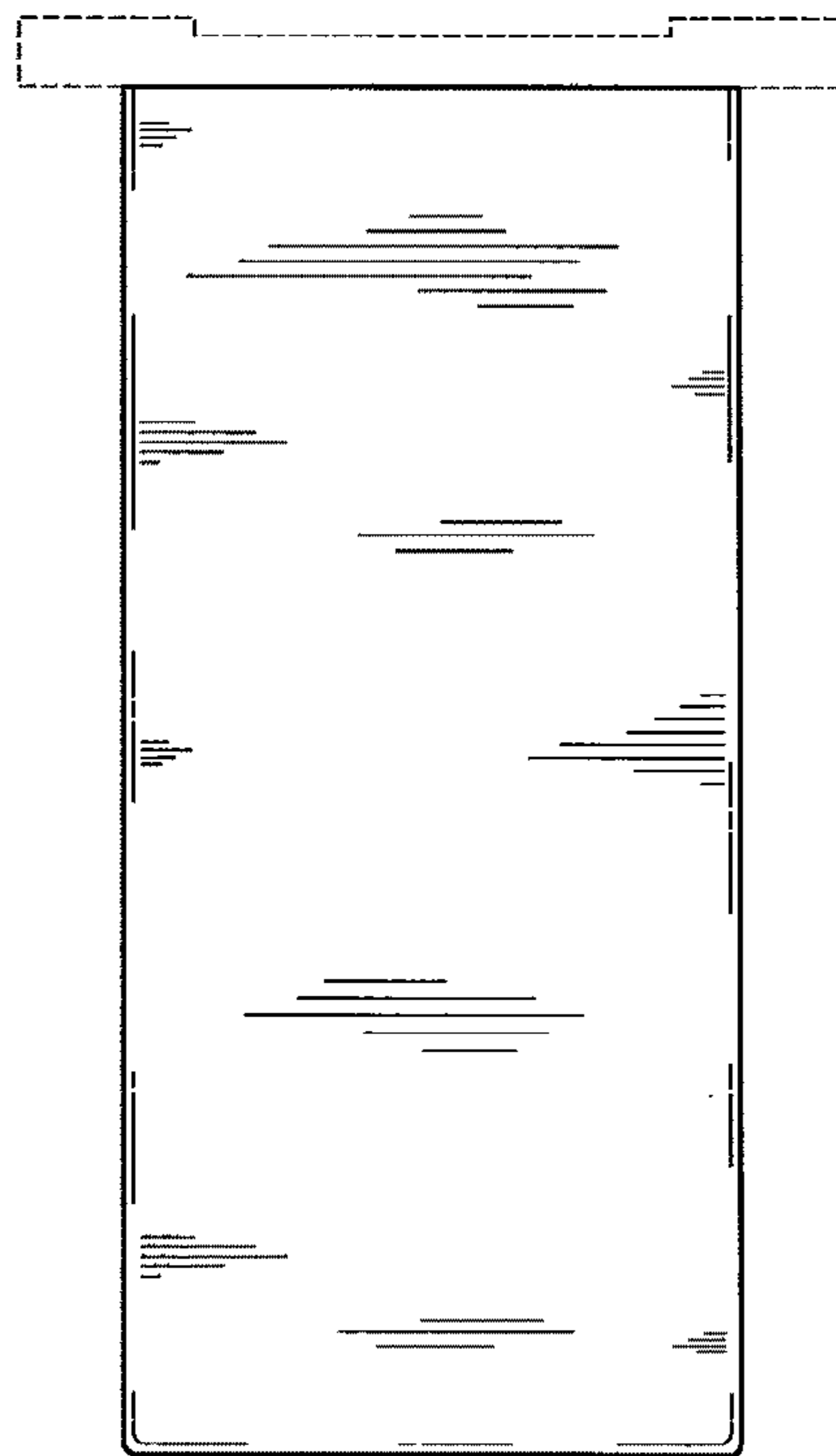


FIG. 6

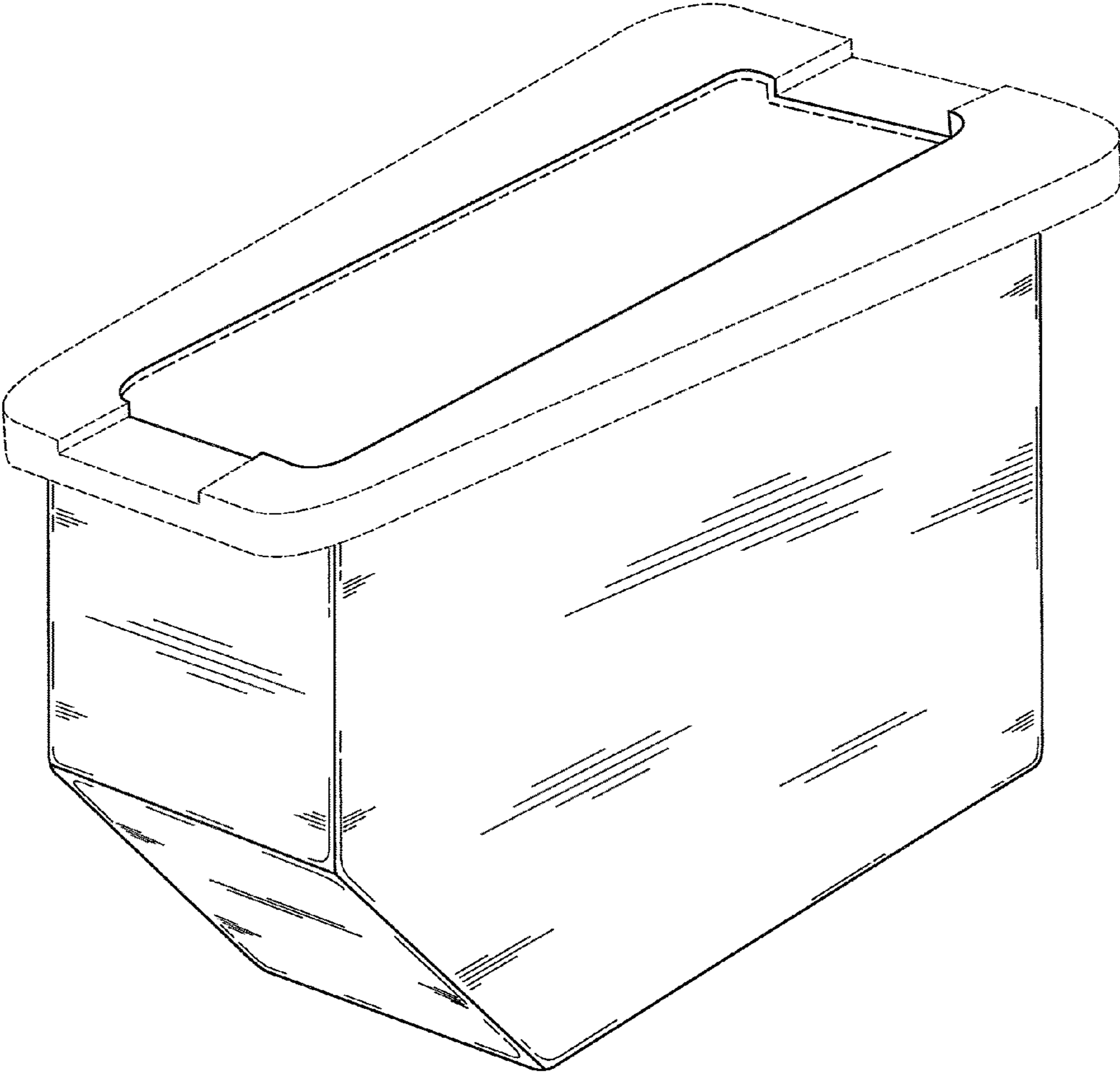


FIG. 7