



US00D655004S

(12) **United States Design Patent**  
**Ruiz, Sr. et al.**

(10) **Patent No.:** **US D655,004 S**

(45) **Date of Patent:** **\*\* Feb. 28, 2012**

- (54) **DISPENSING APPLICATOR**
  - (75) Inventors: **Rafael Ruiz, Sr.**, Hudson, NC (US);  
**Sheng Zhang**, Hickory, NC (US);  
**Martin Krauss**, Fort Myers, FL (US)
  - (73) Assignee: **Adhezion Biomedical, LLC.**,  
Wyomissing, PA (US)
  - (\*\*) Term: **14 Years**
  - (21) Appl. No.: **29/386,453**
  - (22) Filed: **Mar. 1, 2011**
  - (51) **LOC (9) Cl.** ..... **24-02**
  - (52) **U.S. Cl.** ..... **D24/133; D9/723**
  - (58) **Field of Classification Search** ..... D24/133,  
D24/112, 119, 207; D19/66; D9/723-729,  
D9/695-697, 730, 732, 733; 239/591, 593;  
602/901; 604/1; 606/41
- See application file for complete search history.

- D422,902 S \* 4/2000 Kikuchi ..... D9/689
- D429,847 S 8/2000 Lang
- D430,298 S 8/2000 Holms
- D438,469 S \* 3/2001 Breidenbach et al. .... D9/504
- D439,705 S \* 3/2001 Lerolle ..... D28/76
- D441,447 S 5/2001 Hjertman et al.
- D443,930 S 6/2001 Nestenborg
- D465,385 S \* 11/2002 Miller ..... D7/523
- D484,371 S \* 12/2003 Tang et al. .... D7/679
- D497,949 S \* 11/2004 Furlong et al. .... D19/43
- 6,913,405 B2 \* 7/2005 Fischer et al. .... 401/6
- D508,079 S \* 8/2005 Qiu ..... D19/43
- 6,981,664 B1 1/2006 Fugere
- D540,470 S 4/2007 Boone et al.
- D541,931 S \* 5/2007 Tsauro ..... D24/119
- D543,469 S 5/2007 Py et al.
- D550,283 S 9/2007 Koreska
- D553,738 S \* 10/2007 Simonson ..... D24/133
- D559,385 S 1/2008 Boone et al.
- D561,046 S 2/2008 Kerman
- D567,598 S \* 4/2008 Lee ..... D7/679
- D570,708 S 6/2008 Kerman

(Continued)

(56) **References Cited**

U.S. PATENT DOCUMENTS

- D212,351 S \* 10/1968 Strobe ..... D9/689
- D233,449 S \* 10/1974 Zauner ..... D9/696
- 4,126,249 A \* 11/1978 Wood ..... 222/92
- D274,697 S 7/1984 Venne
- D300,118 S 3/1989 Venne et al.
- 4,844,250 A 7/1989 Holoubek et al.
- D303,926 S \* 10/1989 Venne et al. .... D9/725
- D307,191 S 4/1990 Blutenthal
- D327,006 S \* 6/1992 Bostwick et al. .... D9/502
- D347,390 S \* 5/1994 Kovacic et al. .... D9/539
- D364,923 S 12/1995 Chou
- D376,204 S 12/1996 Huculak et al.
- D376,422 S 12/1996 Bailey
- D390,117 S 2/1998 Kan et al.
- D407,980 S \* 4/1999 Dinand ..... D9/500
- D414,688 S 10/1999 Loeb et al.
- D418,246 S 12/1999 Turri
- D420,739 S \* 2/2000 Moreau-Defarges ..... D24/112

Primary Examiner — Bridge L Eland

(74) *Attorney, Agent, or Firm* — Standley Ronon Stevens & Young, LLP

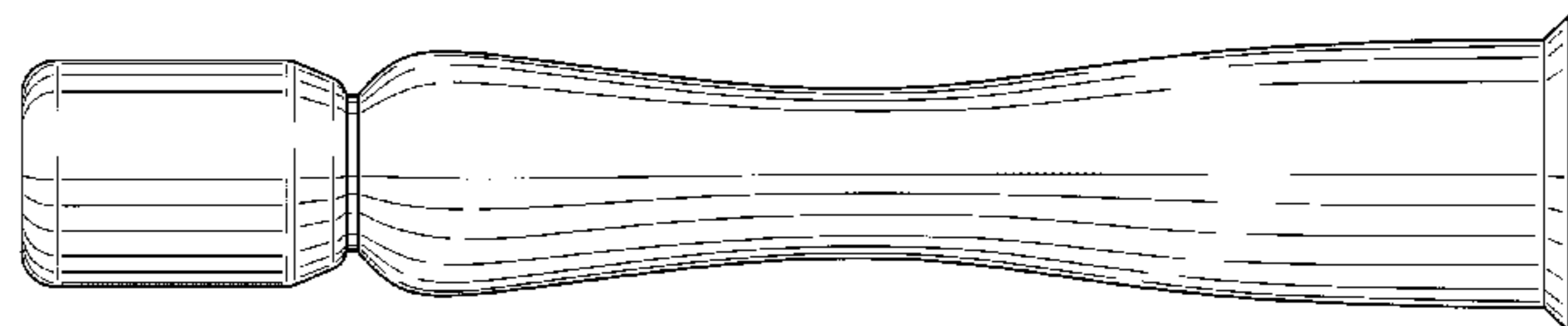
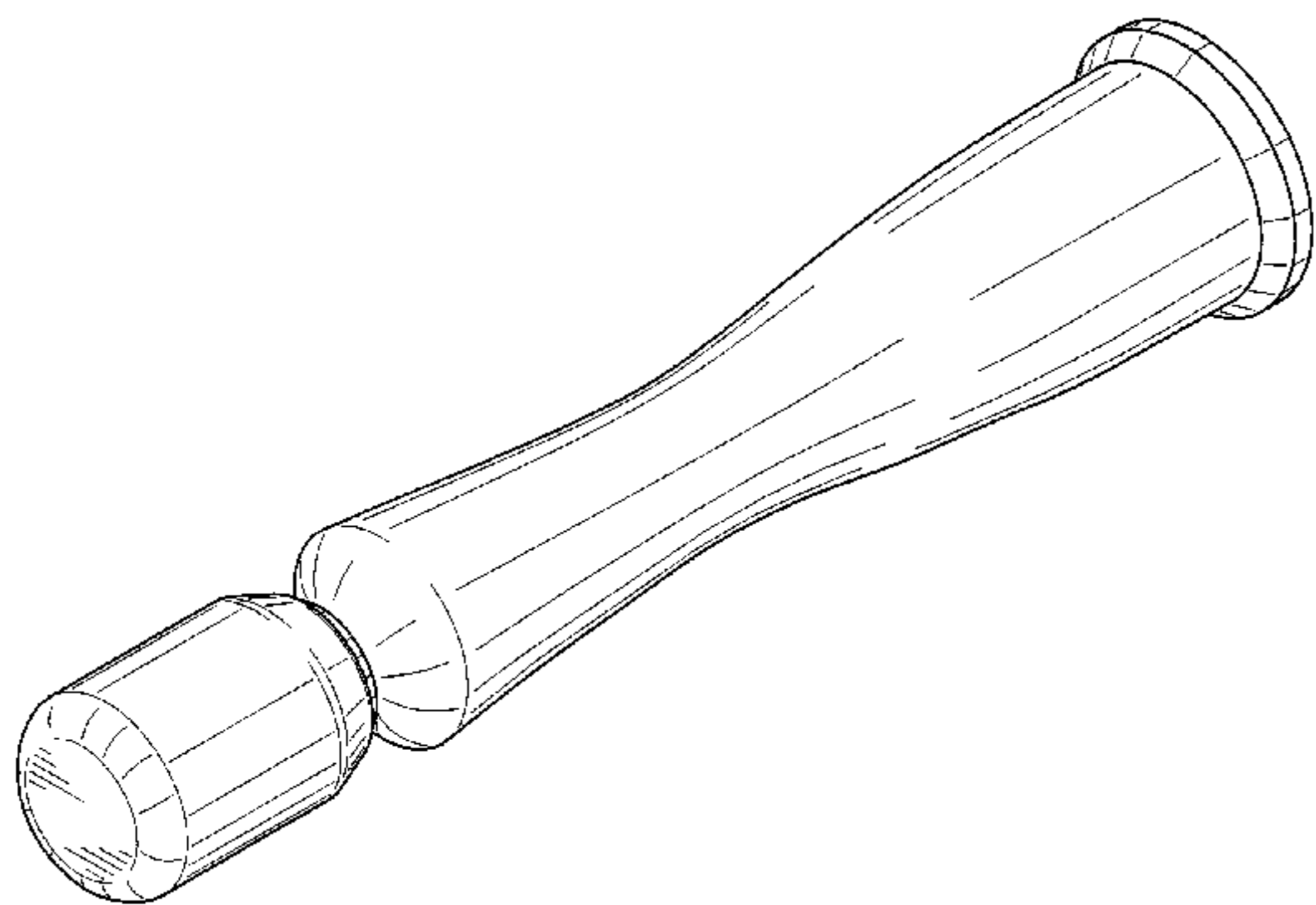
(57) **CLAIM**

The ornamental design for dispensing applicator, substantially as shown and described.

**DESCRIPTION**

FIG. 1 is a perspective view of the ornamental design for the dispensing applicator;  
FIG. 2 is a side view of the ornamental design for the dispensing applicator;  
FIG. 3 is a front view of the ornamental design for the dispensing applicator; and,  
FIG. 4 is a rear view of the ornamental design for the dispensing applicator.

**1 Claim, 2 Drawing Sheets**



# US D655,004 S

Page 2

---

## U.S. PATENT DOCUMENTS

D575,640 S *	8/2008	Alaama et al. ....	D9/500	D641,468 S *	7/2011	Ruiz et al. ....	D24/133
D599,014 S	8/2009	Boone et al.		D641,469 S *	7/2011	Ruiz et al. ....	D24/133
D611,986 S *	3/2010	Ott et al. ....	D19/43	D641,870 S *	7/2011	Anglay et al. ....	D24/133
D613,335 S *	4/2010	Gerules et al. ....	D19/41	2008/0033280 A1	2/2008	Lubbock et al.	
7,785,026 B2	8/2010	Eng et al.		2010/0274258 A1	10/2010	Silvestrini et al.	
D624,415 S *	9/2010	Chupak .....	D9/500	2011/0028883 A1	2/2011	Juan, Jr. et al.	

\* cited by examiner

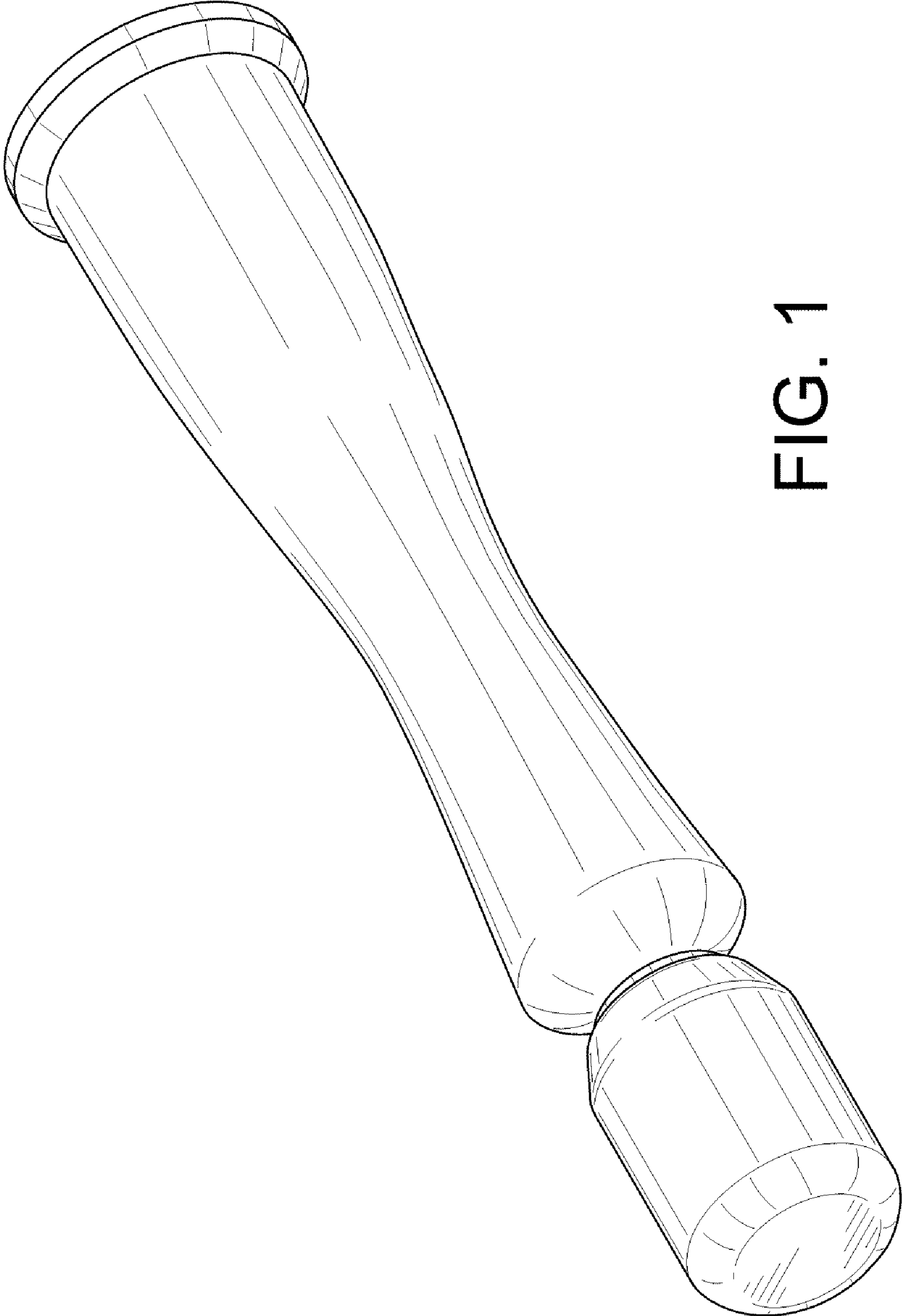


FIG. 1



FIG. 2

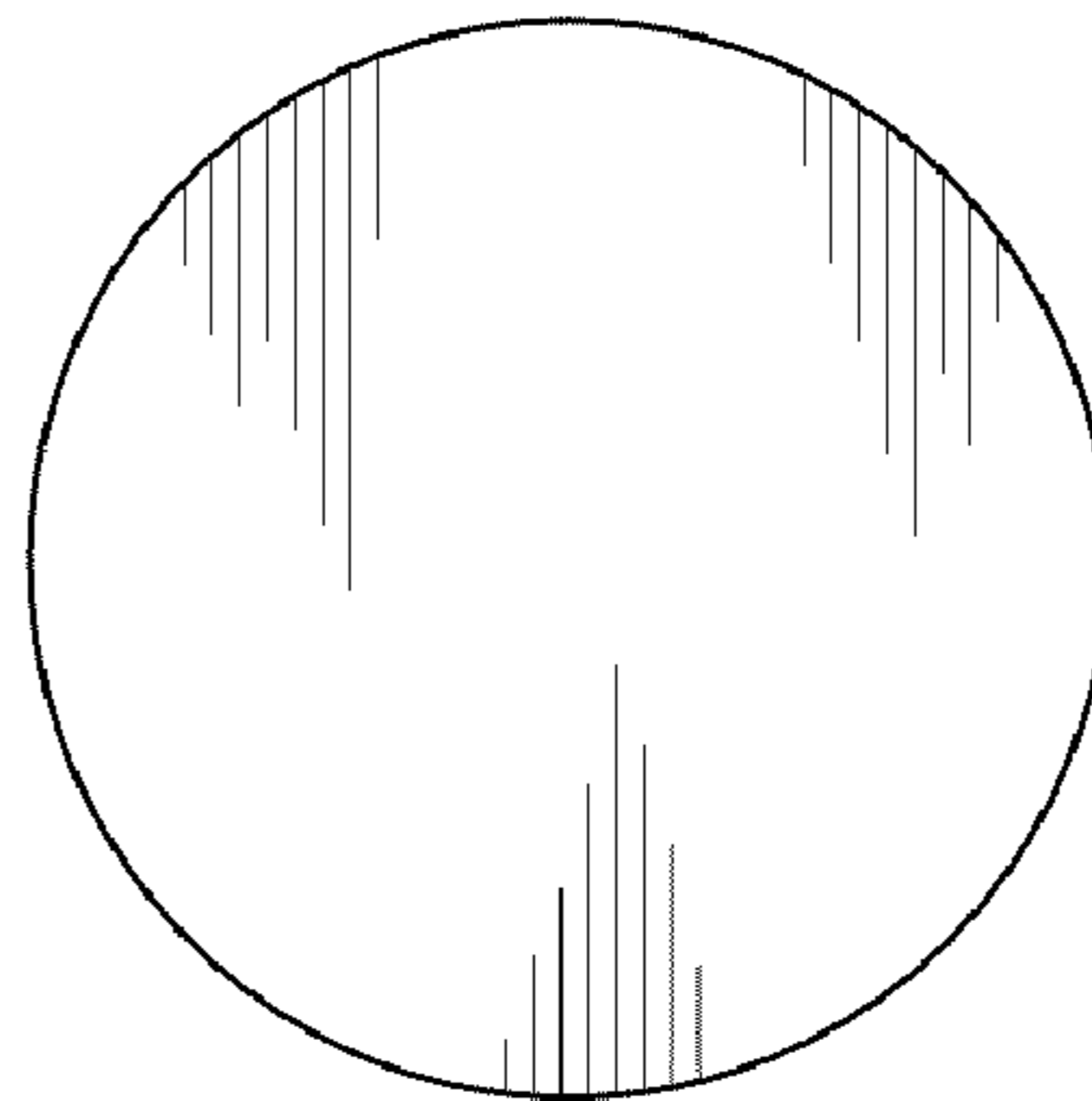


FIG. 4

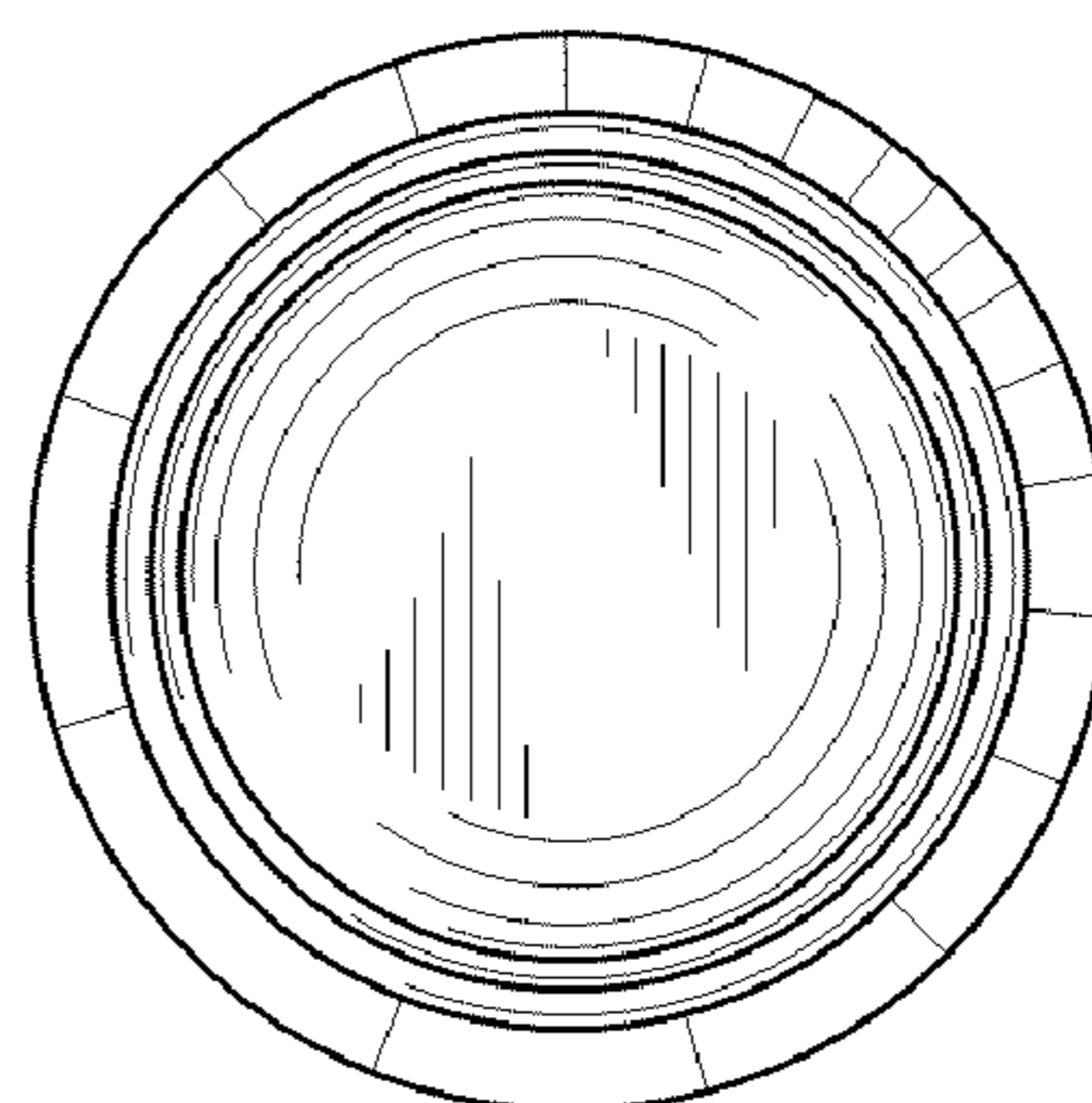


FIG. 3