



US00D654996S

(12) **United States Design Patent**  
**Asofsky et al.**

(10) **Patent No.:** **US D654,996 S**

(45) **Date of Patent:** **\*\* Feb. 28, 2012**

(54) **ELECTRIC FIREPLACE**

(75) Inventors: **Mark Asofsky**, Delray Beach, FL (US);  
**Tyler Nemes**, Delray Beach, FL (US)

(73) Assignee: **Twin-Star International, Inc.**, Delray  
Beach, FL (US)

(\*\*) Term: **14 Years**

(21) Appl. No.: **29/392,356**

(22) Filed: **May 19, 2011**

(51) **LOC (9) Cl.** ..... **23-03**

(52) **U.S. Cl.** ..... **D23/332; D23/344**

(58) **Field of Classification Search** ..... D23/323,  
D23/328, 332, 336, 339, 342, 386, 338, 314,  
D23/317, 344, 343; 126/25 R, 67, 92 A,  
126/92 B, 9 A, 500, 520, 544, 547; 362/92,  
362/217, 253, 231; 431/331, 344

See application file for complete search history.

(56) **References Cited**

**U.S. PATENT DOCUMENTS**

D375,155 S *	10/1996	Radke	.....	D23/344
D383,836 S *	9/1997	Gerth	.....	D23/403
D411,293 S *	6/1999	Lipperini	.....	D23/342
D561,317 S *	2/2008	Ou et al.	.....	D23/344
D606,639 S *	12/2009	Chung	.....	D23/342

D614,752 S *	4/2010	Gallo	.....	D23/314
D631,533 S *	1/2011	Gallo	.....	D23/343
D638,922 S *	5/2011	Zhou	.....	D23/344

\* cited by examiner

*Primary Examiner* — T. Chase Nelson

*Assistant Examiner* — Ania Aman

(74) *Attorney, Agent, or Firm* — James David Johnson, P.A.;  
James David Johnson

(57) **CLAIM**

The ornamental designs for an electric fireplace, as shown and described.

**DESCRIPTION**

FIG. 1 is a perspective view of an ornamental design for an electric fireplace.

FIG. 2 is a front plan view of the electric fireplace of FIG. 1.

FIG. 3 is a left side view of the electric fireplace of FIG. 1.

FIG. 4 is a right side view of the electric fireplace of FIG. 1.

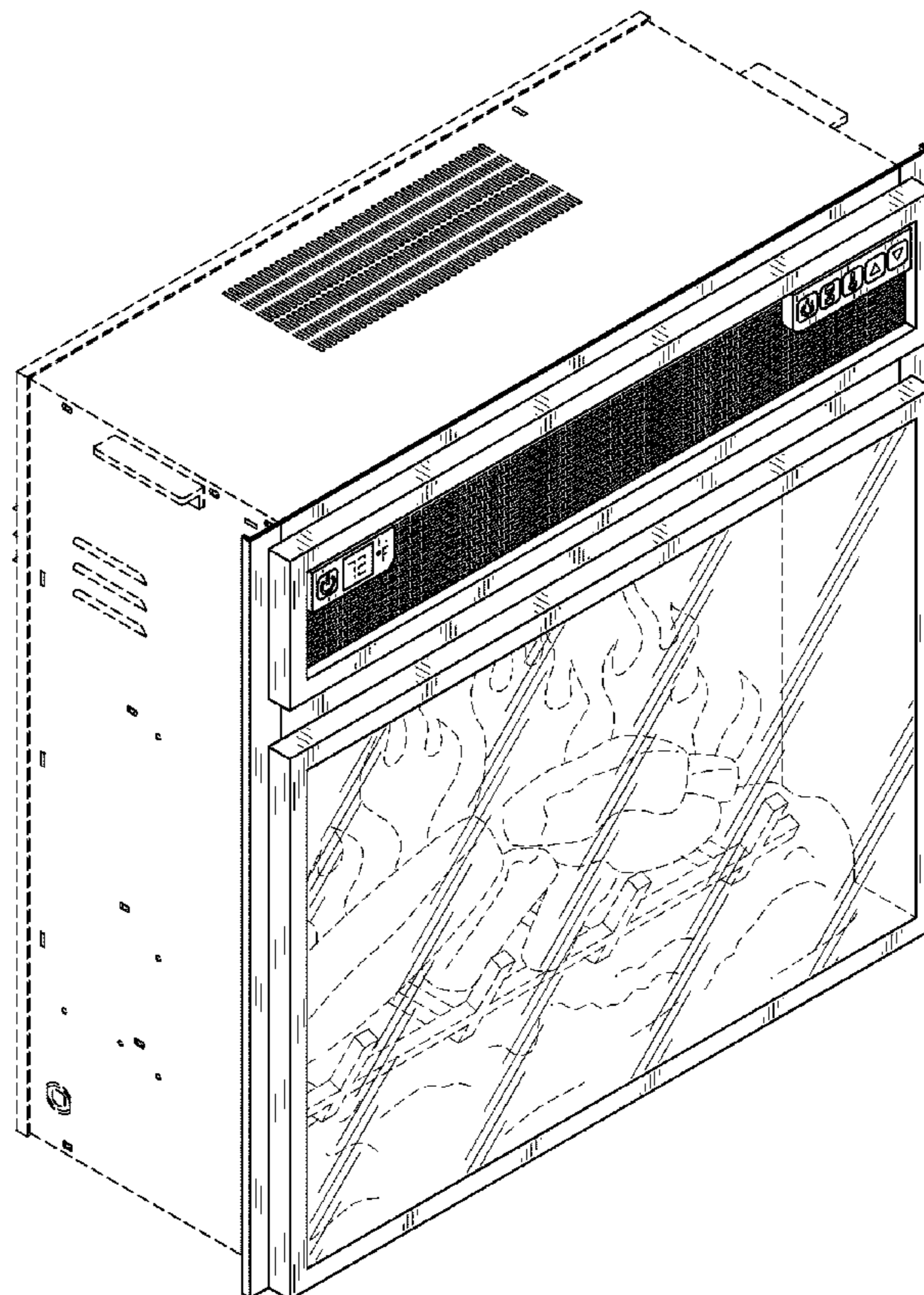
FIG. 5 is a top plan view of the electric fireplace of FIG. 1.

FIG. 6 is a bottom plan view of the electric fireplace of FIG. 1; and,

FIG. 7 is a rear plan view of the electric fireplace of FIG. 1.

The broken line illustration of log sets, and top, bottom, and rear portions is shown for the purpose of illustrating environmental structure of the article and forms no part of the claimed design.

**1 Claim, 5 Drawing Sheets**



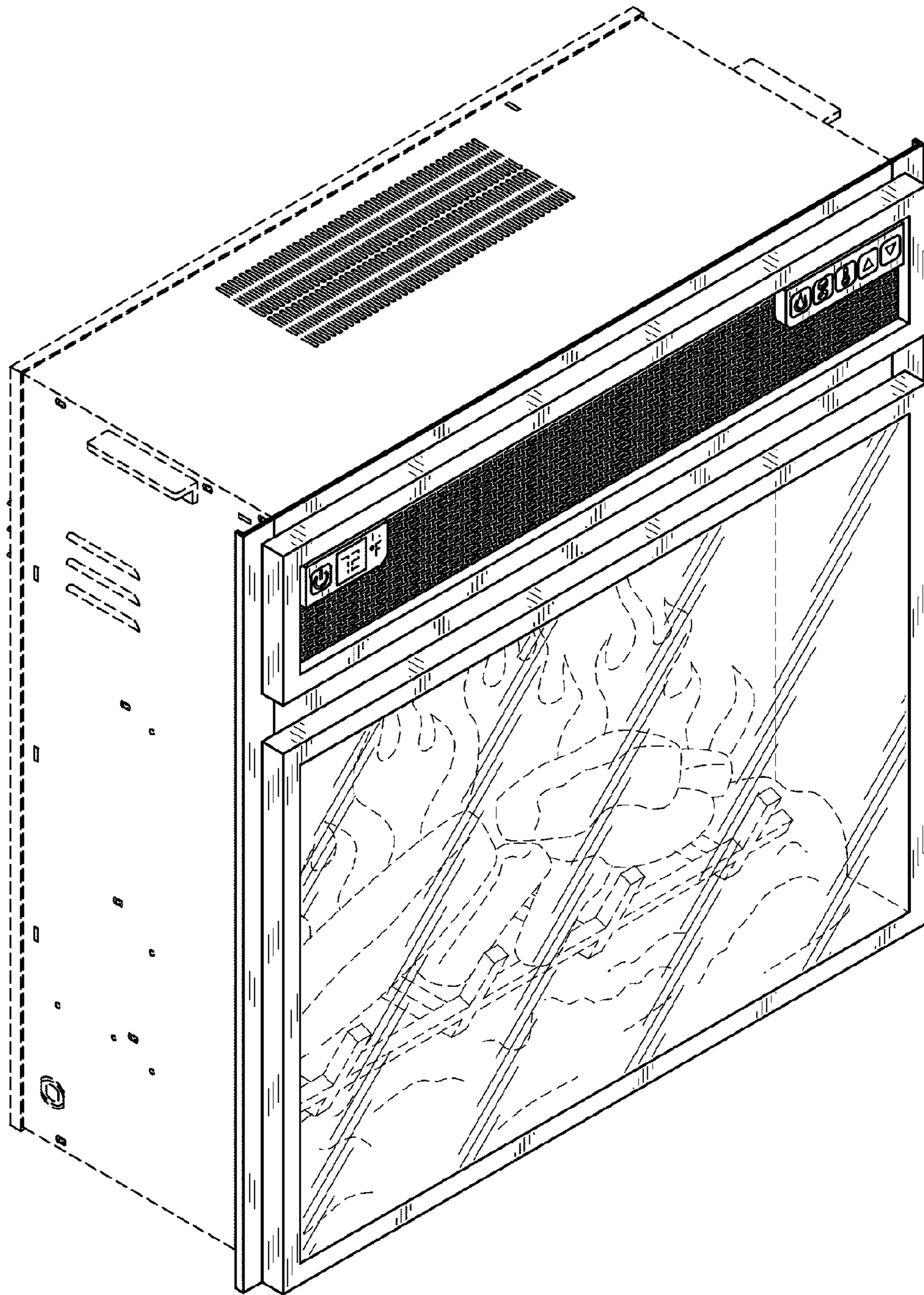


FIG. 1

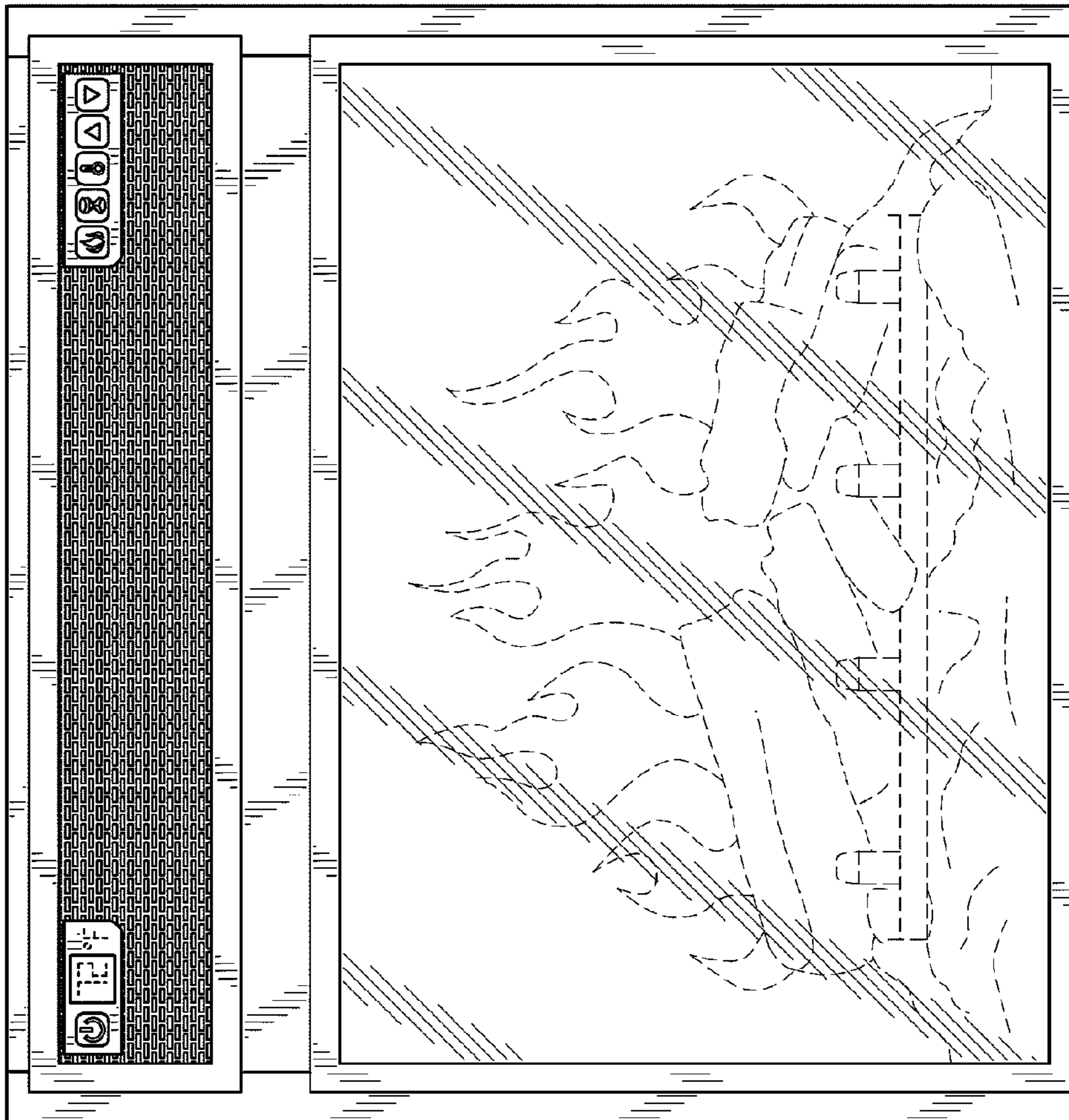


FIG. 2

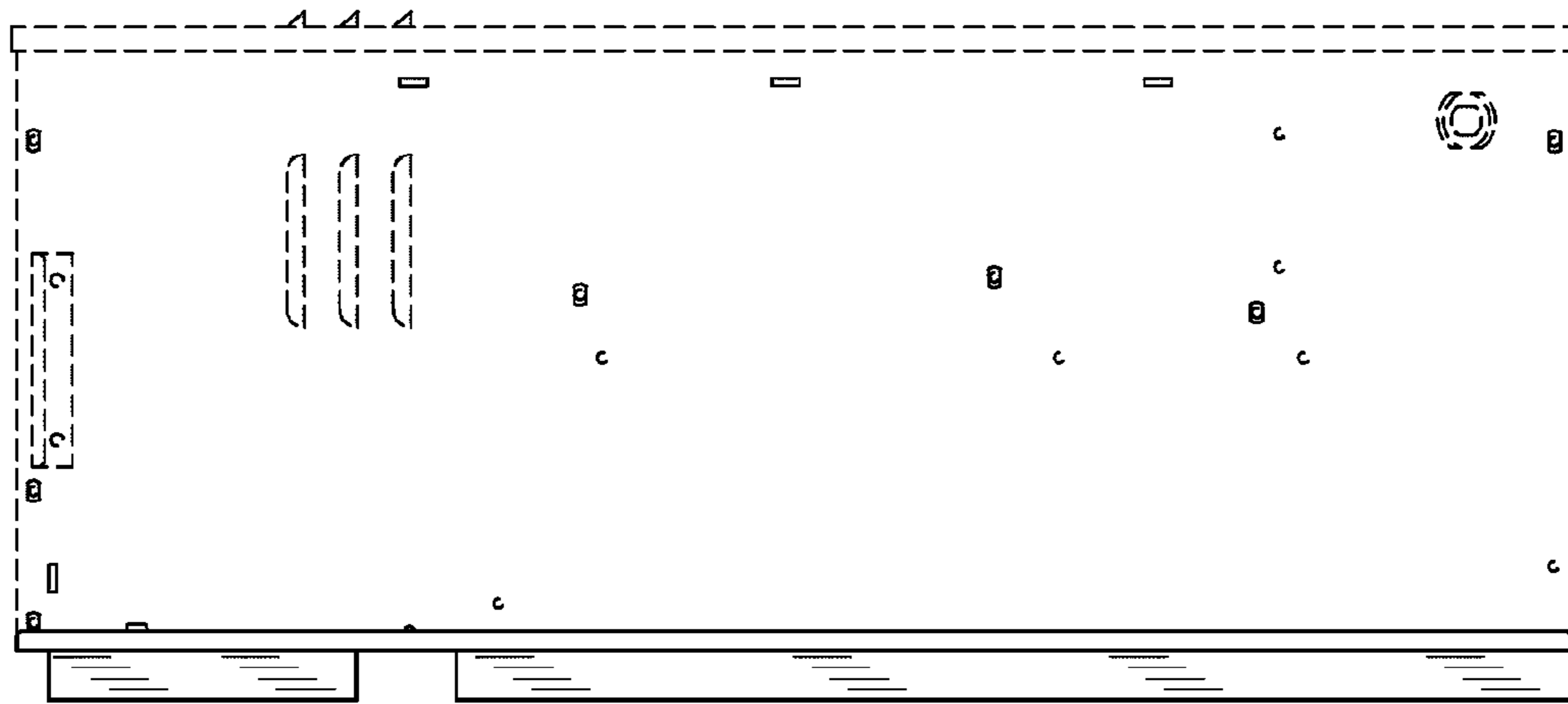


FIG. 4

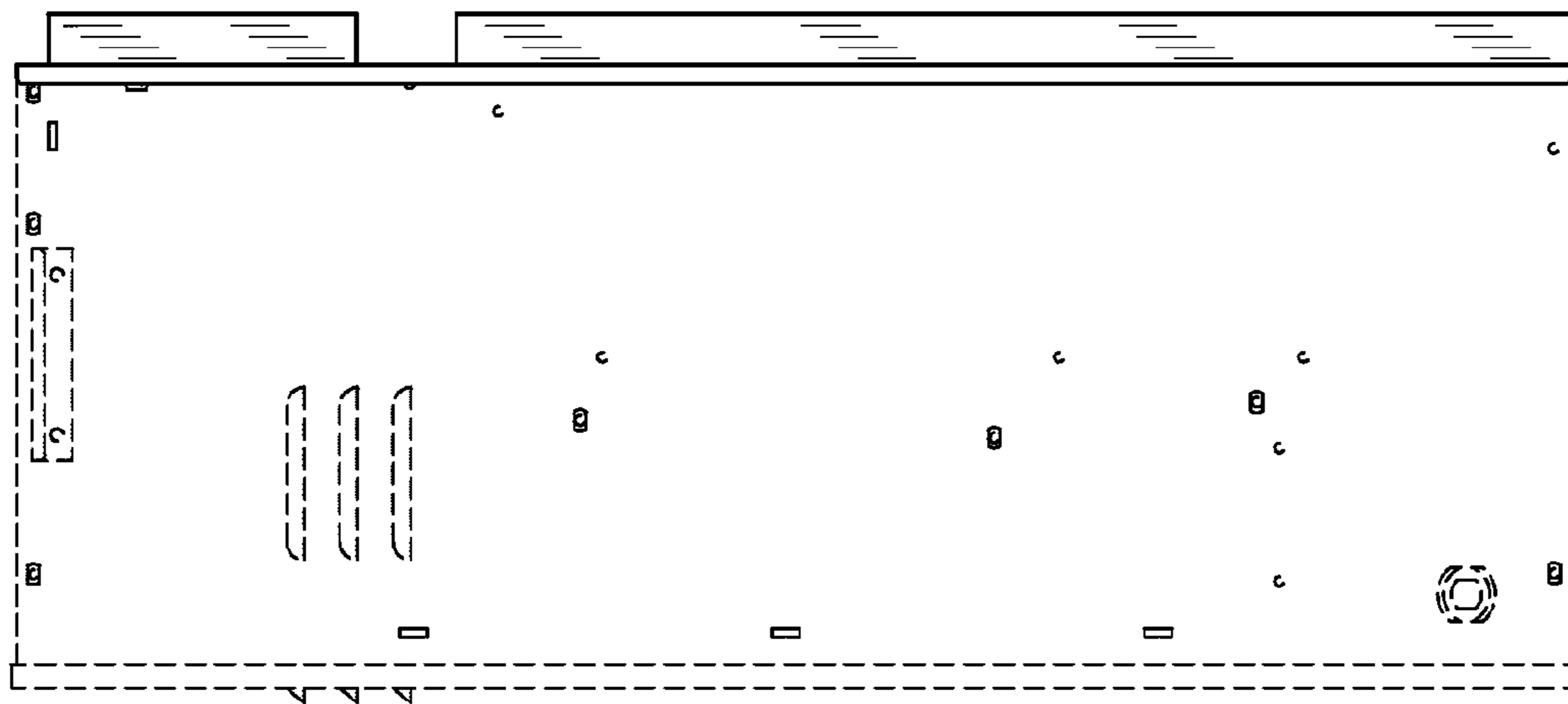


FIG. 3




FIG. 5




FIG. 6




FIG. 7