



US00D654994S

(12) **United States Design Patent**  
**Goncalves et al.**

(10) **Patent No.:** **US D654,994 S**

(45) **Date of Patent:** **\*\* Feb. 28, 2012**

(54) **DECORATIVE FEET**

(75) Inventors: **Esmeralda Goncalves**, Arrifana VFR  
(PT); **Joaquim Oliveira**, Arrifana VFR  
(PT)

(73) Assignee: **Metalurgica Recor, SA**, Arrifana VFR  
(PT)

(\*\*) Term: **14 Years**

(21) Appl. No.: **29/359,877**

(22) Filed: **Apr. 16, 2010**

(51) **LOC (9) Cl.** ..... **23-02**

(52) **U.S. Cl.** ..... **D23/304**

(58) **Field of Classification Search** ..... D23/280.4,  
D23/303-304; 4/538

See application file for complete search history.

(56) **References Cited**

**U.S. PATENT DOCUMENTS**

D23,351 S \* 6/1894 Peet ..... D23/308  
D273,889 S \* 5/1984 Ragonot ..... D23/304

D412,029 S \* 7/1999 Svendsen ..... D23/304  
D596,277 S \* 7/2009 Williams ..... D23/304  
D640,354 S \* 6/2011 Goncalves et al. .... D23/280.4

\* cited by examiner

*Primary Examiner* — Robert Delehanty

(74) *Attorney, Agent, or Firm* — Morgan, Lewis & Bockius  
LLP

(57) **CLAIM**

The ornamental design for decorative feet, as shown and described.

**DESCRIPTION**


FIG. 1 is a front side view of the decorative feet of the new design.

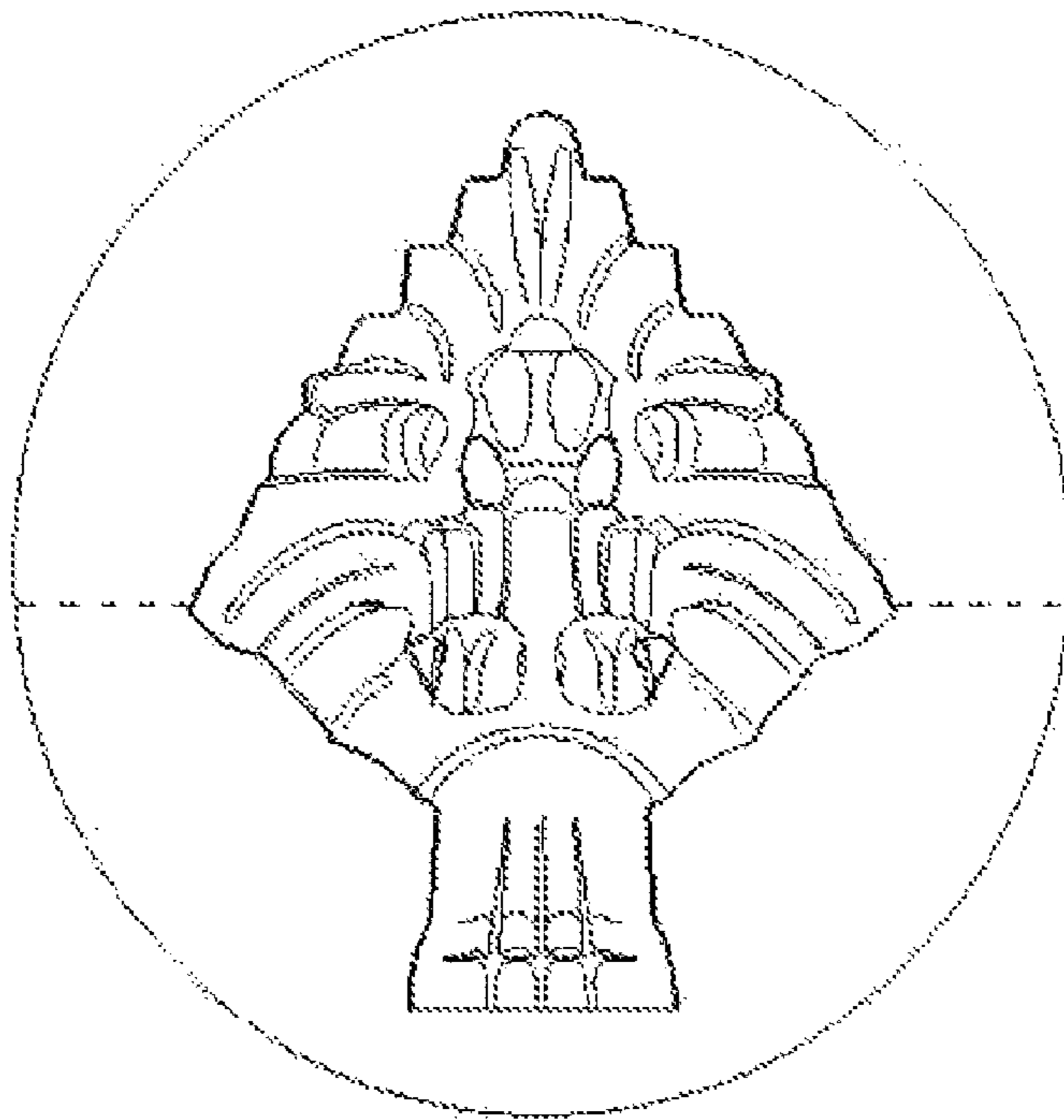
FIG. 2 is a lateral view of the right side of the decorative feet of the new design. The lateral view of the left side is identical; and,

FIG. 3 is an overall perspective view of the decorative feet of the new design.

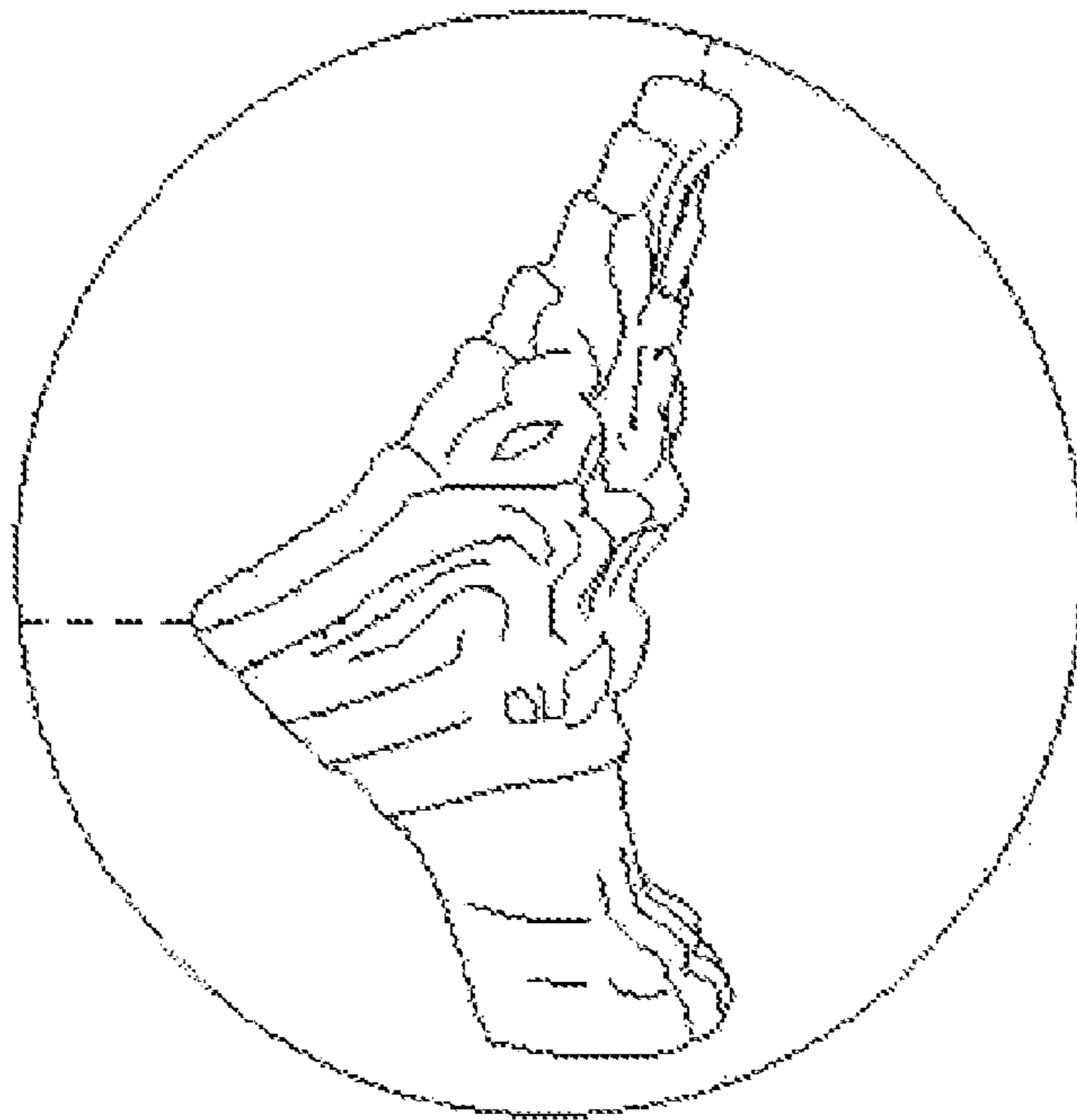
The broken lines shown in the drawings are included for the purpose of illustration and form no part of the claimed design.

**1 Claim, 3 Drawing Sheets**

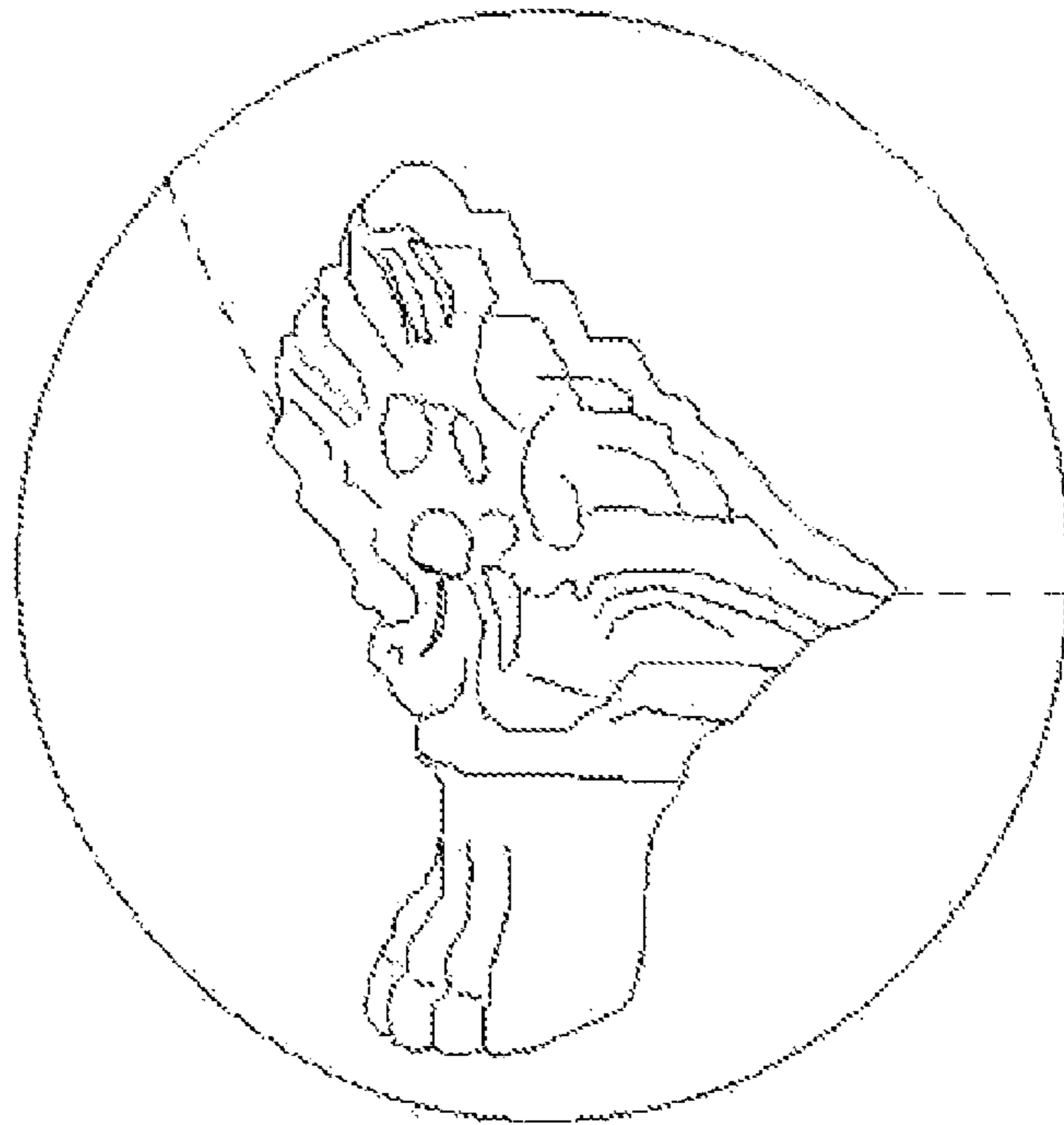




**FIG. 1**



**FIG. 2**



**FIG. 3**