



US00D654968S

(12) **United States Design Patent**
Ward

(10) **Patent No.:** **US D654,968 S**

(45) **Date of Patent:** **** Feb. 28, 2012**

(54) **HANGING PLUSH TOY**

(76) Inventor: **Timothy M. Ward**, Westfield, NJ (US)

(**) Term: **14 Years**

(21) Appl. No.: **29/404,689**

(22) Filed: **Oct. 24, 2011**

Related U.S. Application Data

(63) Continuation of application No. 29/374,026, filed on Jun. 23, 2011, now Pat. No. Des. 647,578.

(51) **LOC (9) Cl.** **21-01**

(52) **U.S. Cl.** **D21/621**

(58) **Field of Classification Search** D21/621,
D21/623, 624, 625, 628, 630, 631, 633, 640,
D21/643-649, 659; 446/268, 360, 361, 376,
446/379, 382-384; D6/595-601; D3/207-211
See application file for complete search history.

(56) **References Cited**

U.S. PATENT DOCUMENTS

D33,634 S *	12/1900	Lord	D3/210
2,183,994 A *	12/1939	Lindquist	70/458
D281,210 S *	11/1985	Roberts	D6/502
D321,786 S *	11/1991	Kraus	D3/211
D368,823 S *	4/1996	Cancellieri	D6/599
D429,325 S *	8/2000	Macaree	D23/367
D439,099 S *	3/2001	Erickson	D6/601

D441,411 S *	5/2001	Griswell et al.	D21/621
D502,834 S *	3/2005	Wells	D6/601
D627,092 S *	11/2010	Puglisi	D26/47

* cited by examiner

Primary Examiner — Zenia Bennett

(74) *Attorney, Agent, or Firm* — Wadley & Patterson, P.C.;
Edward D. Lanquist; Matthew C. Cox

(57) **CLAIM**

What is claimed is the ornamental design for a hanging plush toy, as shown and described.

DESCRIPTION

FIG. 1 is a top view showing the hanging plush toy of Applicant's invention.

FIG. 2 is a left side view of the hanging plush toy of Applicant's invention.

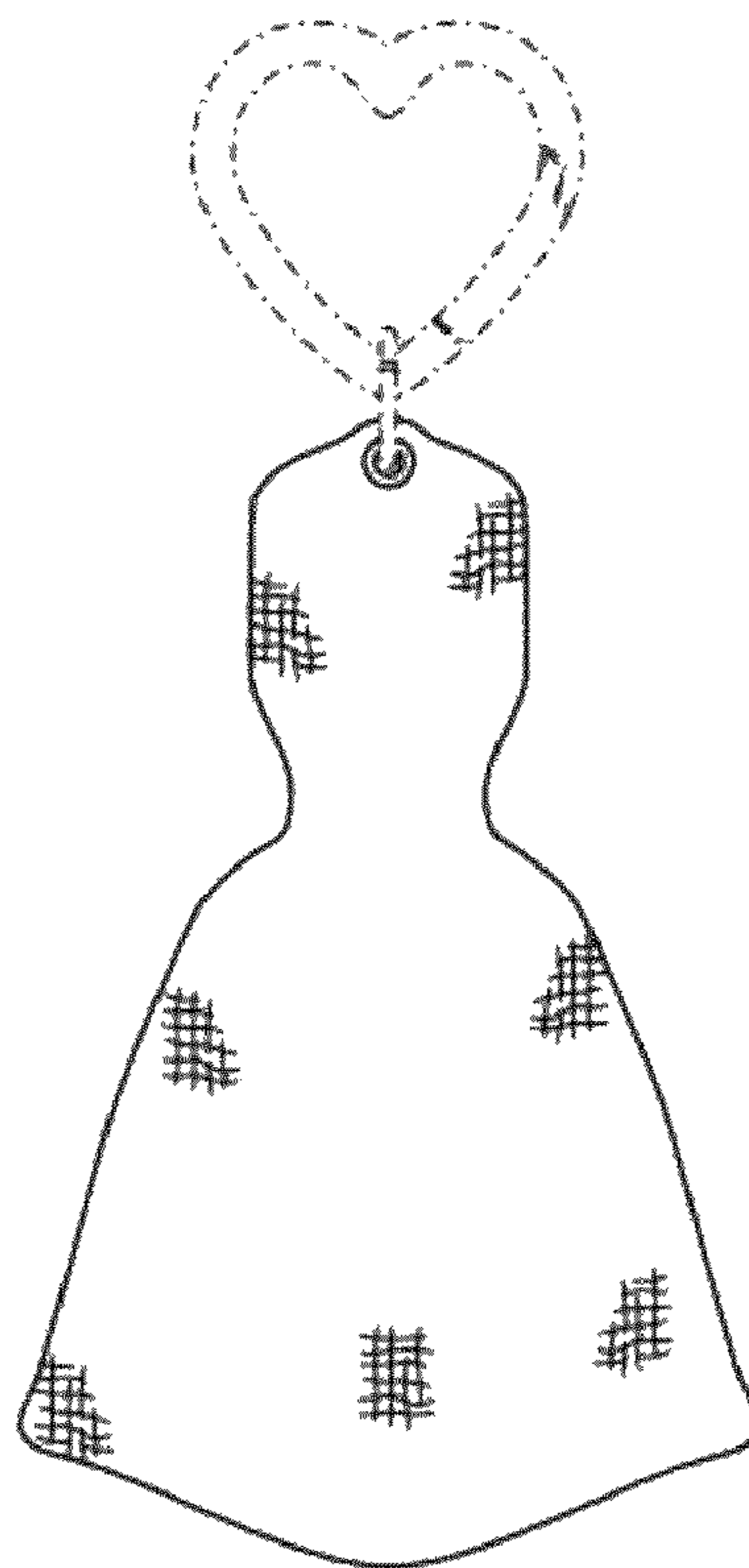
FIG. 3 is a frontal view of the hanging plush toy of Applicant's invention.

FIG. 4 is a right side view of the hanging plush toy of Applicant's invention; and,

FIG. 5 is an underside view of the hanging plush toy of Applicant's invention.

In the Figures, the dashed lines represent stitching. The broken dash-dot-dash lines showing environmental structure which define the bounds of the claimed design form no part thereof.

1 Claim, 1 Drawing Sheet






FIG. 1




FIG. 2

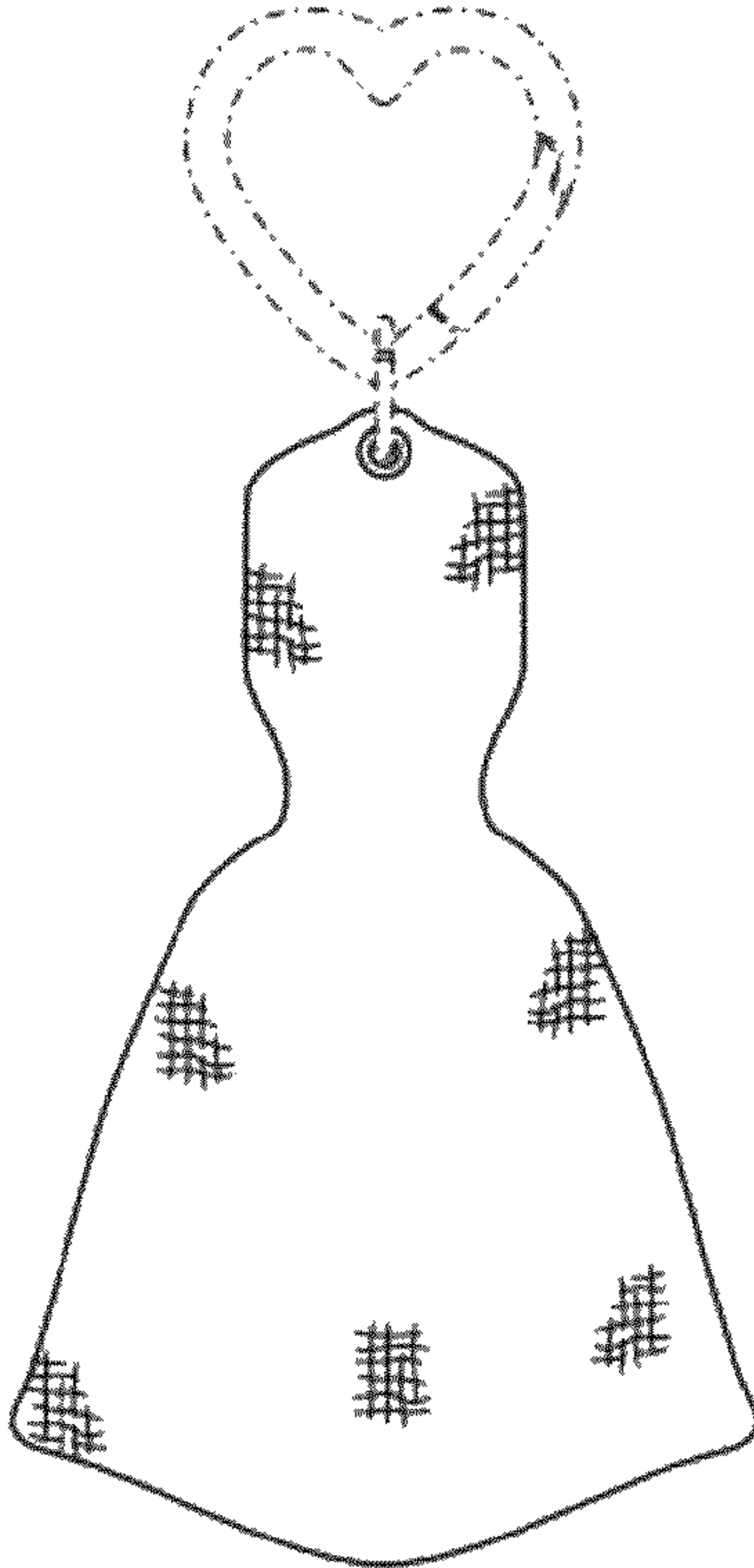


FIG. 3



FIG. 4



FIG. 5