



US00D654954S

(12) **United States Design Patent**  
**Chuang**

(10) **Patent No.:** **US D654,954 S**

(45) **Date of Patent:** **\*\* Feb. 28, 2012**

(54) **BUSINESS CARD HOLDER**

(75) Inventor: **Chih-Wei Chuang**, Edison, NJ (US)

(73) Assignee: **Officemate International Corp.**,  
Edison, NJ (US)

(\*\*) Term: **14 Years**

(21) Appl. No.: **29/373,279**

(22) Filed: **Mar. 25, 2011**

(51) **LOC (9) Cl.** ..... **19-02**

(52) **U.S. Cl.** ..... **D19/91**

(58) **Field of Classification Search** ..... D6/310,  
D6/419, 490, 567; D19/75, 78, 86, 87, 90,  
D19/91; D20/43; 206/215, 425; 211/11,  
211/45, 50; 248/444.1, 447.1, 452, 453,  
248/460

See application file for complete search history.

(56) **References Cited**

**U.S. PATENT DOCUMENTS**

D46,314 S *	8/1914	Levy	.....	D6/310
2,207,286 A *	7/1940	Cohen	.....	269/6
2,555,986 A *	6/1951	Miller	.....	40/124.06
D173,428 S *	11/1954	Harter	.....	D6/308
D225,638 S *	12/1972	Christianson	.....	D23/410
D236,112 S *	7/1975	Statts	.....	D19/75
D248,110 S *	6/1978	Wright	.....	D24/227
D267,143 S *	12/1982	Gessing et al.	.....	D7/504
D276,779 S *	12/1984	Gomez	.....	D6/418
D278,394 S *	4/1985	Goetz et al.	.....	D6/310

D279,630 S *	7/1985	Bart	.....	D6/567
D357,405 S *	4/1995	Philippi	.....	D8/373
D420,704 S *	2/2000	Coe	.....	D19/75
6,129,323 A *	10/2000	Mandokoro et al.	.....	248/453
D451,292 S *	12/2001	Cheris et al.	.....	D6/349
D454,265 S *	3/2002	Lillelund et al.	.....	D6/475
D491,001 S *	6/2004	Adams et al.	.....	D6/419
D518,886 S *	4/2006	Hoffman et al.	.....	D23/410
D521,562 S *	5/2006	Richter	.....	D19/91
D526,357 S *	8/2006	Killinger et al.	.....	D19/90
2003/0234333 A1 *	12/2003	Kind	.....	248/441.1

\* cited by examiner

*Primary Examiner* — Elizabeth Albert

(74) *Attorney, Agent, or Firm* — Daniel Kirshner

(57) **CLAIM**

The ornamental design for a business card holder, as shown and described.

**DESCRIPTION**

FIG. 1 is a front perspective view of a business card holder showing the new design;

FIG. 2 is a rear perspective view thereof;

FIG. 3 is a top view thereof;

FIG. 4 is a bottom view thereof;


FIG. 5 is a right side view thereof;

FIG. 6 is a left side view thereof;

FIG. 7 is a rear view thereof; and,

FIG. 8 is a front view thereof.

**1 Claim, 8 Drawing Sheets**



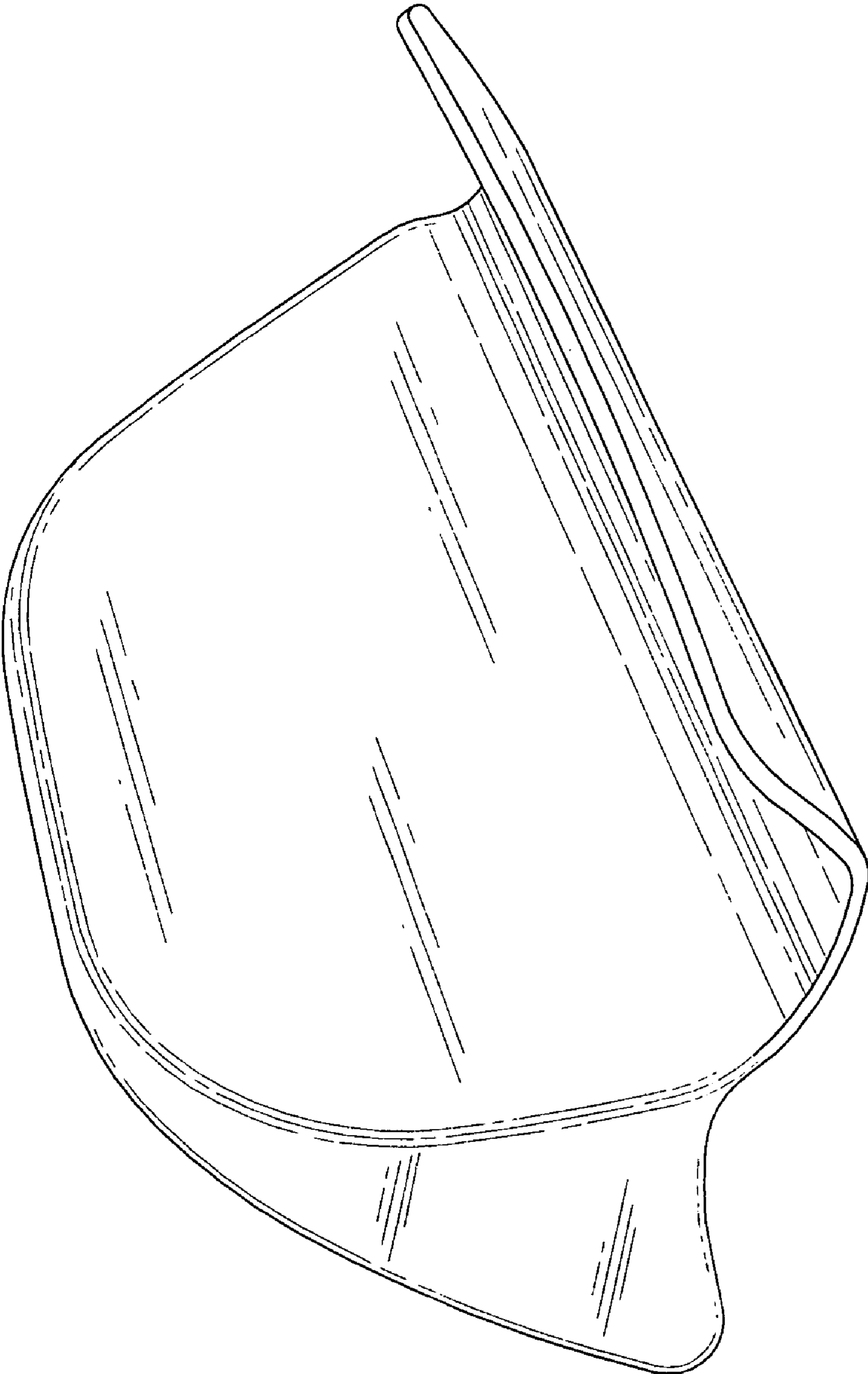


FIG. 1

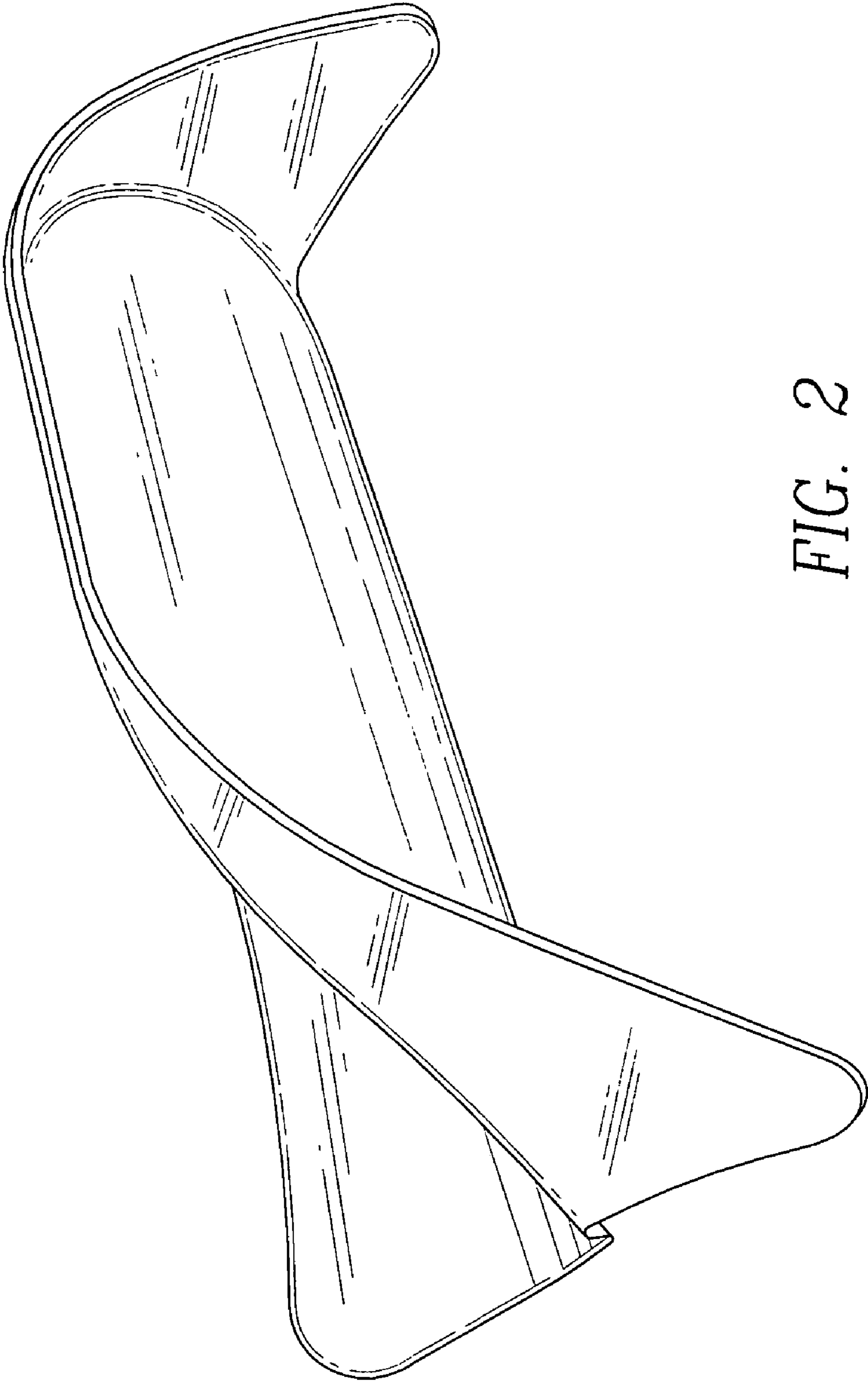

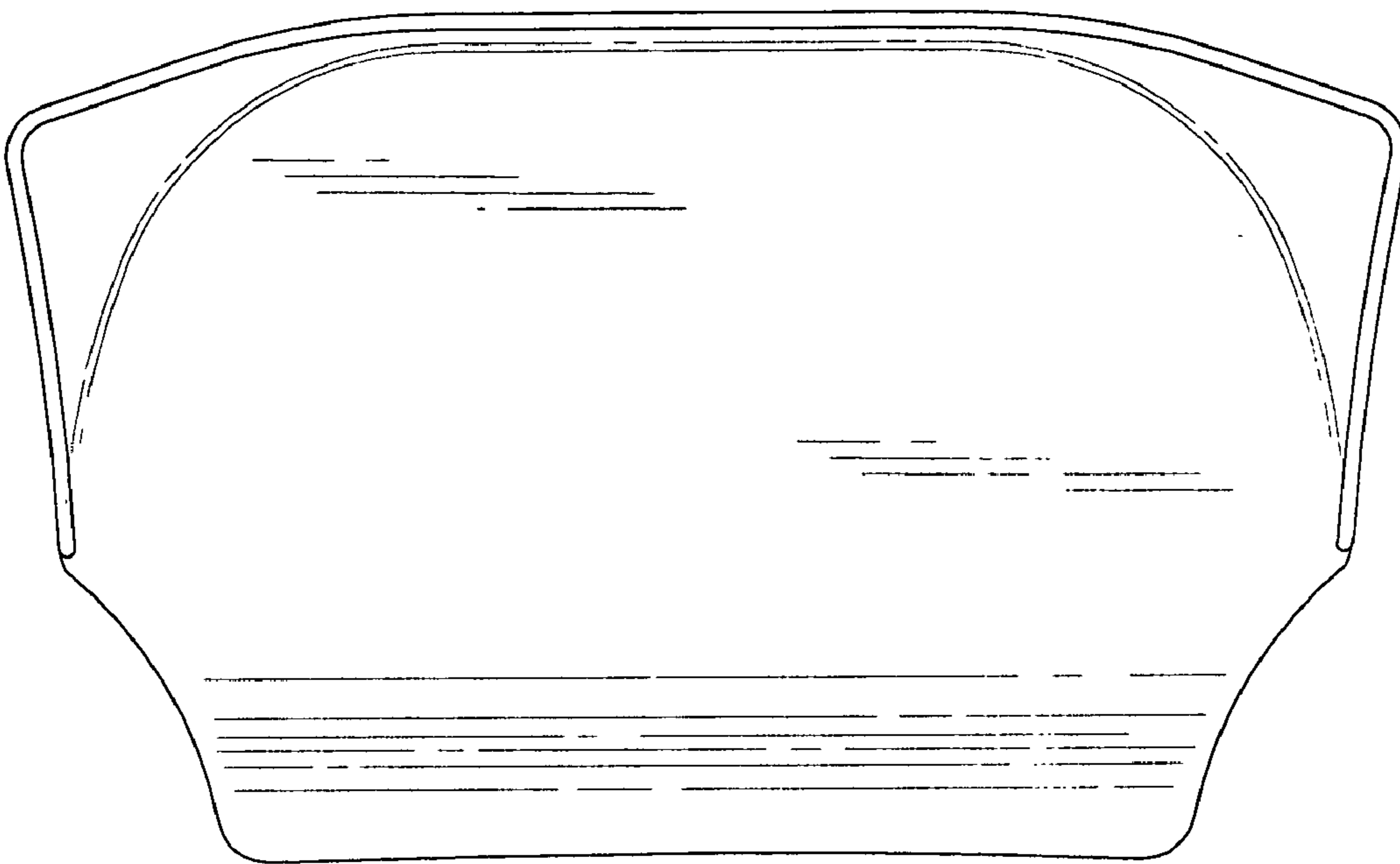


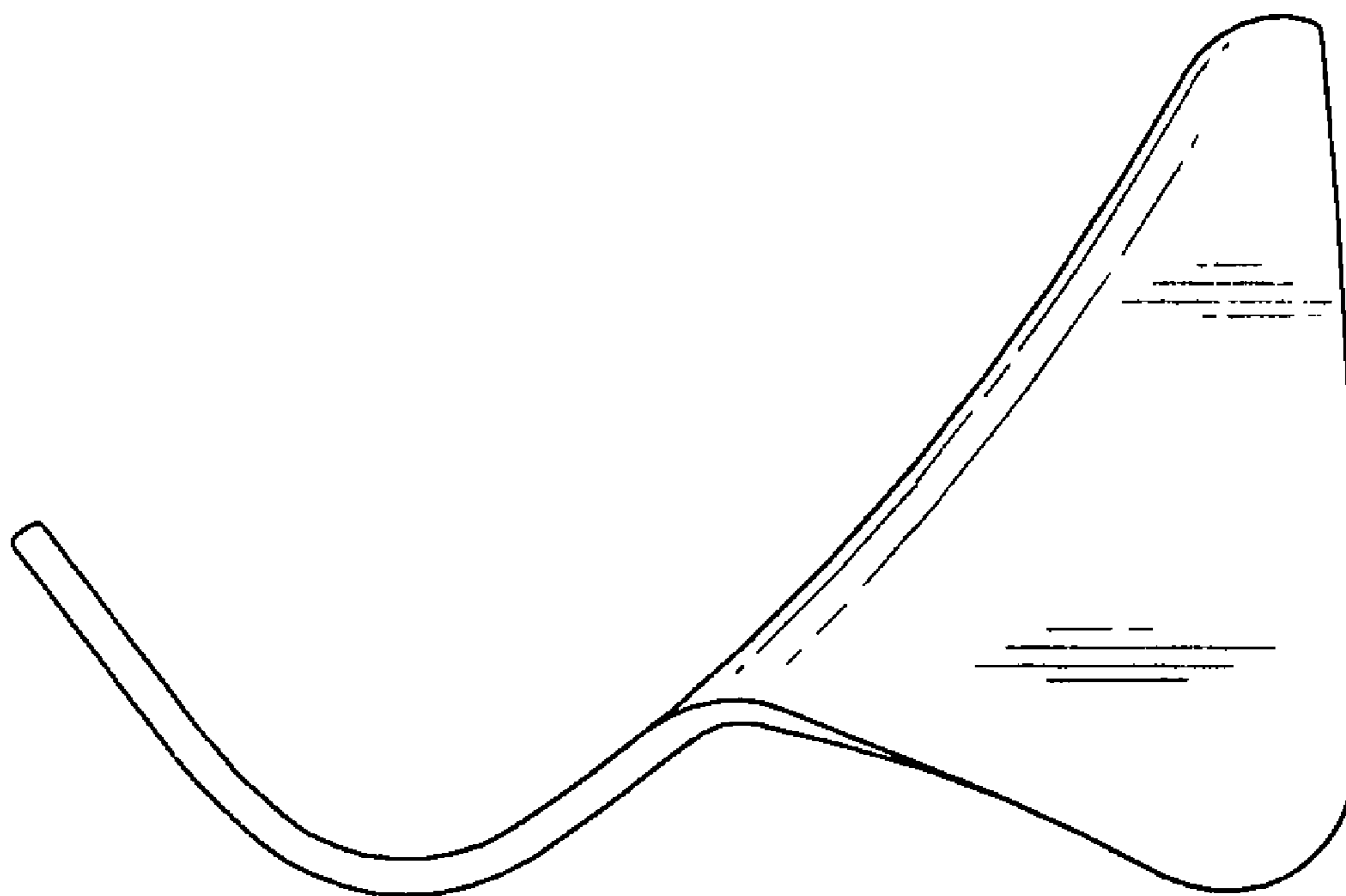
FIG. 2



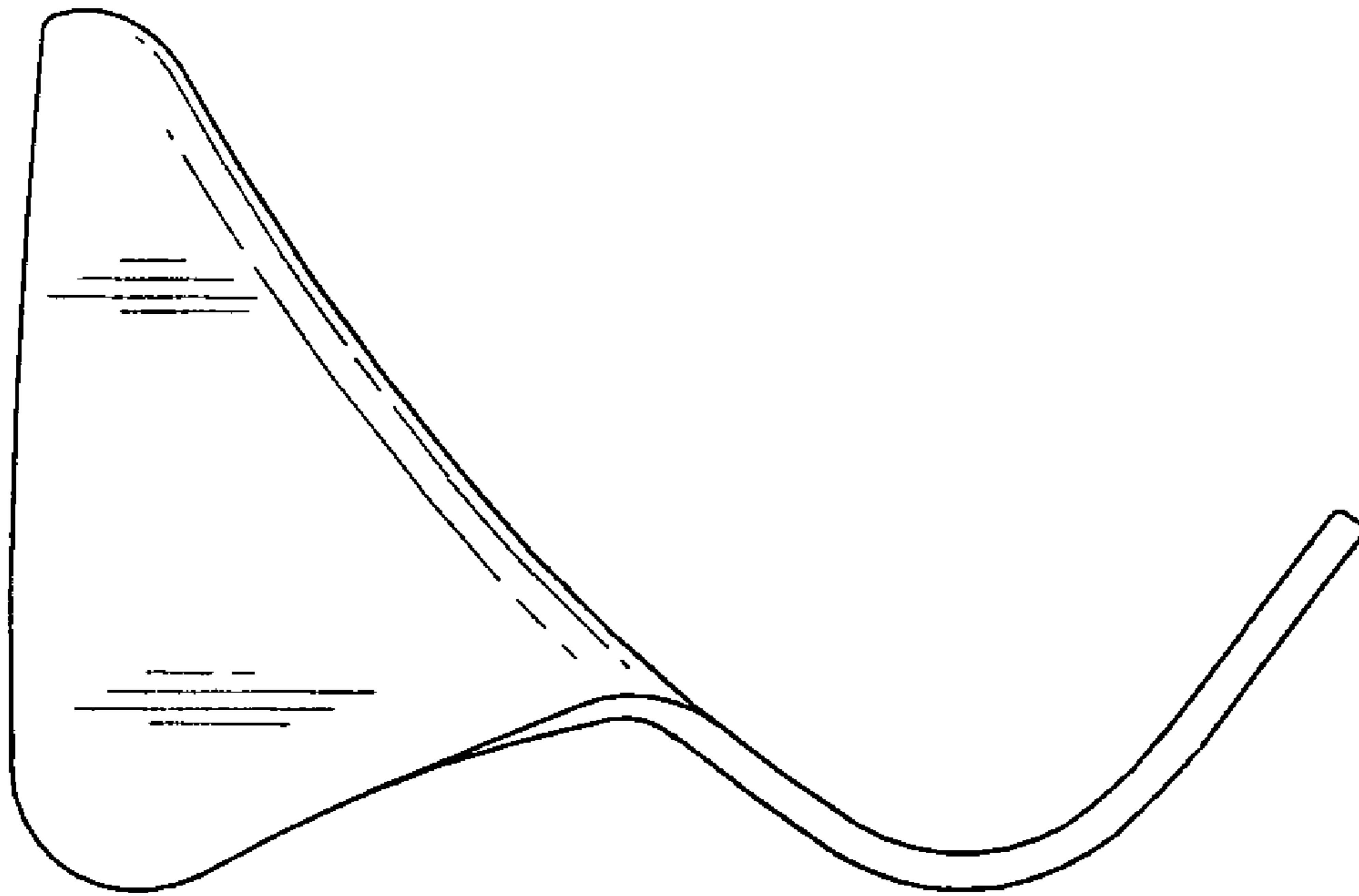
*FIG. 3*



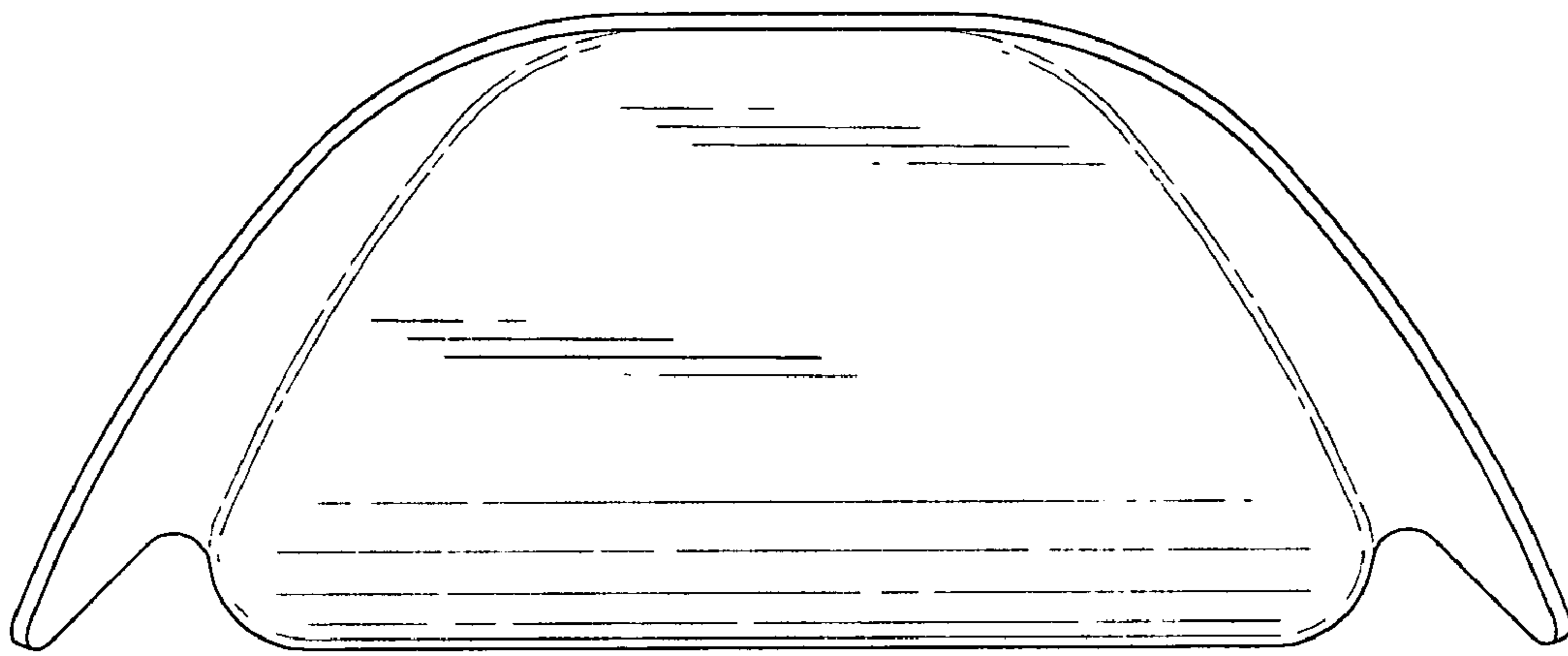
*FIG. 4*



*FIG. 5*

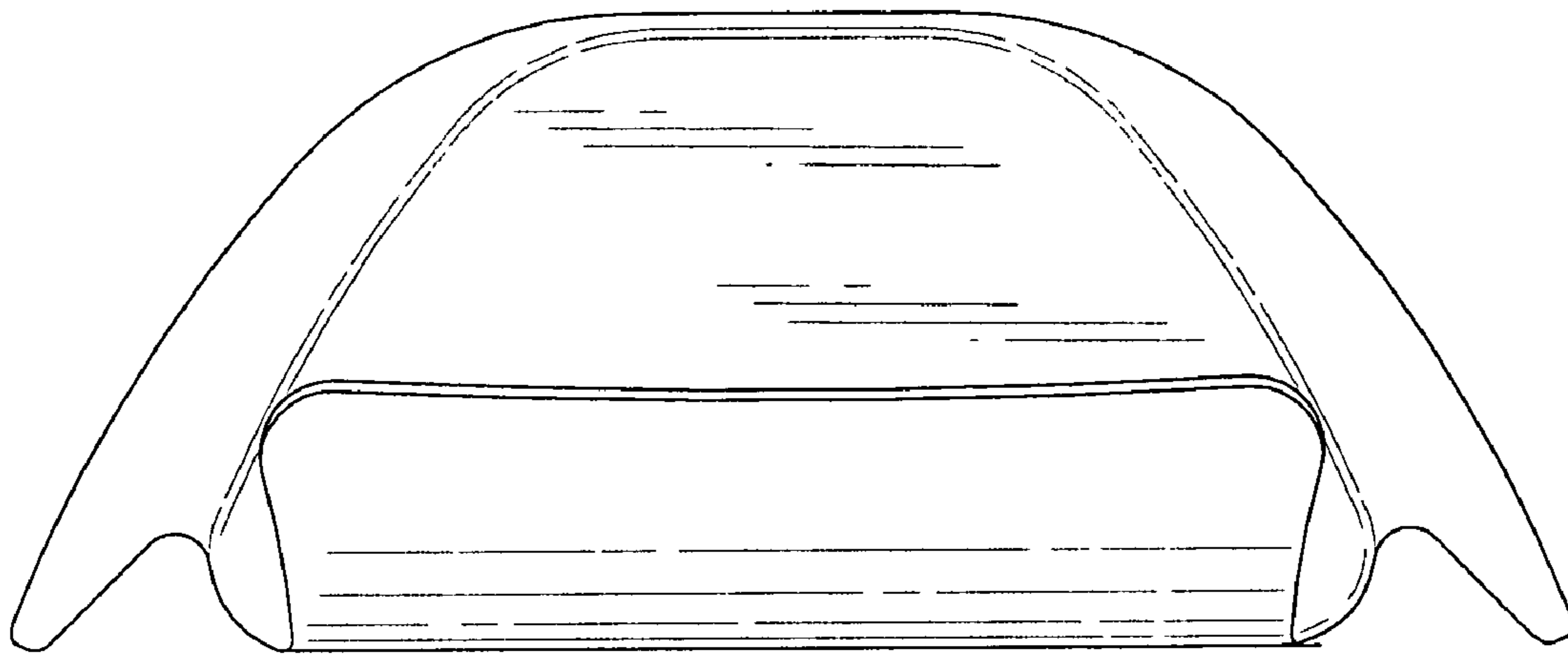


*FIG. 6*



*FIG. 7*





*FIG. 8*