



US00D654941S

(12) **United States Design Patent**
Iranyi et al.

(10) **Patent No.:** **US D654,941 S**

(45) **Date of Patent:** **** Feb. 28, 2012**

(54) **LARGE STROKE ACTUATOR**

(75) Inventors: **Daniel Iranyi**, Steinhausen (CH); **Tom Staübli**, Zürich (CH)

(73) Assignee: **Siemens Aktiengesellschaft**, Munich (DE)

(**) Term: **14 Years**

(21) Appl. No.: **29/357,358**

(22) Filed: **Mar. 11, 2010**

(30) **Foreign Application Priority Data**

Oct. 9, 2009 (EM) 001621822

(51) **LOC (9) Cl.** **15-99**

(52) **U.S. Cl.** **D15/199**

(58) **Field of Classification Search** D13/158,
D13/162, 184; D15/5, 7, 9, 143, 148, 199;
74/89.15, 490.09, 411.5; 297/14, 325, 327;
310/10, 12, 15, 20, 80, 300; 414/560-569
See application file for complete search history.

(56) **References Cited**

U.S. PATENT DOCUMENTS

D269,681 S *	7/1983	Morser et al.	D15/199
D292,981 S *	12/1987	Skoog et al.	D15/199
D366,054 S *	1/1996	Eguchi	D15/199
D424,588 S *	5/2000	Abed et al.	D15/199
6,291,928 B1 *	9/2001	Lazarus et al.	310/328

6,604,915 B1 *	8/2003	Lindler et al.	417/322
6,740,998 B2 *	5/2004	Roy	310/80
6,781,265 B2 *	8/2004	Hayashida et al.	310/80
D561,207 S *	2/2008	Yaegashi	D15/143
D571,291 S *	6/2008	Jabaji	D13/112
7,589,445 B2 *	9/2009	Gandel et al.	310/80
7,682,045 B2 *	3/2010	Pfister	362/273
D629,821 S *	12/2010	Jump	D15/143
D637,637 S *	5/2011	Daiber et al.	D15/199
2005/0046291 A1 *	3/2005	Suzuki et al.	310/80
2008/0048514 A1 *	2/2008	Hoffmann et al.	310/78
2010/0231070 A1 *	9/2010	Hatano et al.	310/80
2011/0001381 A1 *	1/2011	McDaniel	310/152

* cited by examiner

Primary Examiner — Patricia Palasik

(74) *Attorney, Agent, or Firm* — Laurence A. Greenberg;
Werner H. Stemer; Ralph E. Locher

(57) **CLAIM**

The ornamental design for a large stroke actuator, as shown and described.

DESCRIPTION

FIG. 1 is a front top perspective view of the large stroke actuator, showing my new design;
FIG. 2 is a front elevation view thereof;
FIG. 3 is a rear elevation view thereof;
FIG. 4 is a left side elevation view thereof;
FIG. 5 is a right side elevation view thereof; and,
FIG. 6 is a top plan view thereof.
The broken lines in the drawings depict unclaimed environmental subject matter.

1 Claim, 6 Drawing Sheets

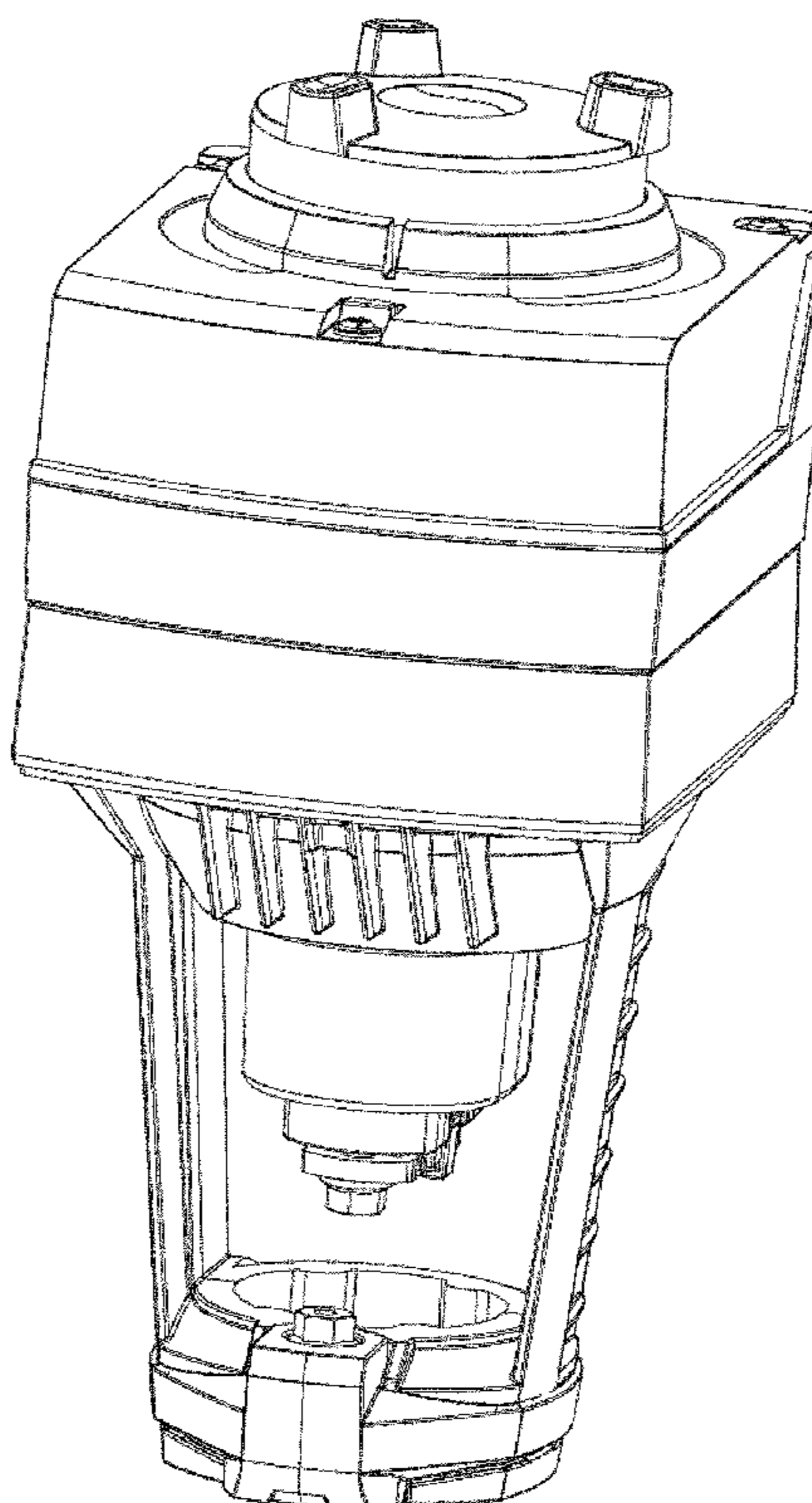


FIG. 1

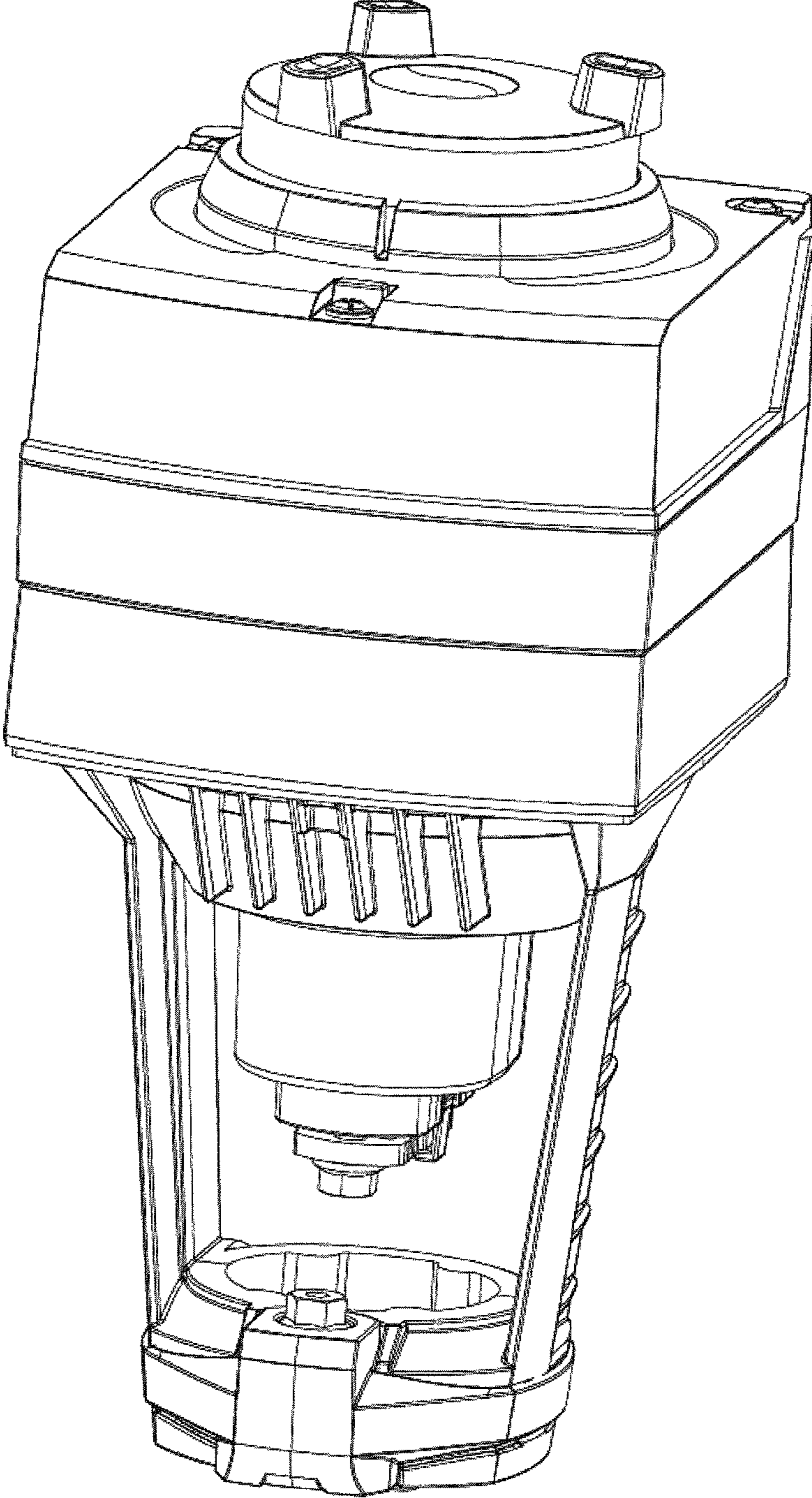


FIG. 2

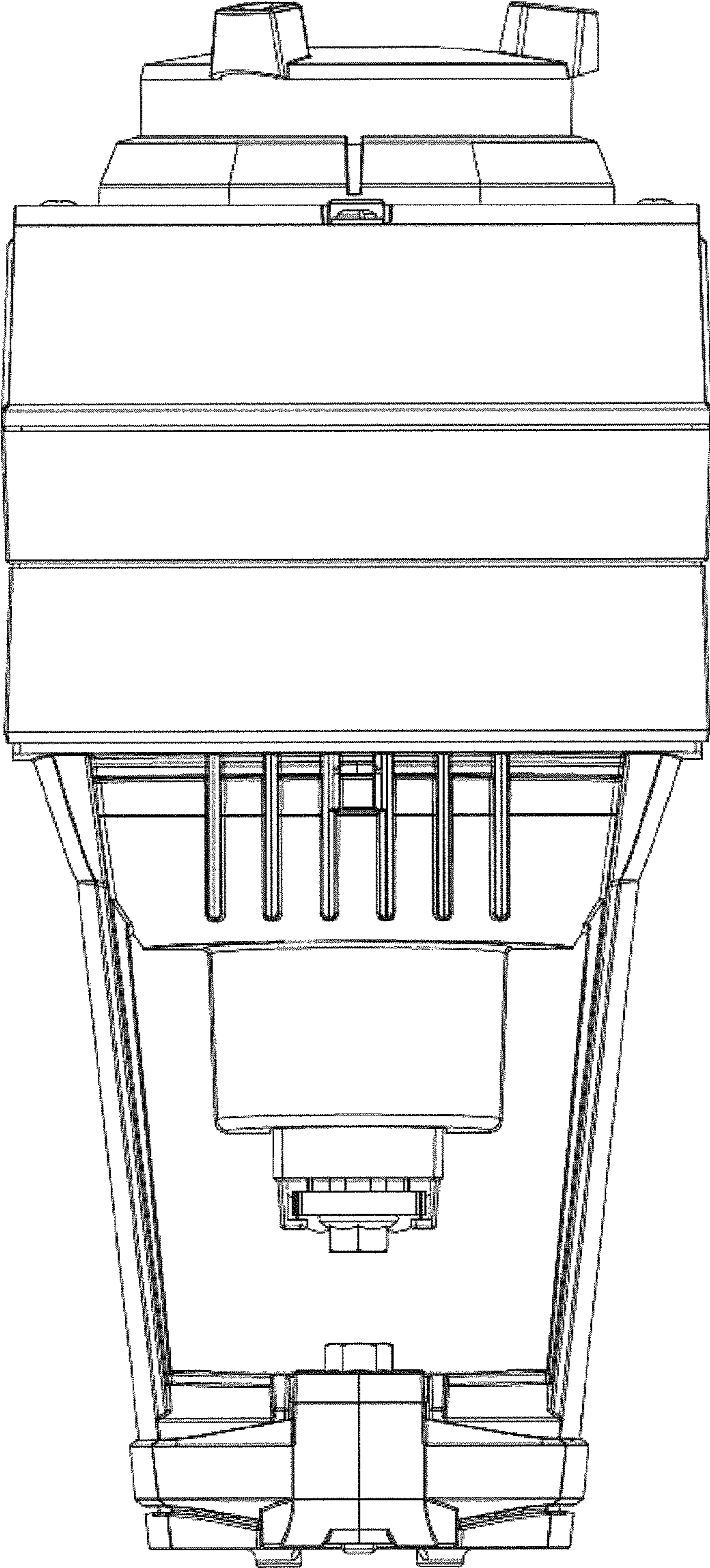


FIG. 3

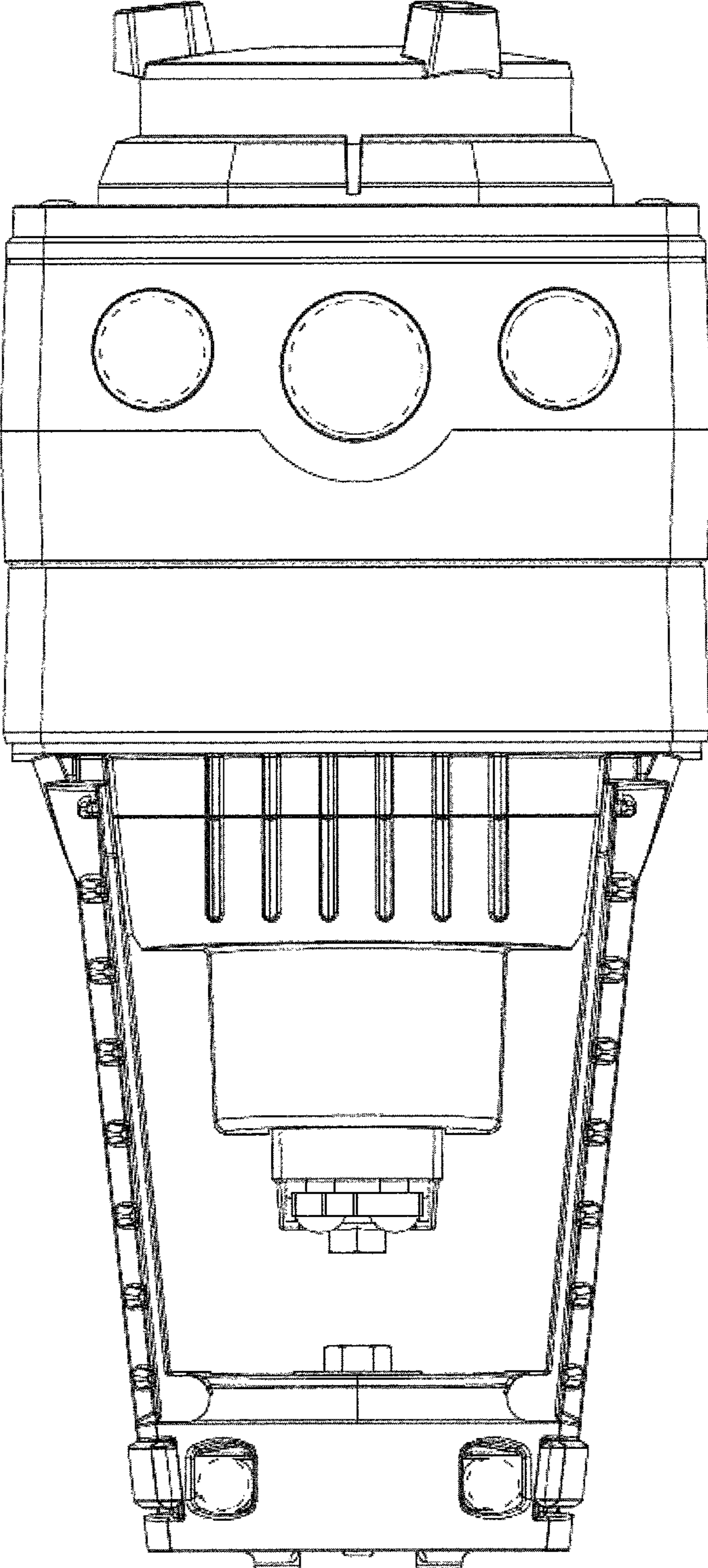


FIG. 4

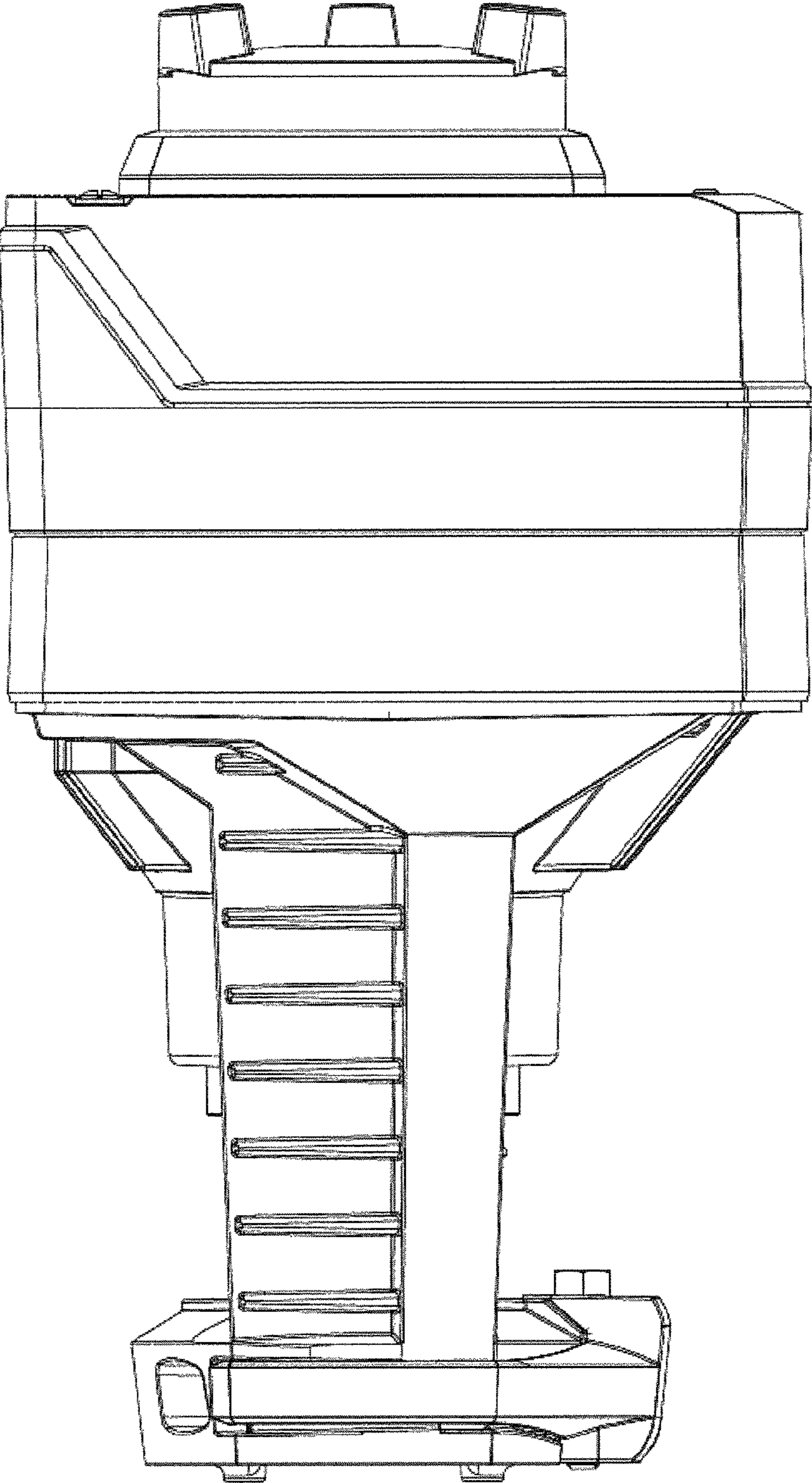


FIG. 5

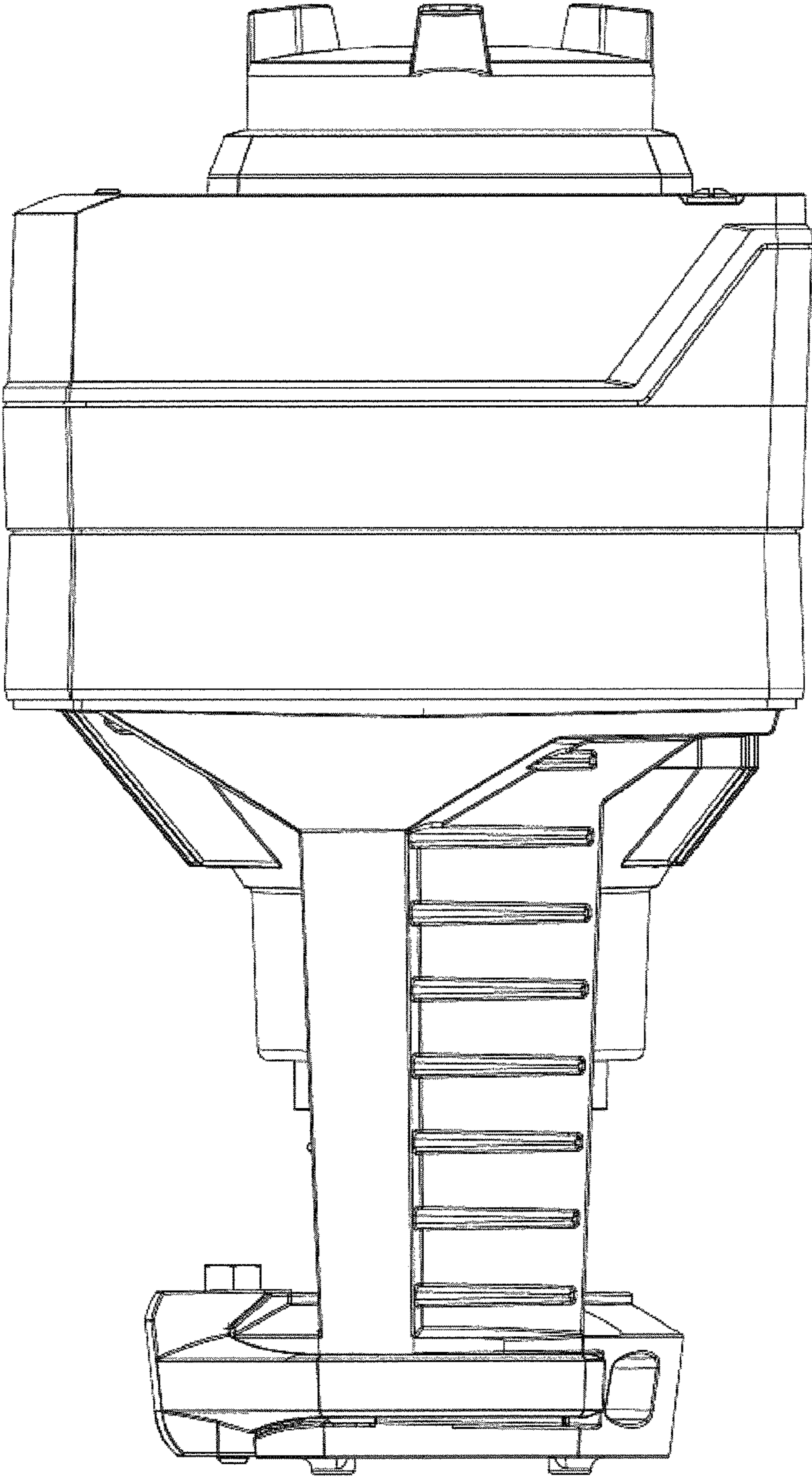


FIG. 6

