

US00D654932S

(12) **United States Design Patent**
Yagi

(10) **Patent No.:** **US D654,932 S**

(45) **Date of Patent:** **** Feb. 28, 2012**

(54) **DISC PLAYER**

(75) Inventor: **Hidekazu Yagi**, Daito (JP)

(73) Assignee: **Funai Electric Co., Ltd.**, Osaka (JP)

(**) Term: **14 Years**

(21) Appl. No.: **29/382,425**

(22) Filed: **Jan. 4, 2011**

(51) **LOC (9) Cl.** **14-01**

(52) **U.S. Cl.** **D14/502**

(58) **Field of Classification Search** D14/496,
D14/498-511, 167-168, 188, 197-198, 157-158;
360/99.02, 99.07; 369/75.11, 75.21, 77.11,
369/77.21; 720/601, 612, 619, 649, 655;
455/344, 347-351

See application file for complete search history.

(56) **References Cited**

U.S. PATENT DOCUMENTS

D484,473 S * 12/2003 Johansson et al. D14/502
D513,242 S * 12/2005 Tejima D14/506

D530,693 S * 10/2006 Park et al. D14/502
D530,695 S * 10/2006 Park D14/502
D608,370 S * 1/2010 Furukawa D14/505

* cited by examiner

Primary Examiner — Nanda Bondade

(74) *Attorney, Agent, or Firm* — Sughrue Mion, PLLC

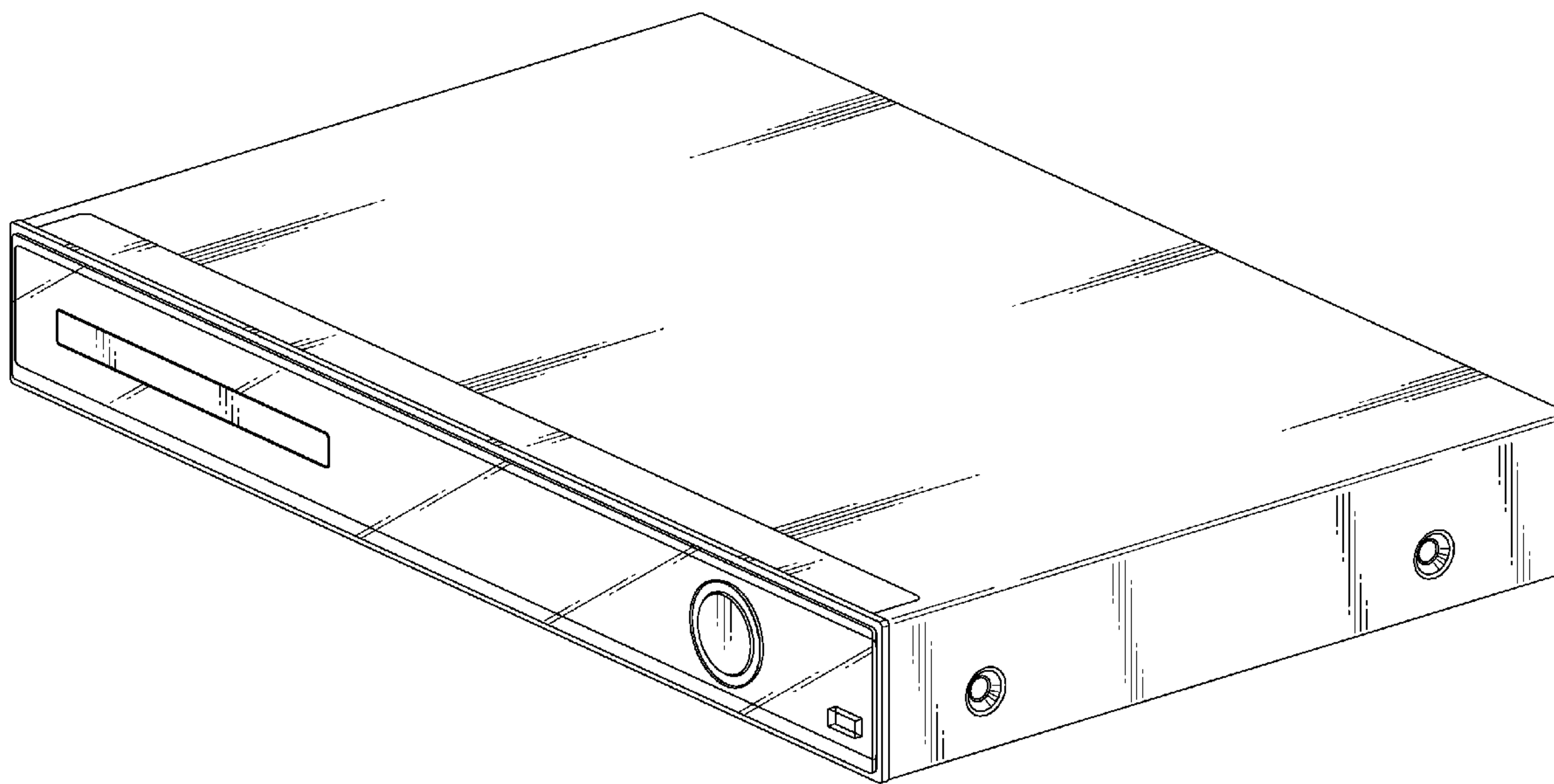
(57) **CLAIM**

The ornamental design for a disc player, as shown and described.

DESCRIPTION

FIG. 1 is a perspective view of the top, front and right of a disc player showing our new design;
FIG. 2 is a front view thereof;
FIG. 3 is a rear view thereof;
FIG. 4 is a top plan view thereof;
FIG. 5 is a bottom view thereof;
FIG. 6 is a left side view thereof; and,
FIG. 7 is a right side view thereof.
The portions of the disc player shown in broken lines are for the purpose of showing environment and form no part of the claimed design.

1 Claim, 5 Drawing Sheets



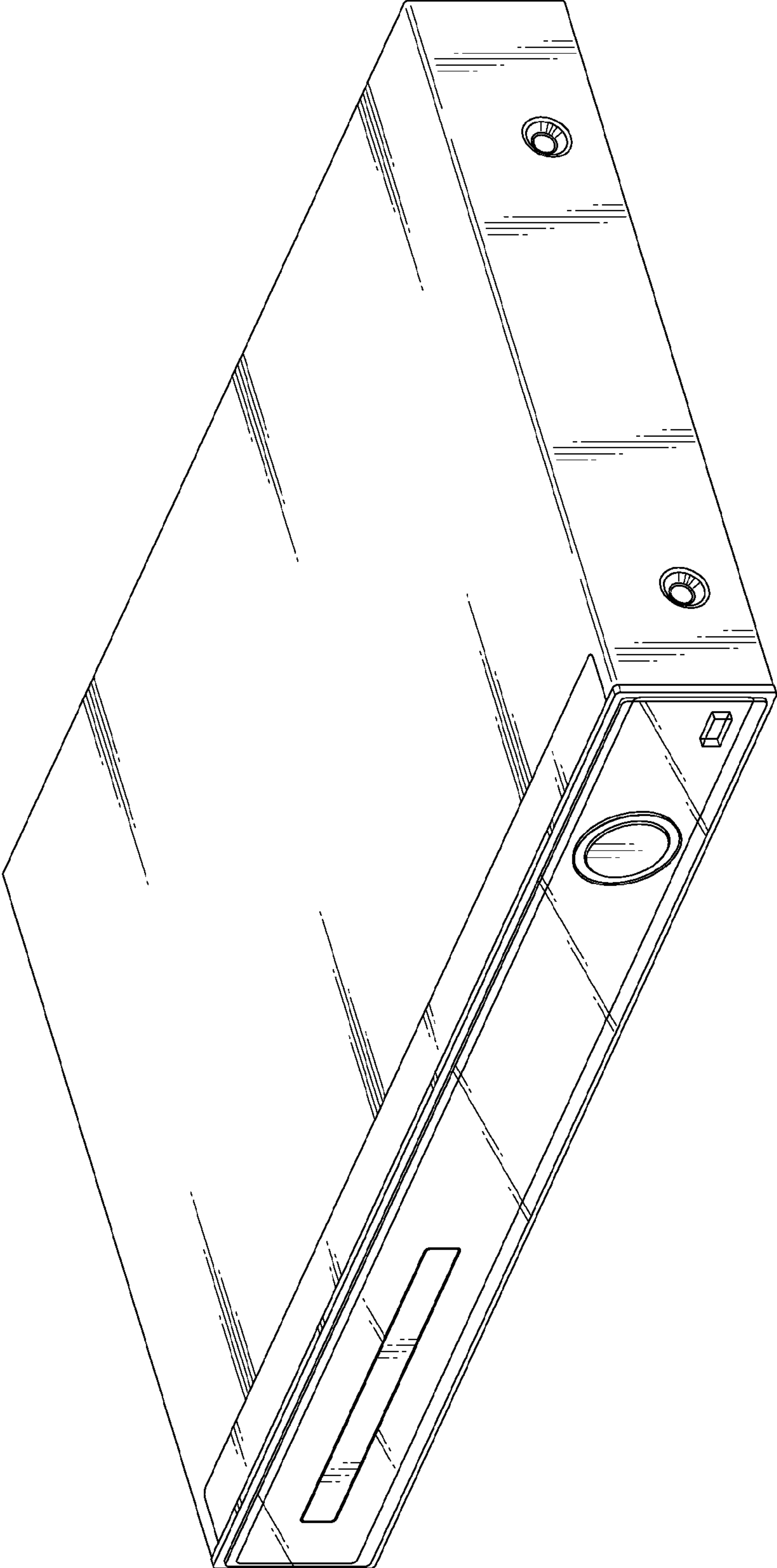


FIG. 1

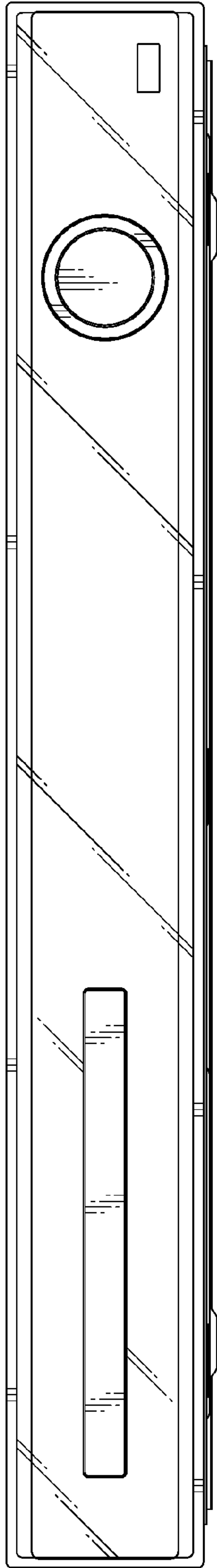


FIG. 2

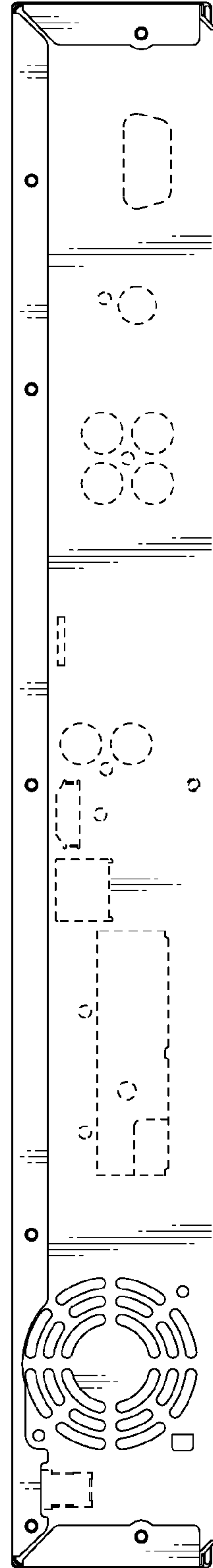


FIG. 3



FIG. 4

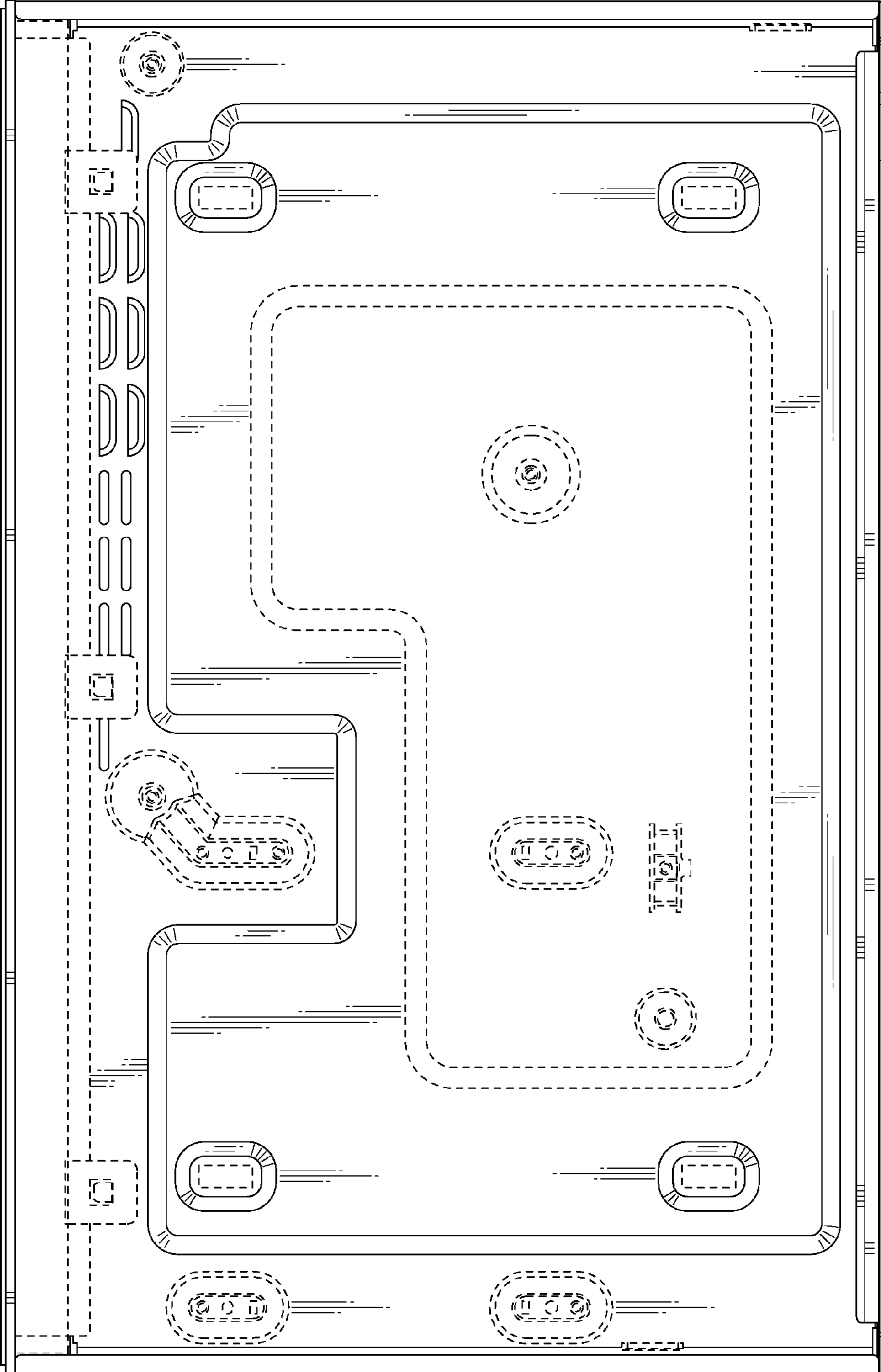


FIG. 5




FIG. 6




FIG. 7