



US00D654929S

(12) **United States Design Patent**
Morrow et al.

(10) **Patent No.:** **US D654,929 S**

(45) **Date of Patent:** **** Feb. 28, 2012**

(54) **DISPLAY SCREEN WITH AN ANIMATED USER INTERFACE**

D615,397 S * 5/2010 Arnell D9/434
D615,398 S * 5/2010 Arnell D9/434
D615,546 S * 5/2010 Lundy et al. D14/485

(Continued)

(75) Inventors: **Greg Morrow**, Ladera Ranch, CA (US);
Rishi Kumar, Irvine, CA (US); **Scott Field**, Mission Viejo, CA (US); **Peter Tracy**, Venice, CA (US)

OTHER PUBLICATIONS

Logo Lounge 2, by Bill Gardner and Catharine Fishel, Rockport Publishers, Gloucester, MA © 2005, p. 92.*
<http://thebubble.msn.com/> and its design appearance, believed to have been active as of May 28, 2010; example screenshots taken Nov. 2, 2010, 1 photo sheet.

(73) Assignee: **Microsoft Corporation**, Redmond, WA (US)

Primary Examiner — Karen E Kearney

(**) Term: **14 Years**

(74) *Attorney, Agent, or Firm* — Banner & Witcoff, Ltd.

(21) Appl. No.: **29/379,285**

(57) **CLAIM**

(22) Filed: **Nov. 17, 2010**

The ornamental design for display screen with an animated user interface, as shown and described.

(51) **LOC (9) Cl.** **32-00**

(52) **U.S. Cl.** **D14/492**

(58) **Field of Classification Search** D14/485–495;
D18/26, 31–33; D20/11, 12, 23–25, 29–32,
D20/36–38; 715/700–867, 973–977

DESCRIPTION

See application file for complete search history.

FIG. 1 is a front view of the first image in a sequence for a display screen with an animated user interface showing our new design.

(56) **References Cited**

U.S. PATENT DOCUMENTS

D270,271 S *	8/1983	Steele	D18/27
D270,272 S *	8/1983	Steele	D18/27
D321,903 S *	11/1991	Chepaitis	D18/26
D434,778 S *	12/2000	Yee	D14/489
6,353,461 B1 *	3/2002	Shore et al.	348/722
D474,782 S *	5/2003	Okuley	D14/489
6,690,391 B1 *	2/2004	Proehl et al.	715/720
D497,617 S *	10/2004	Decombe et al.	D14/486
D552,618 S *	10/2007	Sato et al.	D14/486
D552,619 S *	10/2007	Sato et al.	D14/486
D582,935 S *	12/2008	Lee et al.	D14/486
7,577,918 B2 *	8/2009	Lindsay	715/781
D601,155 S *	9/2009	Sogabe	D14/486
D602,942 S *	10/2009	Bennett et al.	D14/485
D607,467 S *	1/2010	Westermair	D14/486
D614,648 S *	4/2010	Arnell	D14/489
D614,649 S *	4/2010	Arnell	D14/489
D614,650 S *	4/2010	Arnell	D14/489
D614,651 S *	4/2010	Arnell	D14/489
D614,652 S *	4/2010	Arnell	D14/489
D614,653 S *	4/2010	Arnell	D14/489
D615,090 S *	5/2010	Sogabe	D14/485

FIG. 2 is the second image thereof;

FIG. 3 is the third image thereof;

FIG. 4 is the fourth image thereof;

FIG. 5 is the fifth image thereof;

FIG. 6 is the sixth image thereof;

FIG. 7 is the seventh image thereof;

FIG. 8 is the eighth image thereof;

FIG. 9 is the ninth image thereof;

FIG. 10 is the tenth image thereof;

FIG. 11 is the eleventh image thereof;

FIG. 12 is the twelfth image thereof;

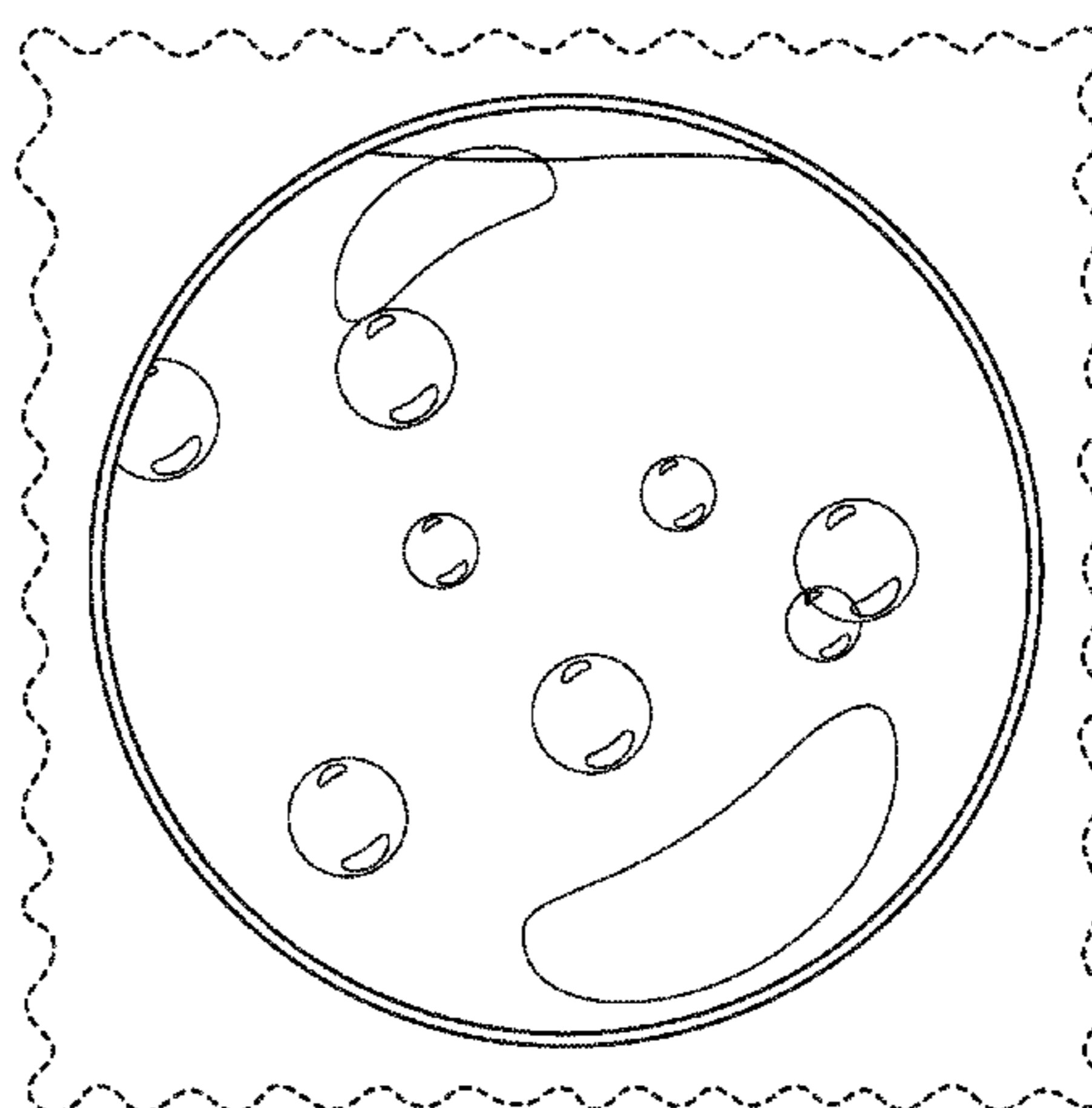
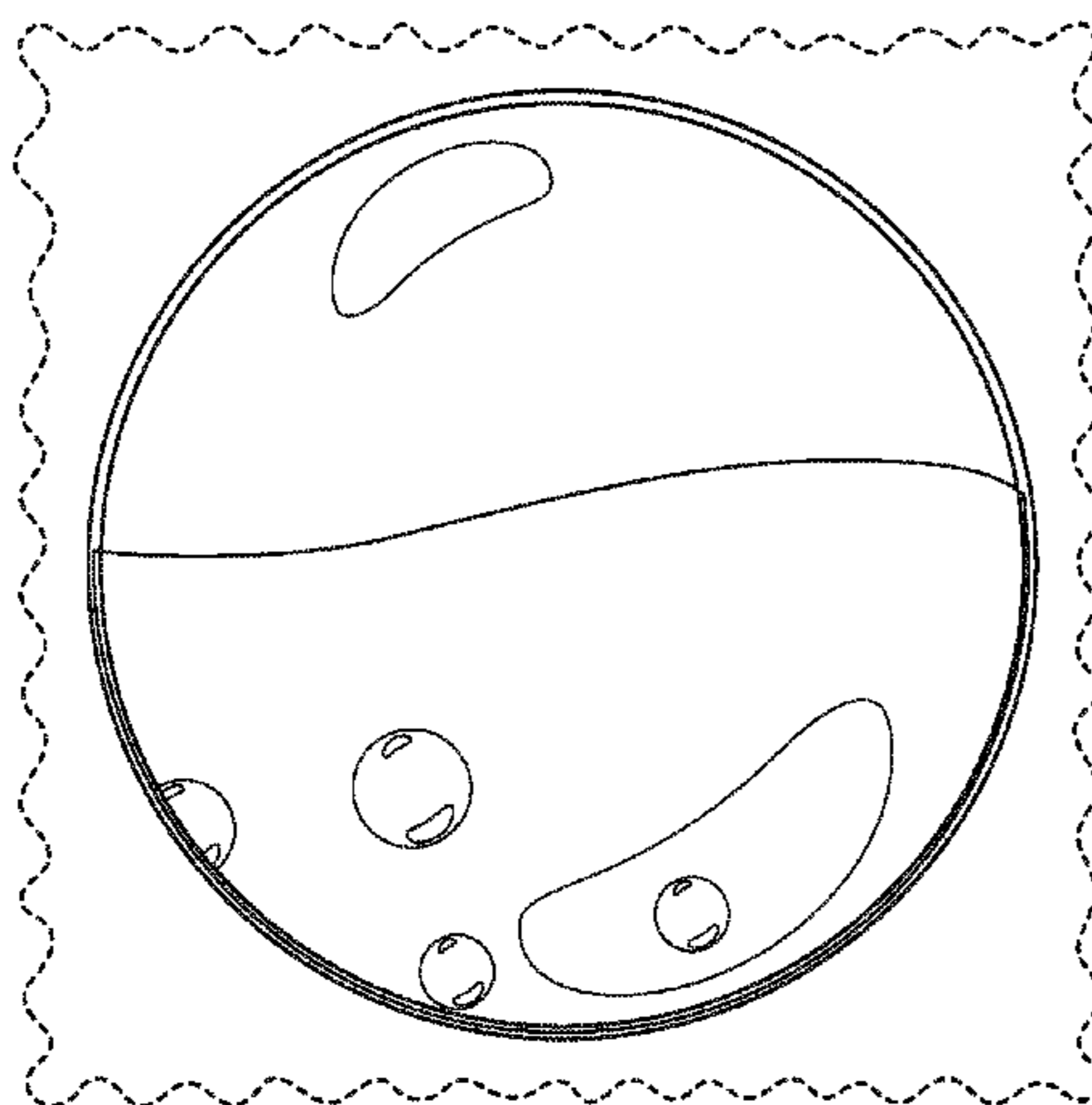
FIG. 13 is the thirteenth image thereof;

FIG. 14 is the fourteenth image thereof; and,

FIG. 15 is the fifteenth image thereof.

The appearance of the animated user interface sequentially transitions between the images shown in FIGS. 1-15. The process or period in which one image transitions to another forms no part of the claimed design. The broken line showing of the display screen is for environmental purposes only and forms no part of the claimed design.

1 Claim, 15 Drawing Sheets



US D654,929 S

Page 2

U.S. PATENT DOCUMENTS

D619,593 S *	7/2010	Fujioka et al.	D14/485	D644,243 S *	8/2011	Matas	D14/489
D622,281 S *	8/2010	Maitlen et al.	D14/485	D644,654 S *	9/2011	Maitlen et al.	D14/488
D625,324 S *	10/2010	Fitzmaurice et al.	D14/488	D644,656 S *	9/2011	Maitlen et al.	D14/489
D634,191 S *	3/2011	Arnell	D9/434				
D644,242 S *	8/2011	Matas	D14/489				

* cited by examiner




FIG. 1




FIG. 2




FIG. 3




FIG. 4




FIG. 5




FIG. 6

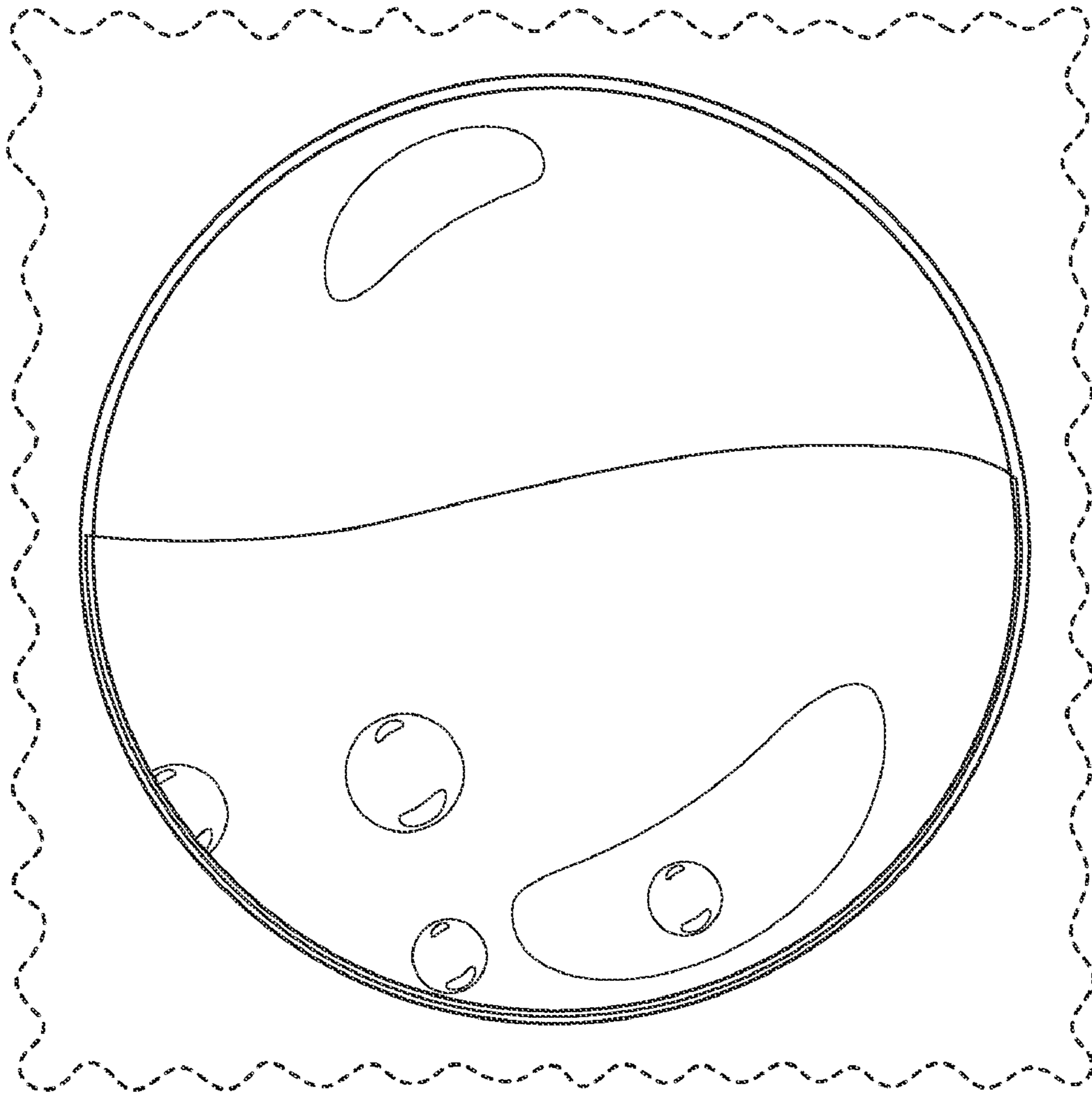


FIG. 7

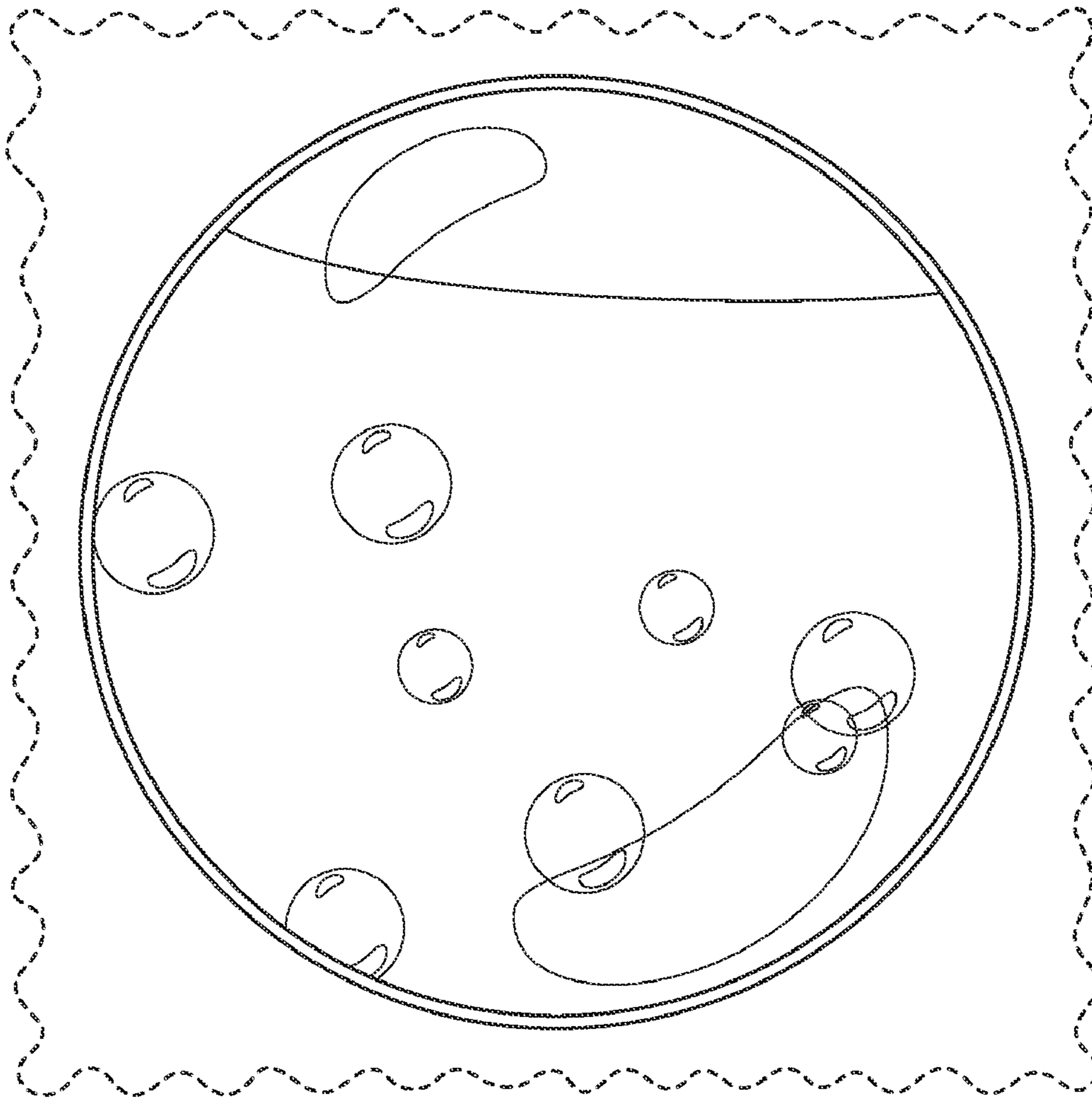


FIG. 8

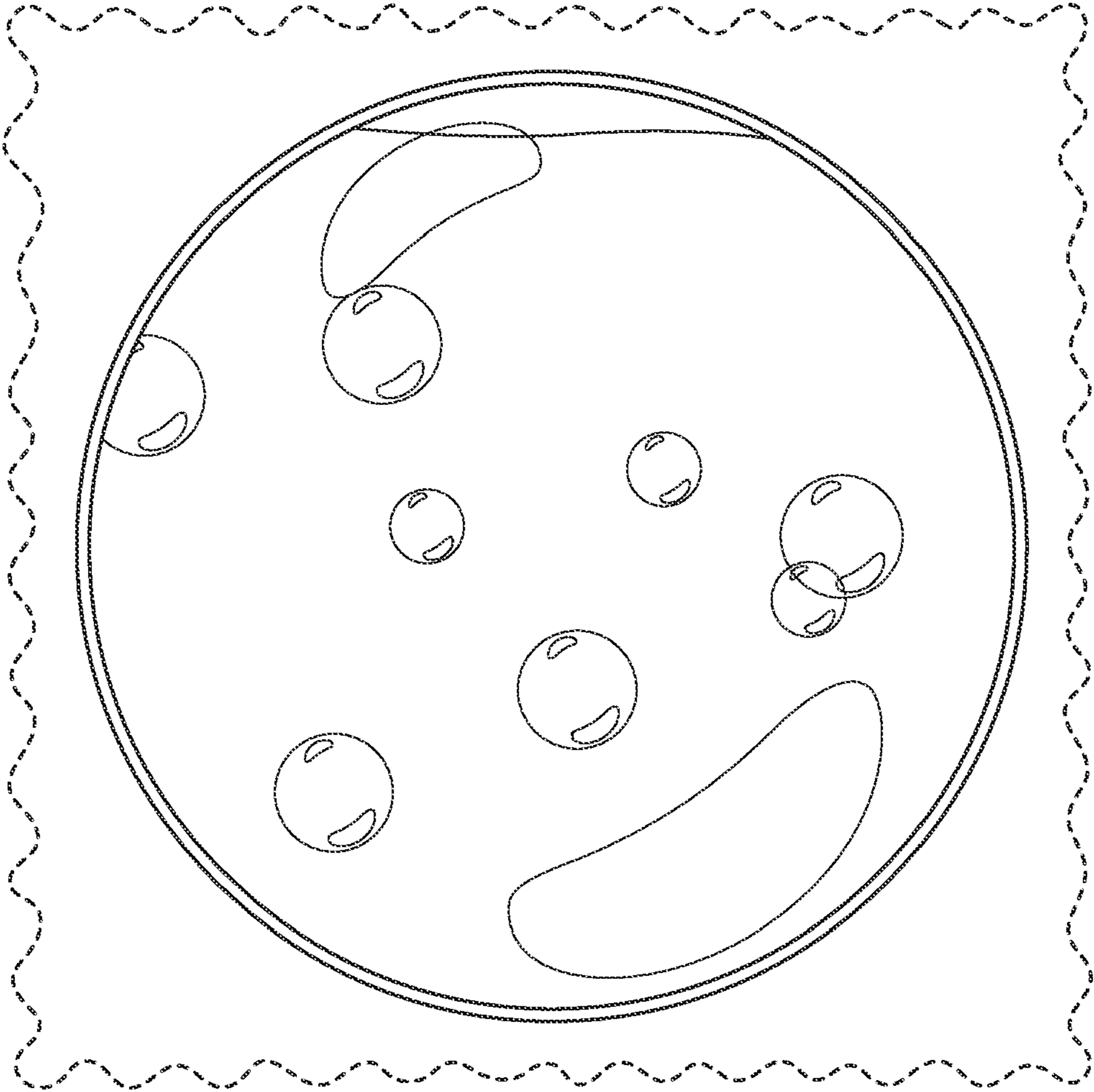


FIG. 9




FIG. 10




FIG. 11




FIG. 12

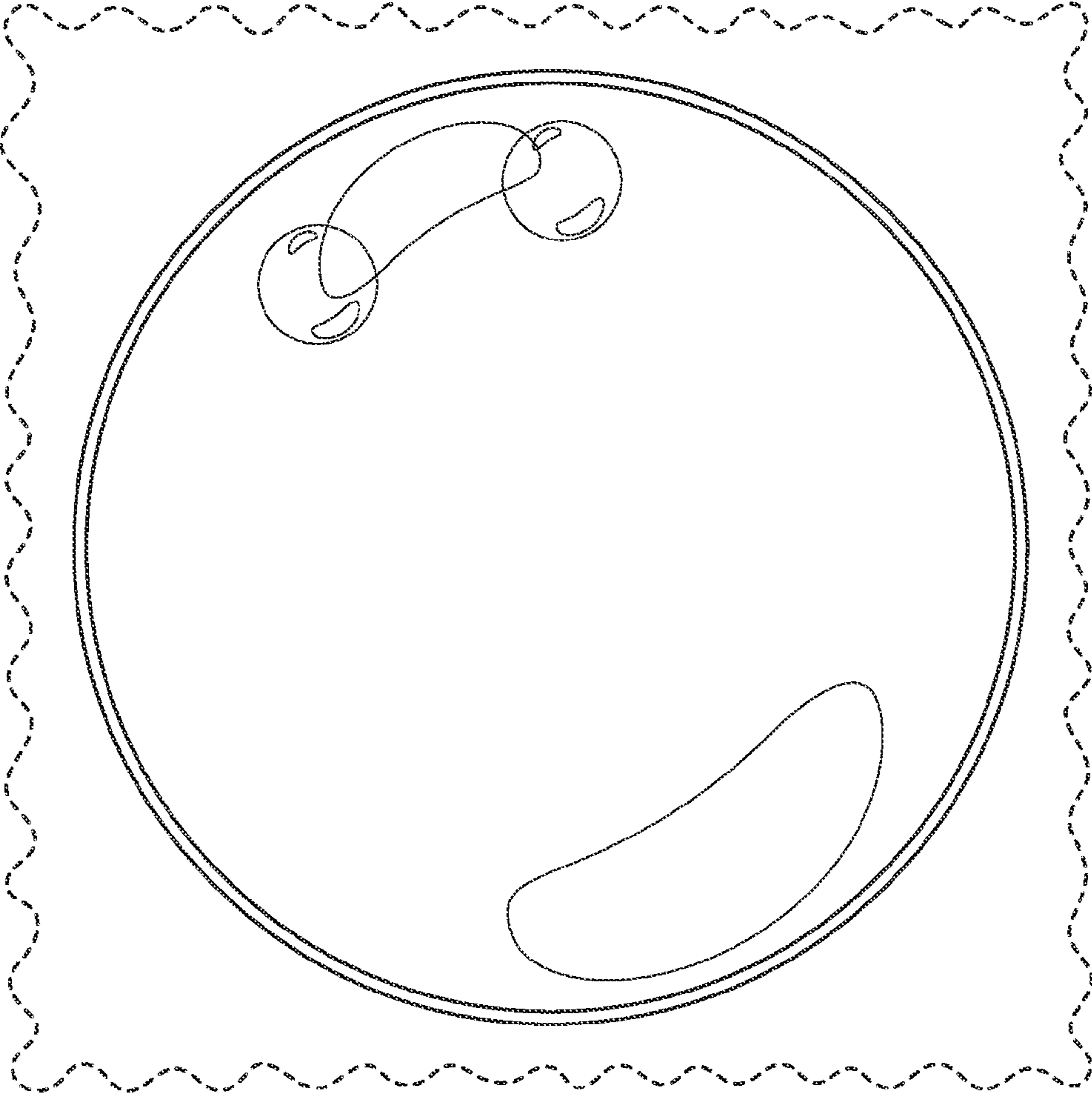


FIG. 13




FIG. 14




FIG. 15