



US00D654886S

(12) **United States Design Patent**  
**Chiu**

(10) **Patent No.:** **US D654,886 S**

(45) **Date of Patent:** **\*\* Feb. 28, 2012**

(54) **DISPLAY**

(75) Inventor: **Yi-Chung Chiu**, Taoyuan County (TW)

(73) Assignee: **Hannspre, Inc.**, New Taipei (TW)

(\*\*) Term: **14 Years**

(21) Appl. No.: **29/401,089**

(22) Filed: **Sep. 7, 2011**

(51) **LOC (9) Cl.** ..... **14-03**

(52) **U.S. Cl.** ..... **D14/126**

(58) **Field of Classification Search** ..... D14/125-134,  
D14/239, 371, 136, 374-377, 440, 450, 448,  
D14/336, 342; 312/7.2; 348/836, 838, 180,  
348/184, 325, 739; 341/12; 248/917-924,  
248/465; 345/104, 133, 156, 168, 87, 173;  
720/605, 669, 600, 655; 369/99, 197; D21/329,  
D21/515, 577, 622, 333, 433, 448, 452, 450,  
D21/331; D6/477, 479, 300; 273/148 B;  
446/484, 175, 356; D10/15, 26

See application file for complete search history.

(56) **References Cited**

U.S. PATENT DOCUMENTS

D491,901	S	*	6/2004	Chin et al.	.....	D14/126
D523,828	S	*	6/2006	Hoehn et al.	.....	D14/126
D573,960	S	*	7/2008	Lee	.....	D14/126
D594,430	S	*	6/2009	Chu	.....	D14/126
D631,861	S	*	2/2011	Perrier et al.	.....	D14/126

\* cited by examiner

*Primary Examiner* — Raphael Barkai

(74) *Attorney, Agent, or Firm* — Ming Chow; Sinorica, LLC

(57) **CLAIM**

The ornamental design for a display, as shown and described.

**DESCRIPTION**

FIG. 1 is a perspective view of a display showing my new design;

FIG. 2 is a front elevational view thereof;

FIG. 3 is a rear elevational view thereof;

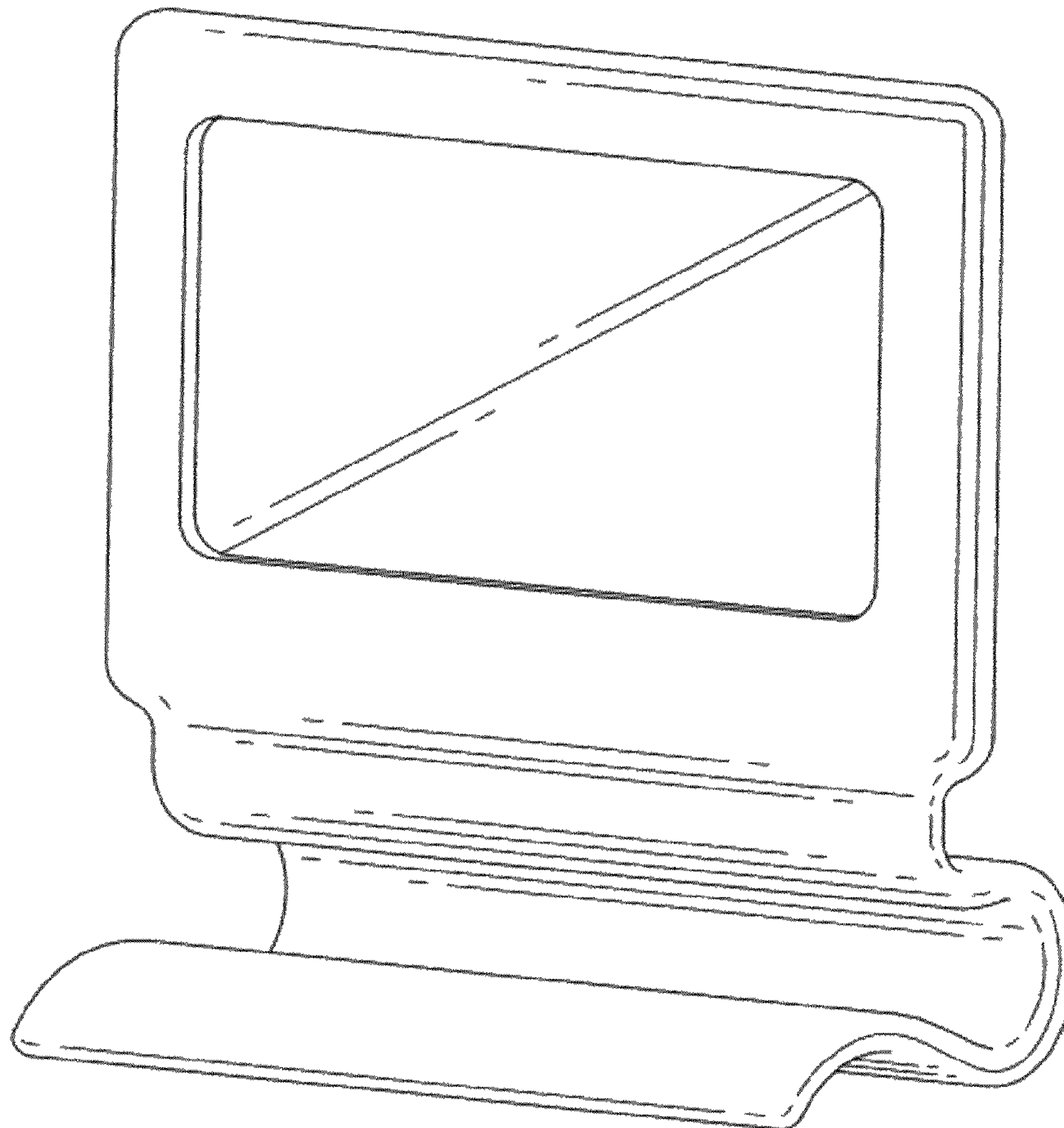
FIG. 4 is a left side elevational view thereof;

FIG. 5 is a right side elevational view thereof;

FIG. 6 is a top plan view thereof; and,

FIG. 7 is a bottom plan view thereof.

**1 Claim, 7 Drawing Sheets**



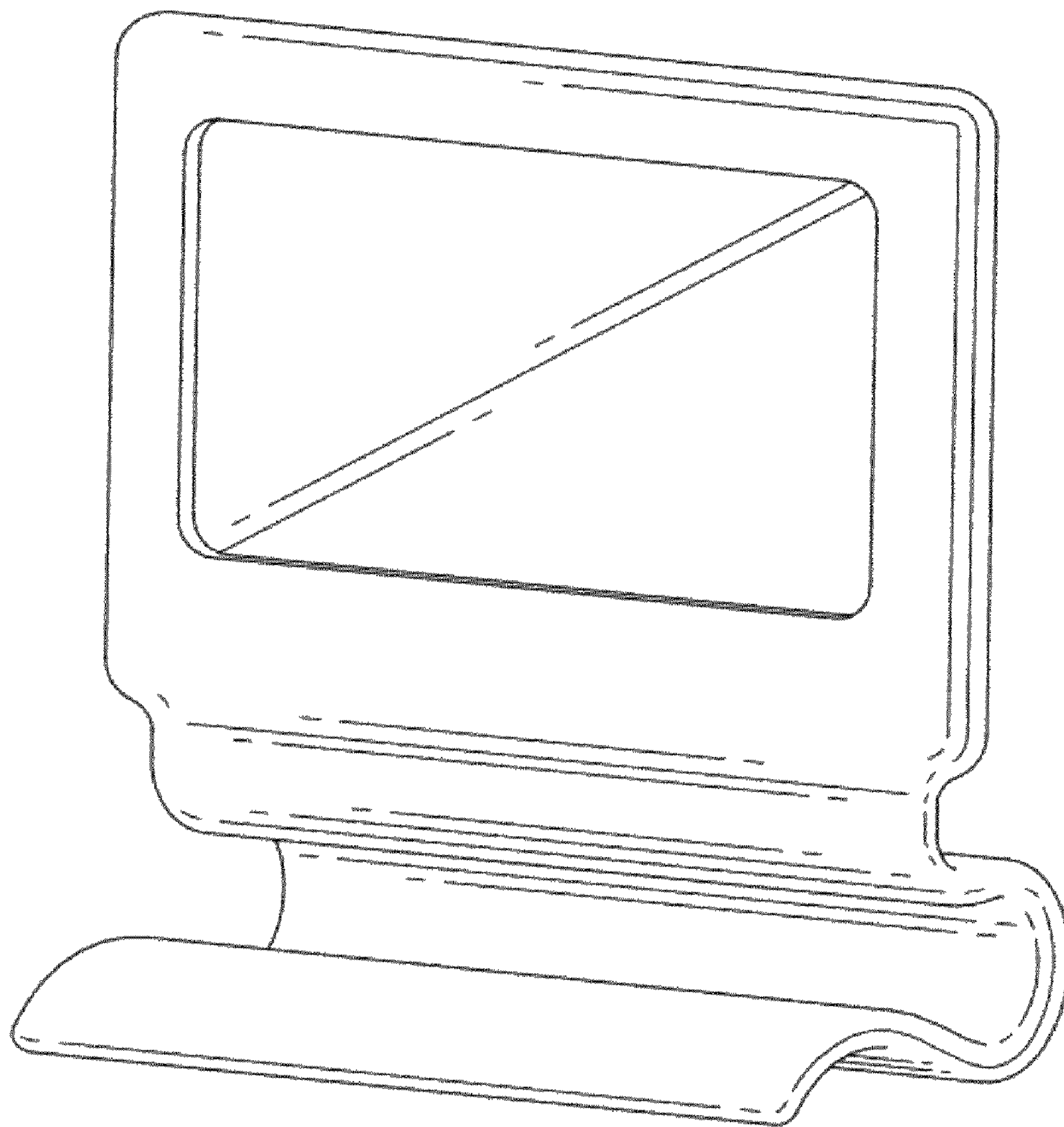


FIG. 1

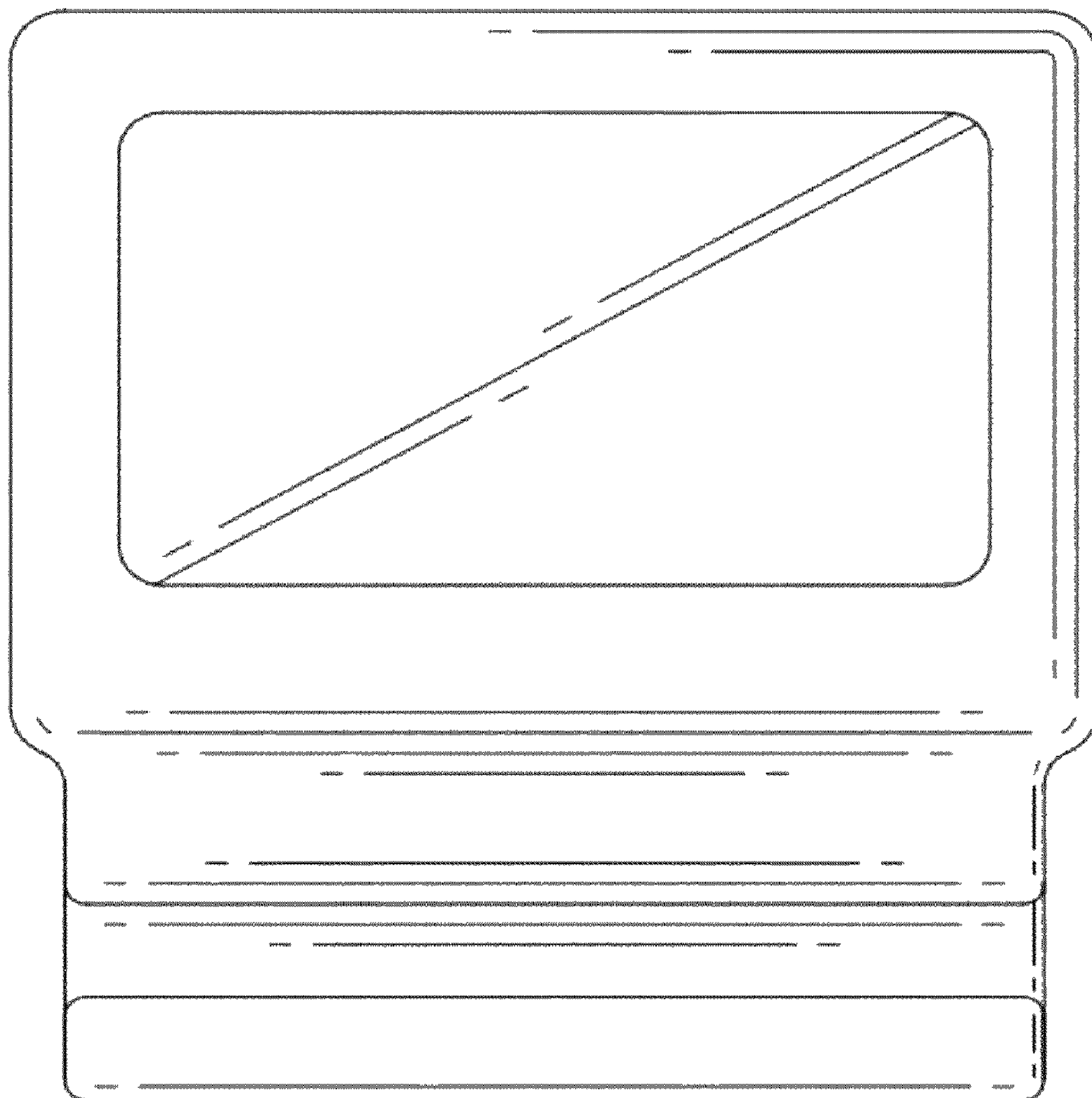


FIG. 2




FIG. 3

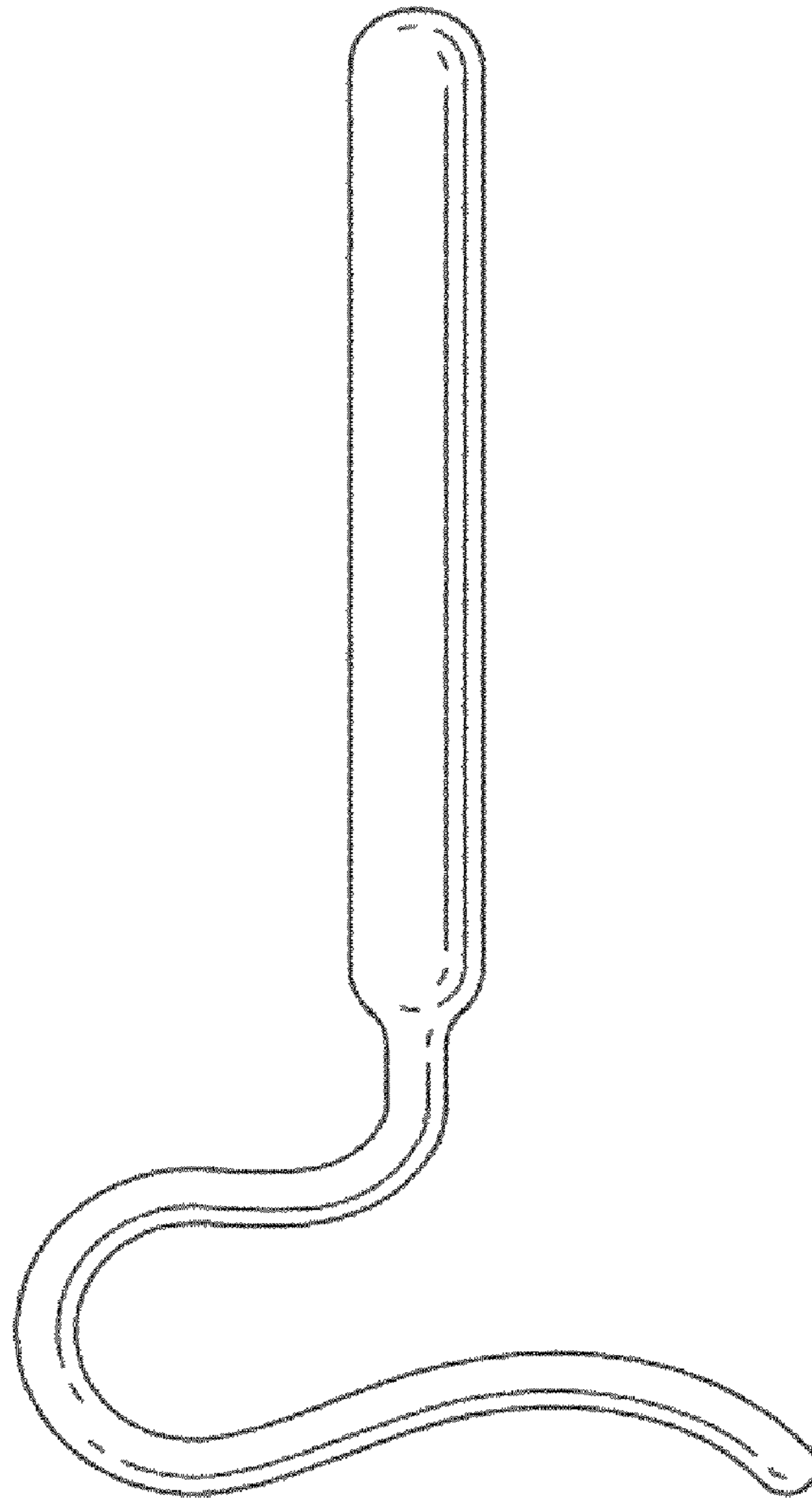


FIG. 4

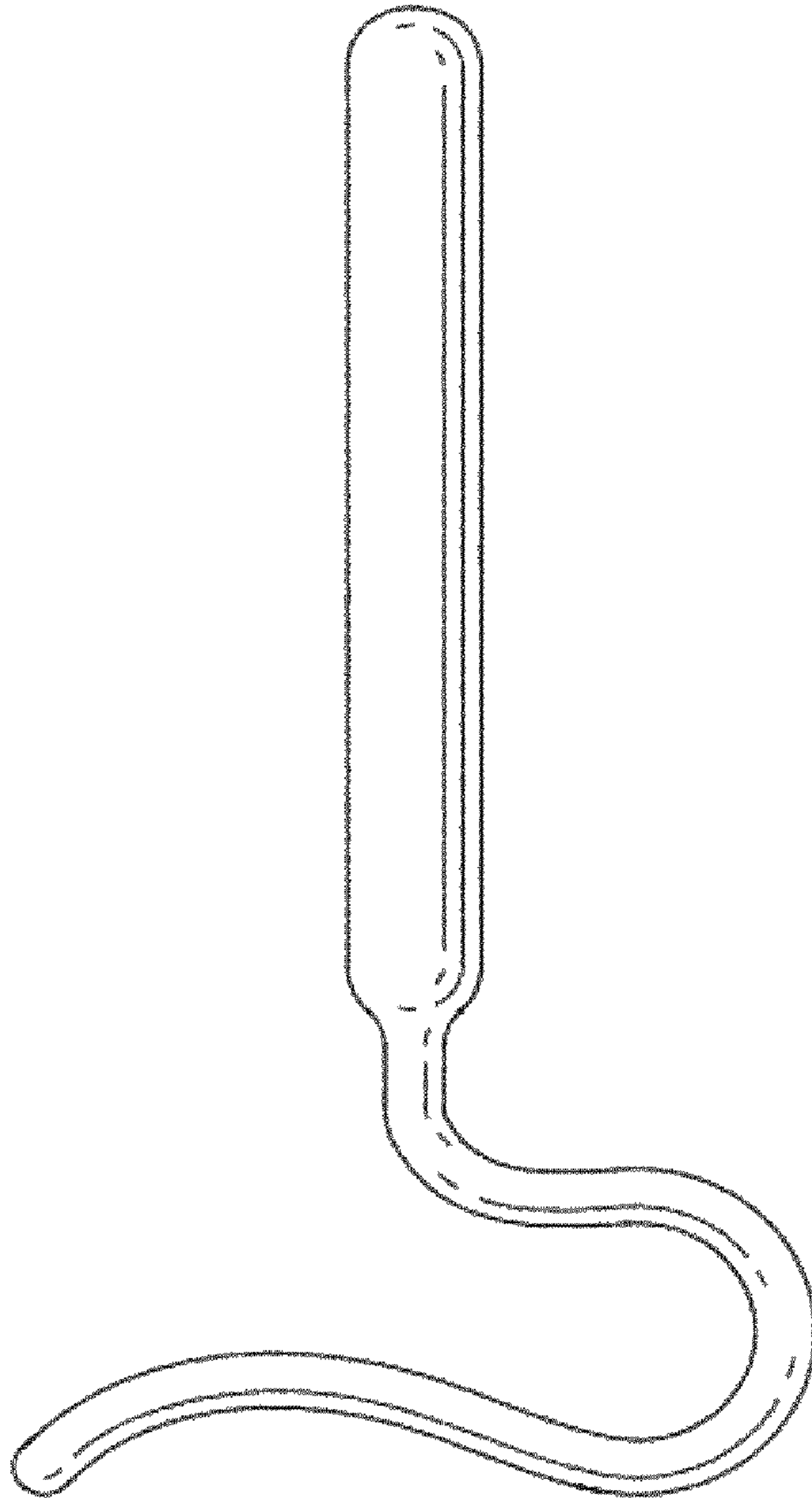


FIG. 5




FIG. 6




FIG. 7