

US00D654885S

(12) **United States Design Patent**
Isaias

(10) **Patent No.:** **US D654,885 S**

(45) **Date of Patent:** **** Feb. 28, 2012**

(54) **SET TOP BOX**

(76) Inventor: **Estefano Emilio Isaias**, Miami, FL (US)

(**) Term: **14 Years**

(21) Appl. No.: **29/359,849**

(22) Filed: **Apr. 15, 2010**

(51) **LOC (9) Cl.** **14-03**

(52) **U.S. Cl.** **D14/125**

(58) **Field of Classification Search** D14/125,
D14/357-358, 496, 188, 242, 432; D13/184;
348/10, 460, 706, 731; 340/825.03; 455/6.1,
455/6.2; 312/223.1, 7.2

See application file for complete search history.

(56) **References Cited**

U.S. PATENT DOCUMENTS

D473,220 S *	4/2003	Smith et al.	D14/240
D548,731 S *	8/2007	Liu et al.	D14/240
D549,191 S *	8/2007	Paradise et al.	D14/125
D563,334 S *	3/2008	Wang	D14/125
D572,674 S *	7/2008	Paradise	D14/125
D575,801 S *	8/2008	Kusano et al.	D14/496
D580,933 S *	11/2008	Ju et al.	D14/358
D584,254 S *	1/2009	Jeon et al.	D14/125
D596,626 S *	7/2009	Andre et al.	D14/240

D629,370 S *	12/2010	Sheppard et al.	D14/125
D639,255 S *	6/2011	de Salis	D14/125
D640,646 S *	6/2011	Wu et al.	D14/125

* cited by examiner

Primary Examiner — Raphael Barkai

Assistant Examiner — Randall Gholson

(74) *Attorney, Agent, or Firm* — Gold & Rizvi, P.A.; Glenn E. Gold; H. John Rizvi

(57) **CLAIM**

I claim the ornamental design for a set top box, as shown and described.

DESCRIPTION

FIG. 1 is a perspective top, left side view of the set top box wherein the power switch illustrated in broken lines does not form any part of the design;

FIG. 2 is a front view thereof;

FIG. 3 is a left side view thereof;

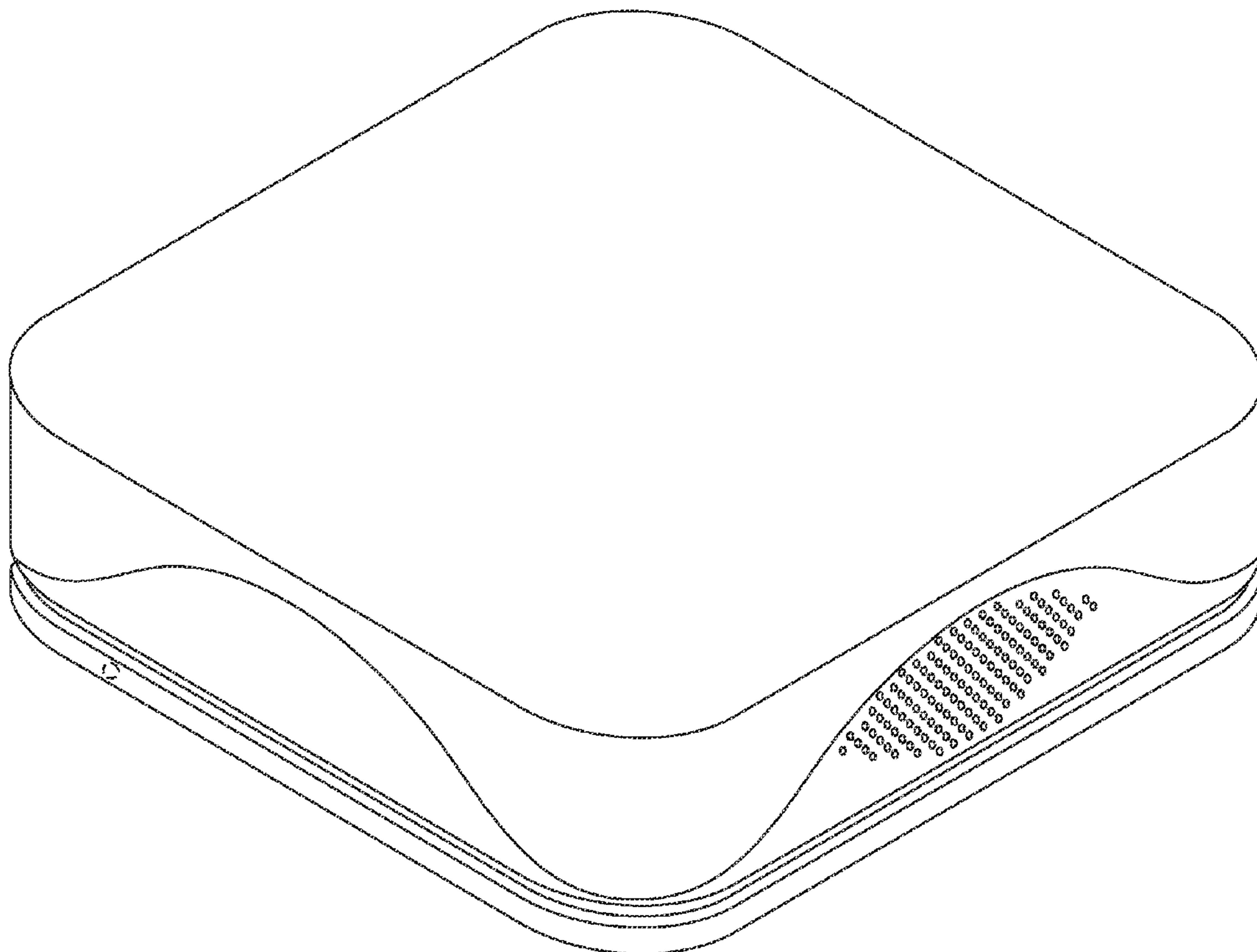
FIG. 4 is a rear view thereof wherein the connectors illustrated in broken lines do not form any part of the design;

FIG. 5 is a right view thereof;

FIG. 6 is a top view thereof; and,

FIG. 7 is a bottom view thereof.

1 Claim, 7 Drawing Sheets



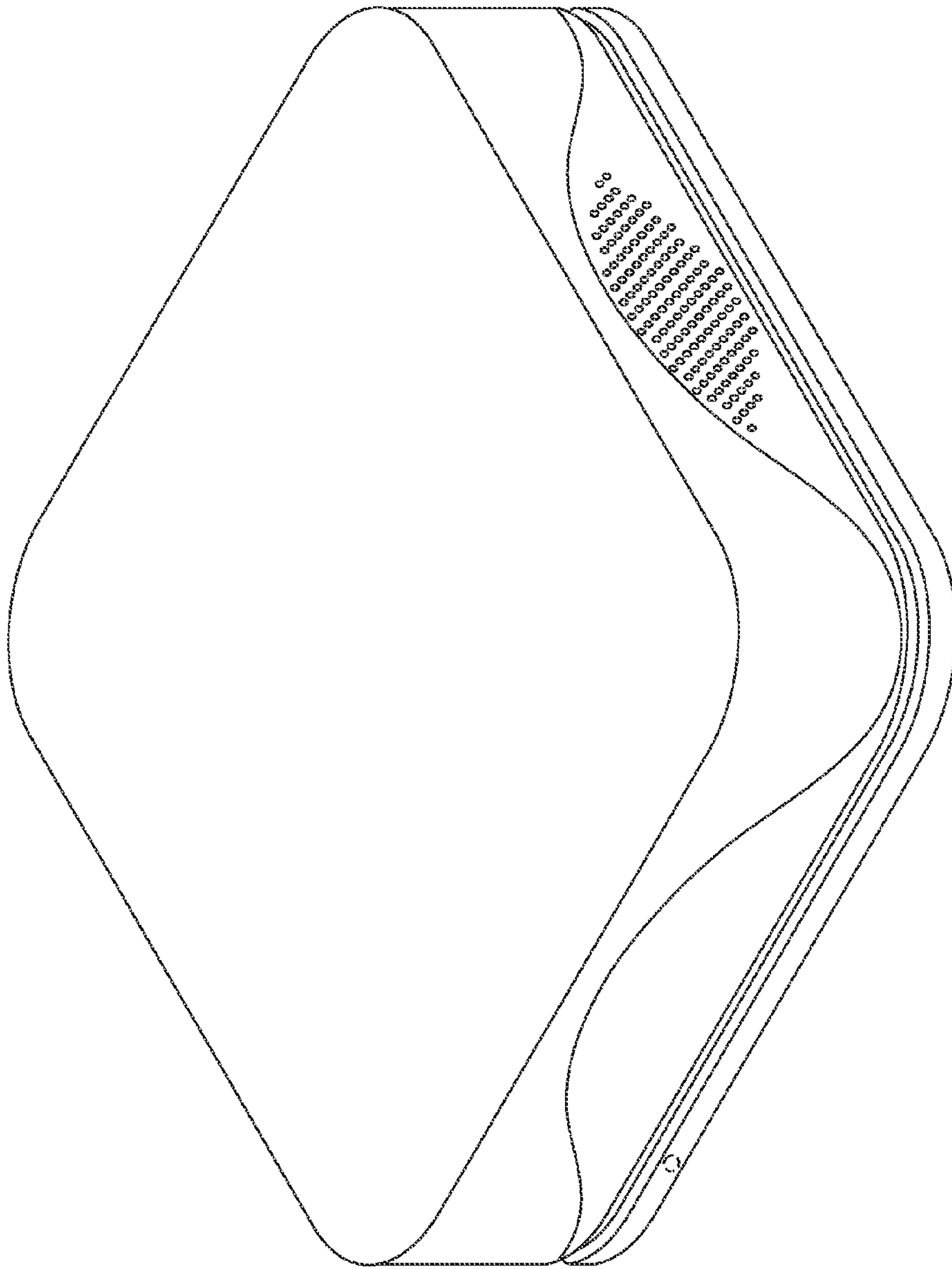


FIG. 1

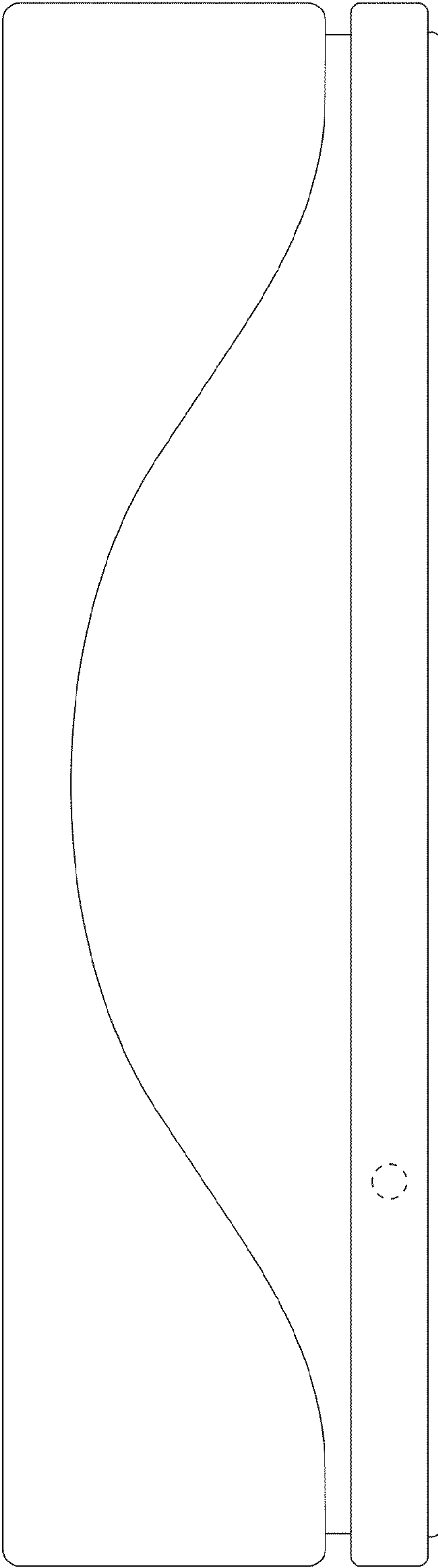


FIG. 2

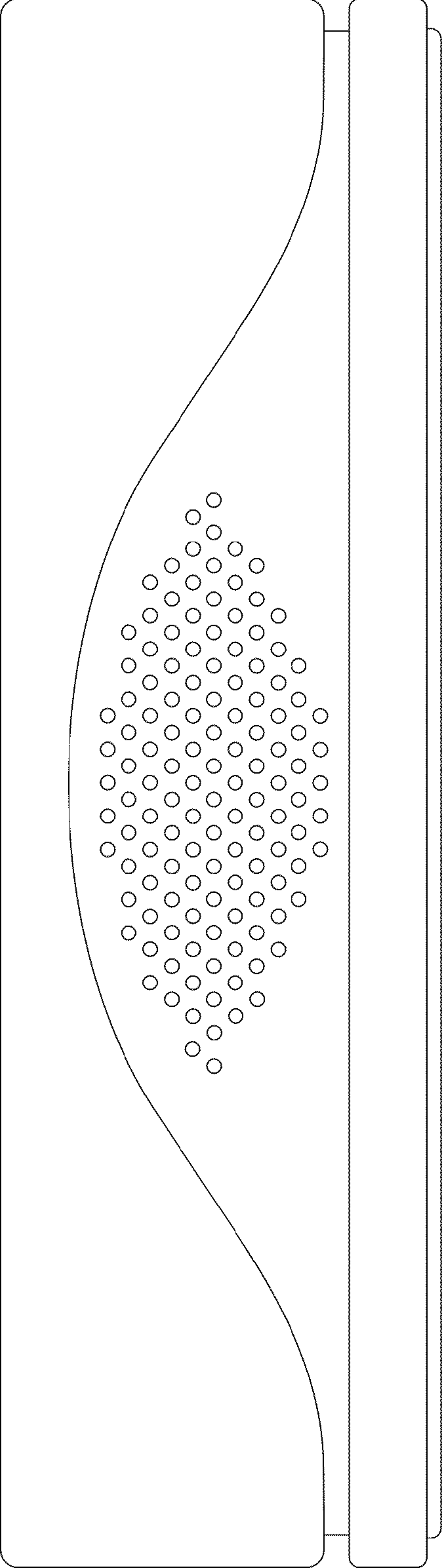


FIG. 3

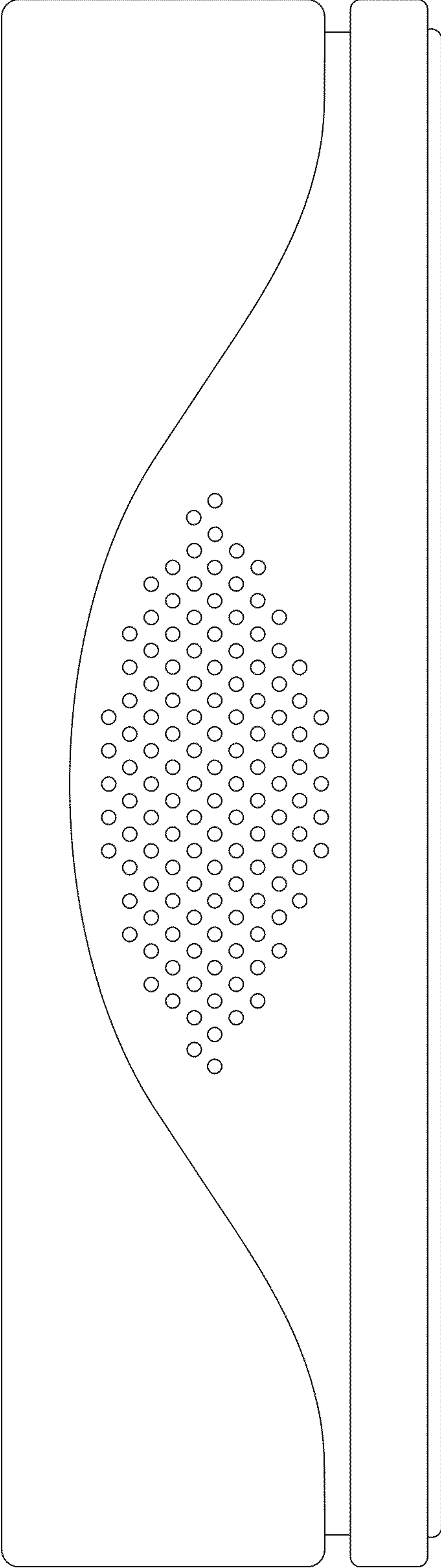


FIG. 4

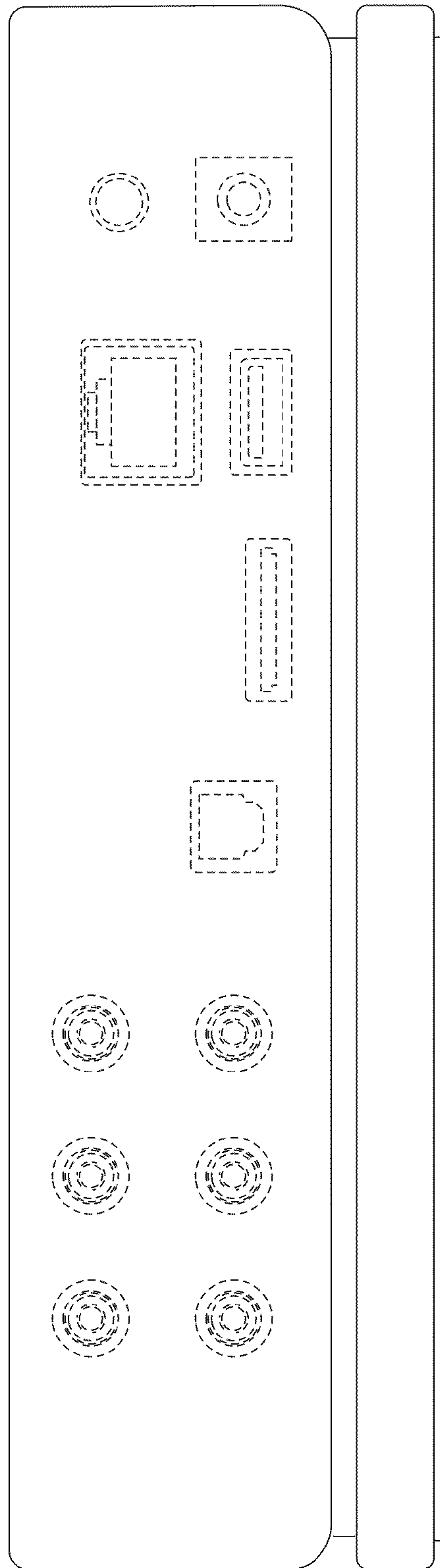


FIG. 5




FIG. 6




FIG. 7