



US00D654846S

(12) **United States Design Patent**
Wood

(10) **Patent No.:** **US D654,846 S**

(45) **Date of Patent:** **** Feb. 28, 2012**

(54) **DEVICE FOR HOLDING ITEMS TO A SEAT**

(76) Inventor: **Sherry A. Wood**, Sarasota, FL (US)

(**) Term: **14 Years**

(21) Appl. No.: **29/383,269**

(22) Filed: **Jan. 14, 2011**

(51) **LOC (9) Cl.** **12-16**

(52) **U.S. Cl.** **D12/416**

(58) **Field of Classification Search** D12/416,
D12/415, 417, 418, 419; 296/36; 22/36;
224/404, 275; D3/318

See application file for complete search history.

D581,459 S * 11/2008 Stephenson D19/33

* cited by examiner

Primary Examiner — Caron D Veynar

Assistant Examiner — Katrina A Betton

(74) *Attorney, Agent, or Firm* — Larson & Larson, P.A.;
Frank Liebenow; Justin P. Miller

(57) **CLAIM**

I claim the ornamental design for a device for holding items to a seat, as shown and described.

DESCRIPTION

FIG. 1 is a front elevation view of the device for holding items to a seat showing my new design using a mesh fabric surrounded by elasticized bands on top and bottom;

FIG. 2 is a rear elevation view thereof;

FIG. 3 is a right side view thereof;

FIG. 4 is a left side view thereof;

FIG. 5 is a bottom plan view thereof;

FIG. 6 is a top plan view thereof; and,

FIG. 7 is a perspective view thereof.

The broken lines depicting part of a car seat in FIG. 7 are for illustrative purposes only and form no part of the claimed design.

(56) **References Cited**

U.S. PATENT DOCUMENTS

D313,695 S *	1/1991	Mawhinney et al.	D12/422
D318,641 S *	7/1991	Schwartz	D12/422
D324,953 S *	3/1992	Swanner	D12/416
D383,112 S *	9/1997	Patterson	D12/422
D413,299 S *	8/1999	Hartmann et al.	D12/417
D430,534 S *	9/2000	Golenz	D12/416
D451,882 S *	12/2001	Hassett et al.	D12/416
D457,852 S *	5/2002	Richter	D12/417
D497,874 S *	11/2004	Fialla-Dori	D12/416
D519,915 S *	5/2006	Eskandry	D12/417

1 Claim, 4 Drawing Sheets

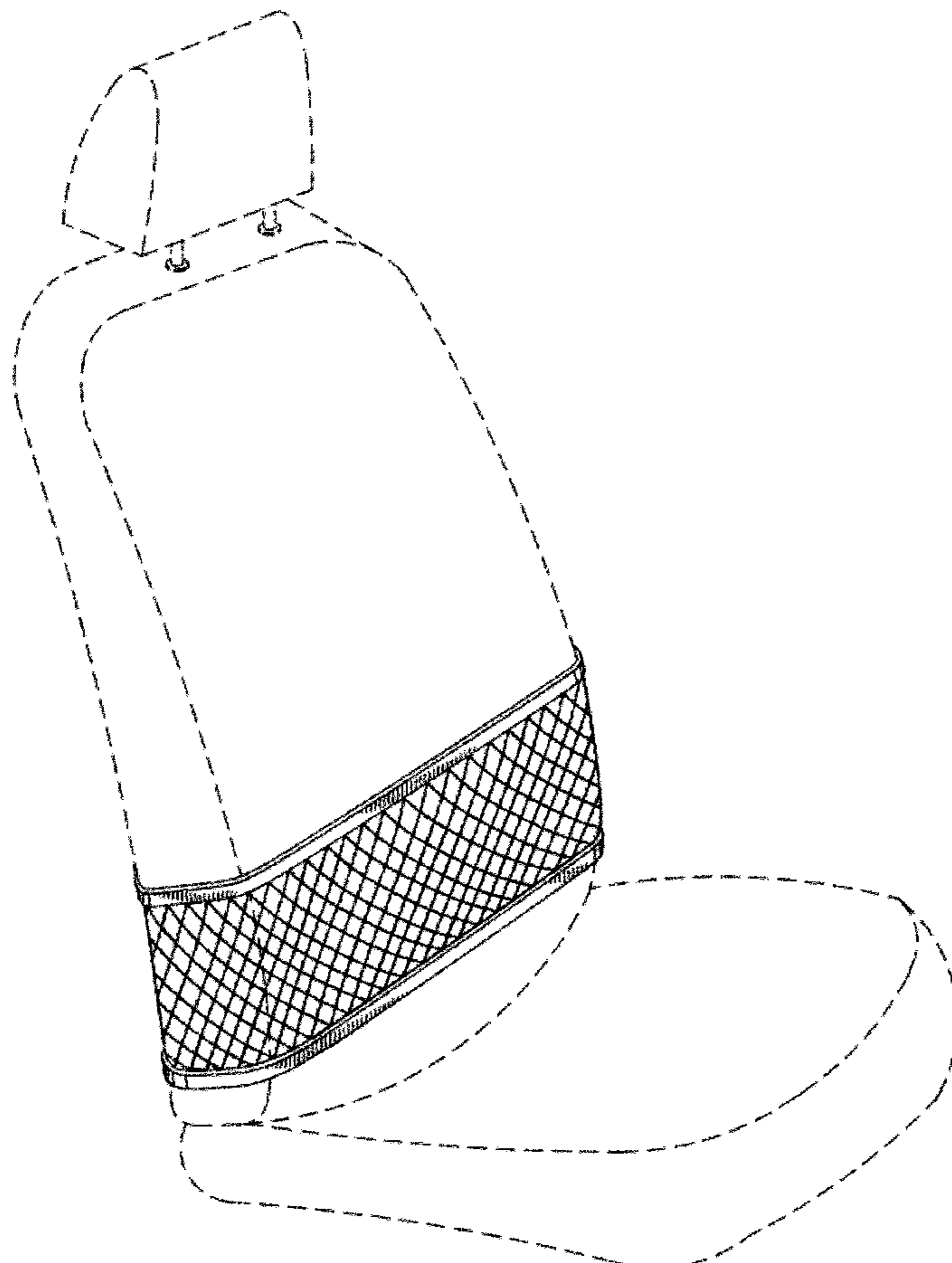


FIG. 1

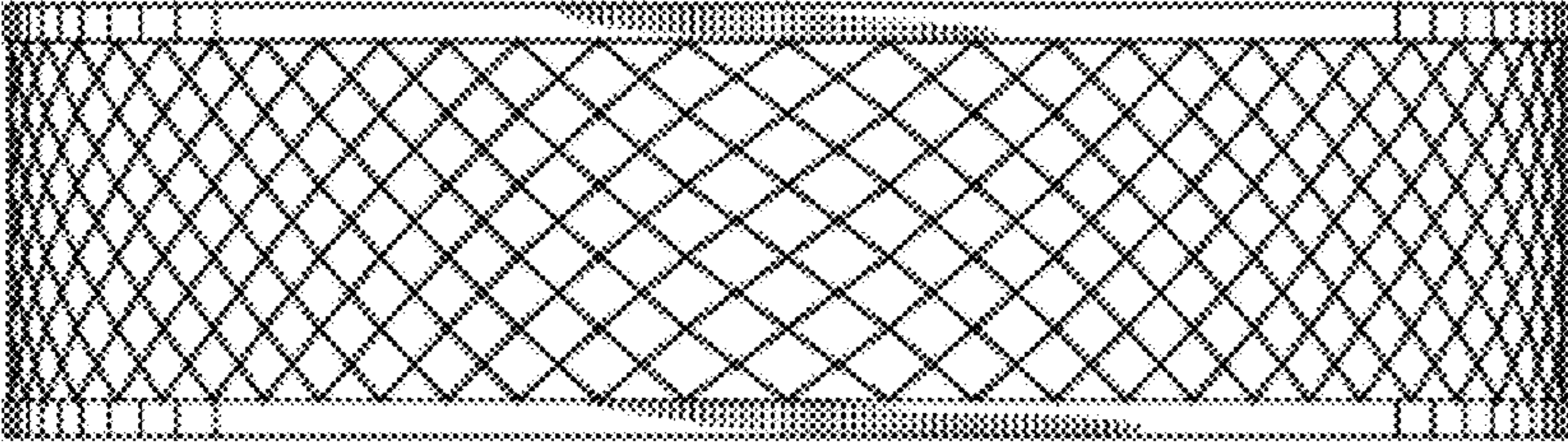


FIG. 2

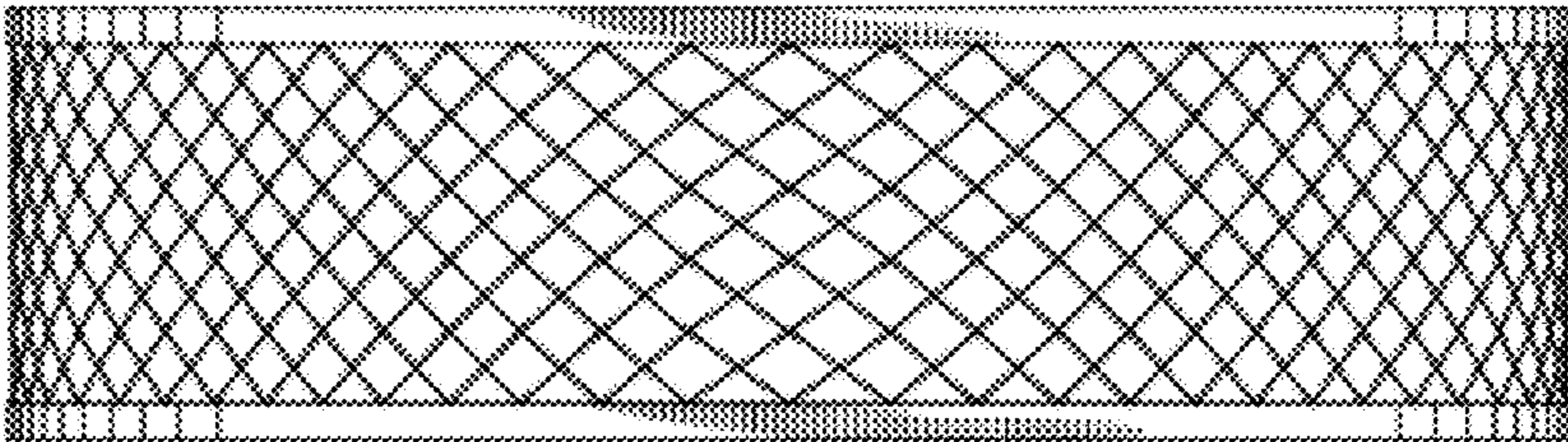


FIG. 3

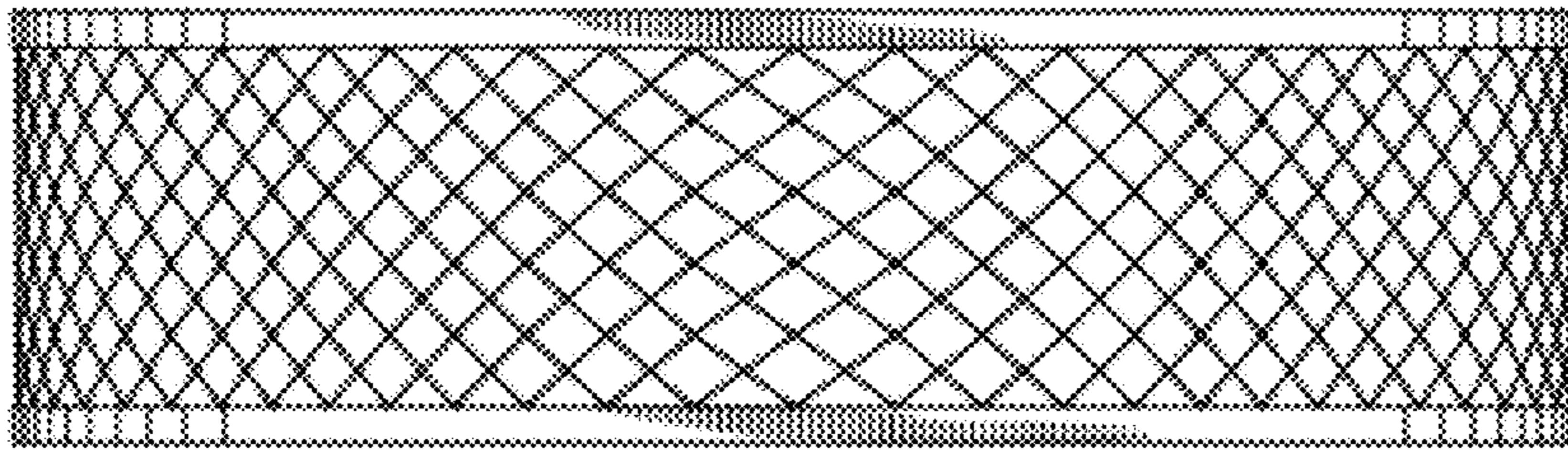


FIG. 4

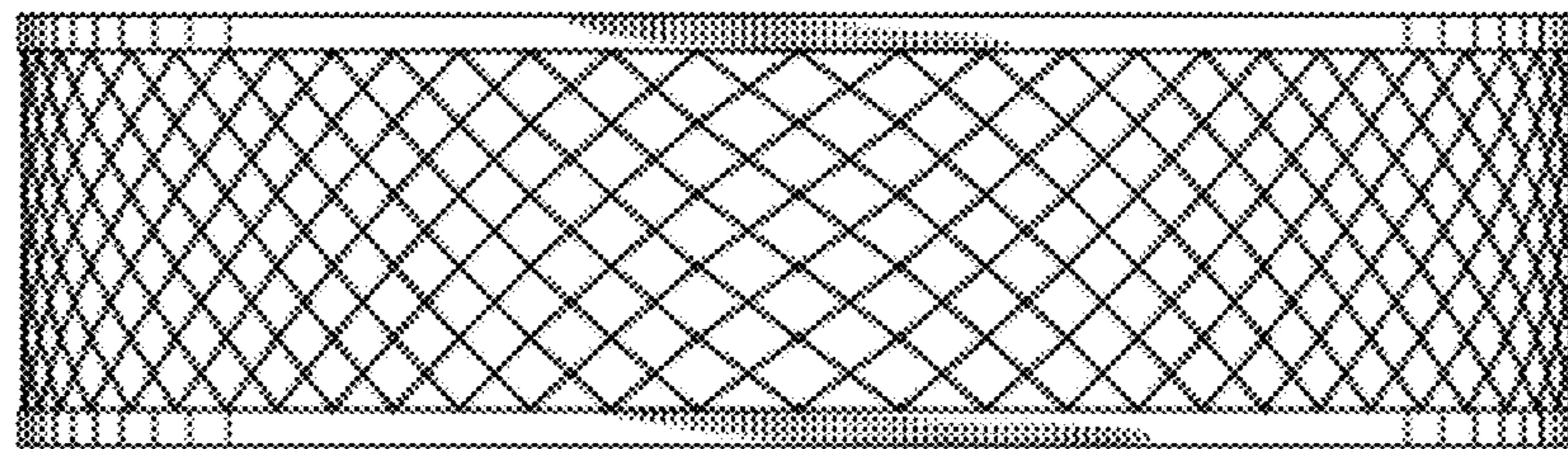


FIG. 5





FIG. 6



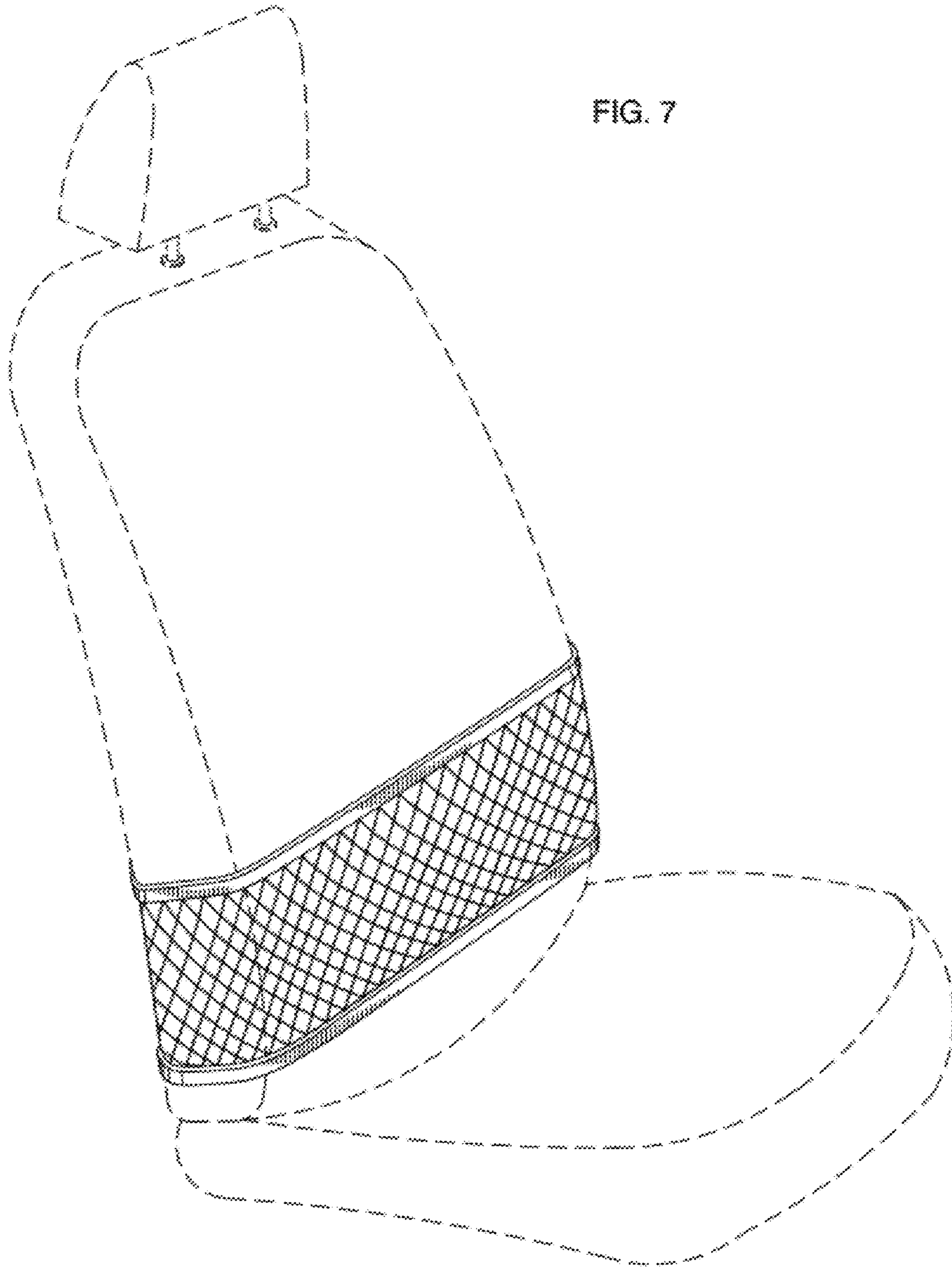


FIG. 7