



US00D654844S

(12) **United States Design Patent**
Pinto et al.

(10) **Patent No.:** **US D654,844 S**
(45) **Date of Patent:** **** Feb. 28, 2012**

(54) **ROLL OVER PROTECTION STRUCTURE**
(75) Inventors: **Massimo Pinto**, Turin (IT); **Giuseppina Razetto**, Turin (IT)

(73) Assignee: **CNH America LLC**, New Holland, PA (US)

(**) Term: **14 Years**

(21) Appl. No.: **29/375,861**

(22) Filed: **Sep. 28, 2010**

(30) **Foreign Application Priority Data**

Mar. 29, 2010 (EM) 001688144

(51) **LOC (9) Cl.** **12-06**

(52) **U.S. Cl.** **D12/222**

(58) **Field of Classification Search** D12/222,
D12/400, 401, 404, 406, 412, 414, 223, 86,
D12/93, 101; 224/923, 924; 211/100, 124,
211/2, 4, 85.7; D6/552

See application file for complete search history.

(56) **References Cited**

U.S. PATENT DOCUMENTS

3,622,177 A * 11/1971 Notestine et al. 280/756
D262,790 S * 1/1982 Bernier D12/222

D478,025 S * 8/2003 Cartwright D12/107
D569,333 S * 5/2008 Hartford D12/401
D578,467 S * 10/2008 Ohanyan D12/414
D621,328 S * 8/2010 Sistare et al. D12/222
7,806,437 B2 * 10/2010 Bowers 280/756
2002/0011743 A1 * 1/2002 Tiziano 296/190.08

* cited by examiner

Primary Examiner — Caron D Veynar

Assistant Examiner — Katrina A Betton

(74) *Attorney, Agent, or Firm* — Patrick M. Sheldrake

(57) **CLAIM**

We claim the ornamental design for the roll over protection structure, as shown and described.

DESCRIPTION

FIG. 1 is a rear right side perspective view of a roll over protection structure;

FIG. 2 is a right side view thereof;

FIG. 3 is a left side view thereof;

FIG. 4 is a top view thereof;

FIG. 5 is a front view thereof;

FIG. 6 is a rear view thereof; and,

FIG. 7 is a rear perspective view of the roll over protection structure mounted to an excavator.

The broken lines are for illustrative purposes only and form no part of the claimed design.

1 Claim, 6 Drawing Sheets



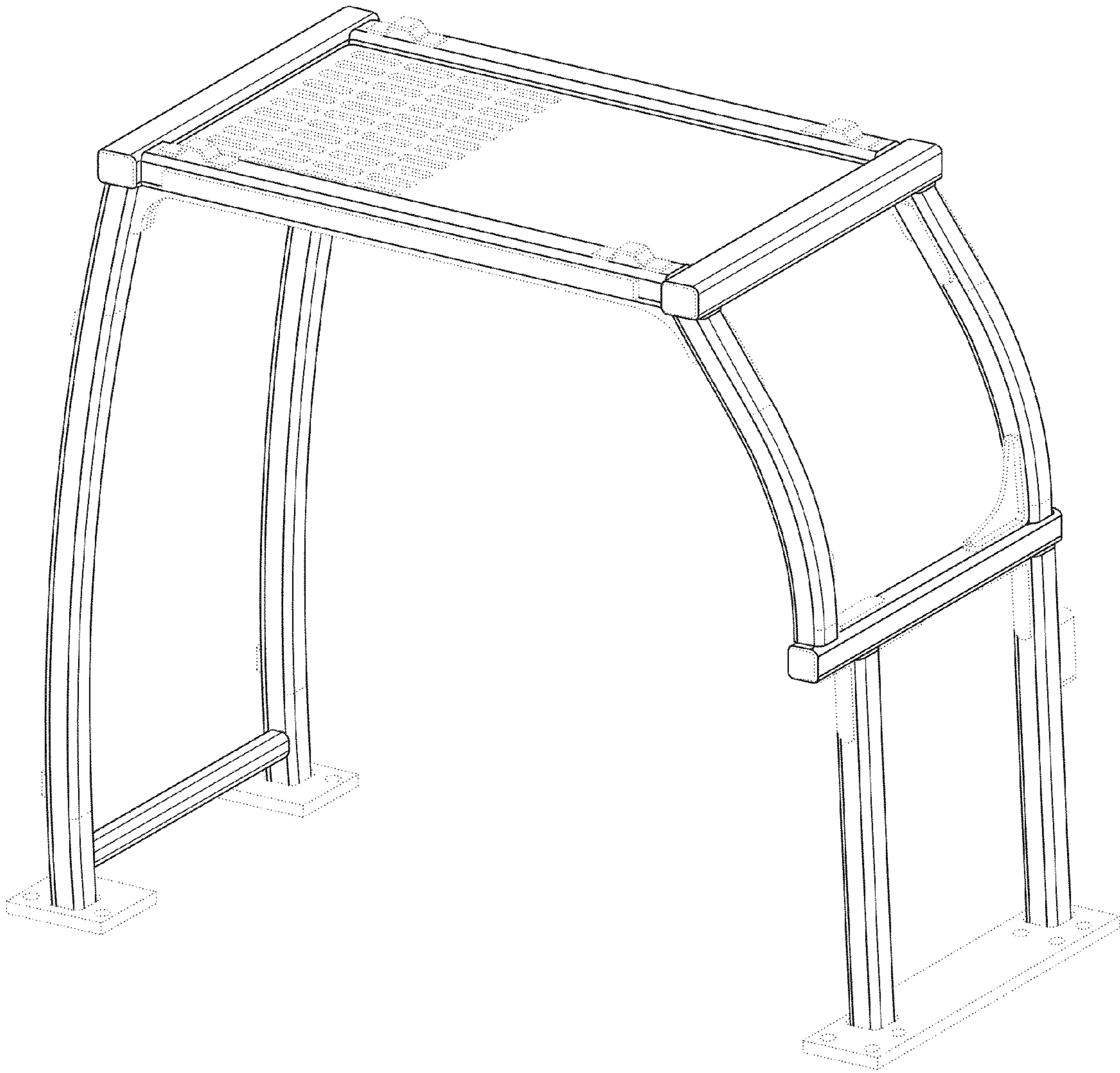


FIG. 1

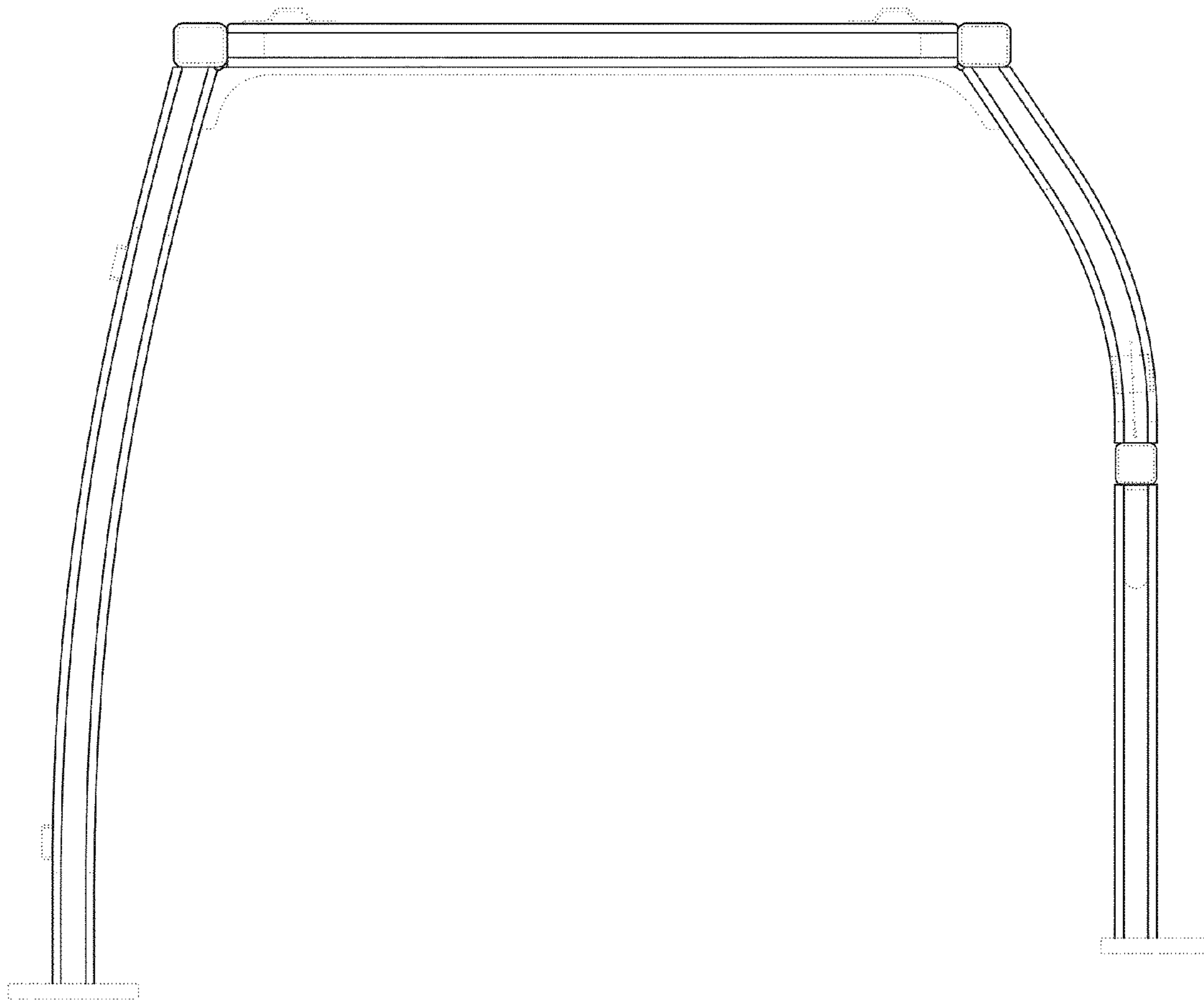


FIG. 2




FIG. 3




FIG. 4




FIG. 5




FIG. 6

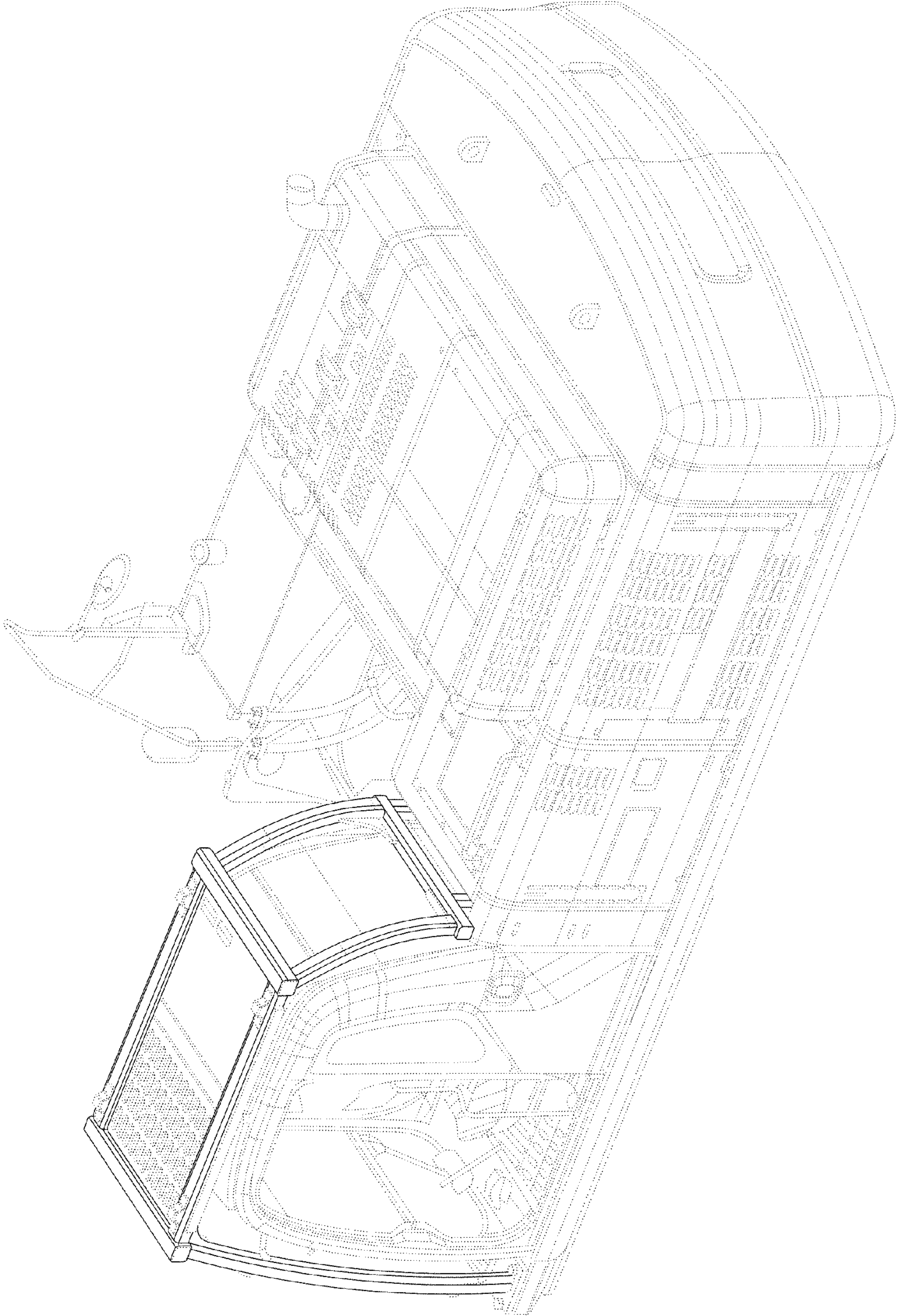


FIG. 7