



US00D654839S

(12) **United States Design Patent**  
**Contreras**

(10) **Patent No.:** **US D654,839 S**

(45) **Date of Patent:** **\*\* \*Feb. 28, 2012**

(54) **EXHAUST TIP WITH GUN BARREL SIGHT DESIGN**

(75) Inventor: **Mike P. Contreras**, San Bernardino, CA (US)

(73) Assignee: **Mike P. Contreras**, San Bernardino, CA (US)

(\* ) Notice: This patent is subject to a terminal disclaimer.

(\*\*) Term: **14 Years**

(21) Appl. No.: **29/352,733**

(22) Filed: **Dec. 23, 2009**

(51) **LOC (9) Cl.** ..... **12-16**

(52) **U.S. Cl.** ..... **D12/194**

(58) **Field of Classification Search** ..... D12/194;  
280/152.1, 152.2, 152.3, 160.1, 304.3, 770,  
280/848, 852; D15/5; 181/227, 228, 247,  
181/248, 249, 250, 251, 264, 282; 180/225,  
180/229, 296, 309, 89.2, 219; D21/572,  
D21/573; D22/100, 101, 103, 104, 108,  
D22/199

See application file for complete search history.

(56) **References Cited**

U.S. PATENT DOCUMENTS

505,006	A *	9/1893	Sauer	.....	42/76.01
D226,905	S *	5/1973	Buckalew	.....	D12/194
D447,456	S *	9/2001	Larson et al.	.....	D12/194
D467,846	S *	12/2002	McGee	.....	D12/194
D492,634	S *	7/2004	Butterfield et al.	.....	D12/194
6,935,063	B1 *	8/2005	Johnson	.....	42/40
D528,488	S *	9/2006	Webb	.....	D12/194

\* cited by examiner

*Primary Examiner* — Michael Pratt


(57) **CLAIM**

The ornamental design for an exhaust tip with gun barrel sight design, as shown and described.

**DESCRIPTION**

FIG. 1 is a perspective view of a exhaust tip with gun barrel sight design, showing my new design;  
FIG. 2 is a front elevational view of the invention;  
FIG. 3 is a rear elevational view of the invention;  
FIG. 4 is a left side elevational view of the invention, the right-side elevational view being a mirror image thereof;  
FIG. 5 is a top plan view of the invention; and,  
FIG. 6 is a bottom plan view of the invention.

**1 Claim, 2 Drawing Sheets**



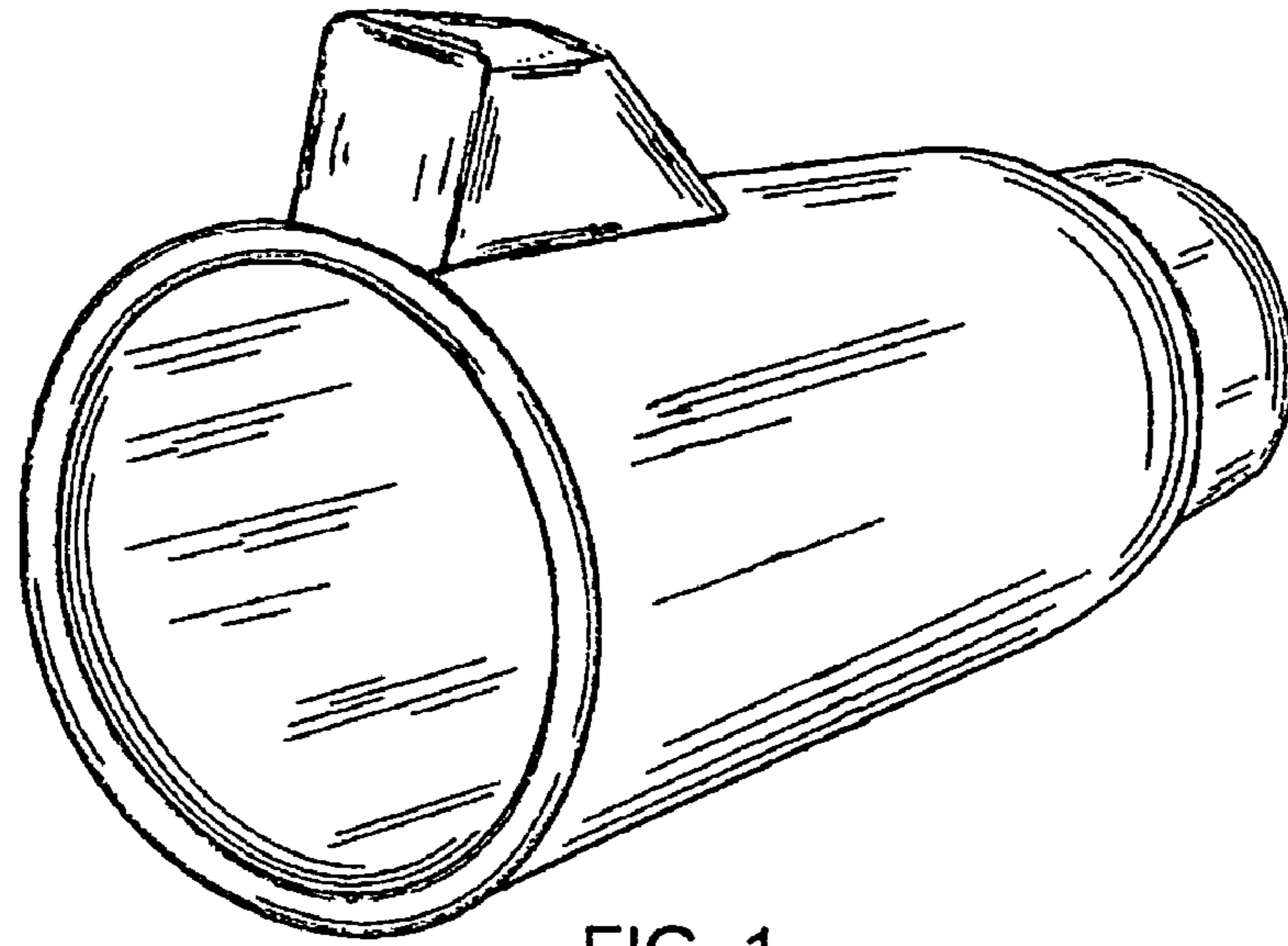


FIG. 1

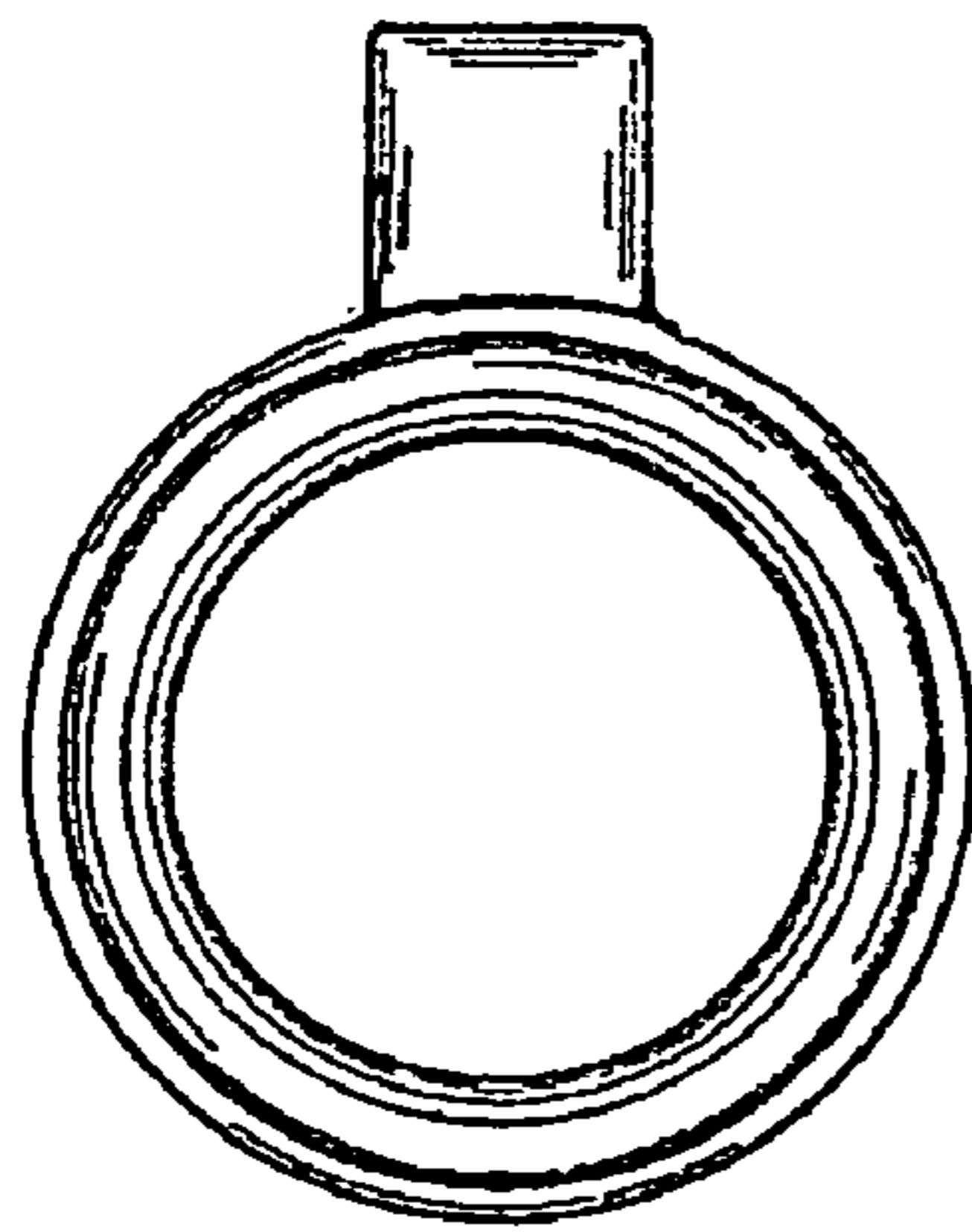


FIG. 2

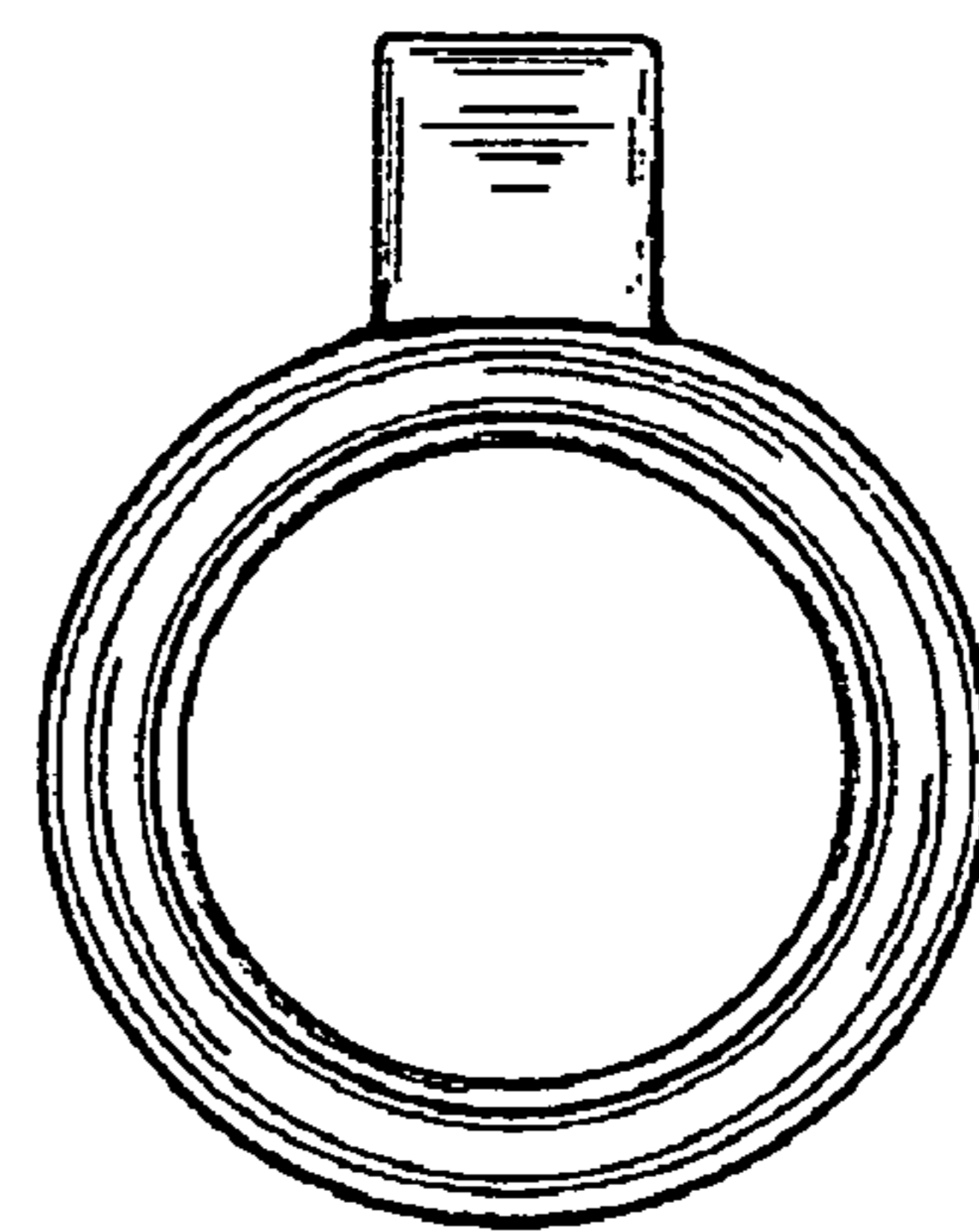


FIG. 3




FIG. 4




FIG. 5




FIG. 6