



US00D654834S

(12) **United States Design Patent**
Kelly

(10) **Patent No.:** **US D654,834 S**
(45) **Date of Patent:** **** Feb. 28, 2012**

(54) **VEHICLE GRILL**

(75) Inventor: **Lawrence Kelly**, Mission Viejo, CA
(US)

(73) Assignee: **Danchuk Manufacturing, Inc.**, Santa
Ana, CA (US)

(**) Term: **14 Years**

(21) Appl. No.: **29/372,145**

(22) Filed: **Oct. 21, 2010**

(51) **LOC (9) Cl.** **12-16**

(52) **U.S. Cl.** **D12/163**

(58) **Field of Classification Search** D12/163,
D12/196, 171, 216, 90-92, 86; 180/68.1,
180/68.6; 296/193.11

See application file for complete search history.

(56) **References Cited**

U.S. PATENT DOCUMENTS

D475,330 S	*	6/2003	Homan	D12/163
D526,605 S	*	8/2006	Chung	D12/163
D531,555 S	*	11/2006	Hooper	D12/163
D561,654 S	*	2/2008	Platto et al.	D12/163
D572,176 S	*	7/2008	Cunningham	D12/163

D573,067 S	*	7/2008	Ho	D12/163
D575,687 S	*	8/2008	Hatake	D12/163
D578,937 S	*	10/2008	Hayashi et al.	D12/163
D585,791 S	*	2/2009	Robinson	D12/92

* cited by examiner

Primary Examiner — Melody N Brown

(74) *Attorney, Agent, or Firm* — Leonard Tachner

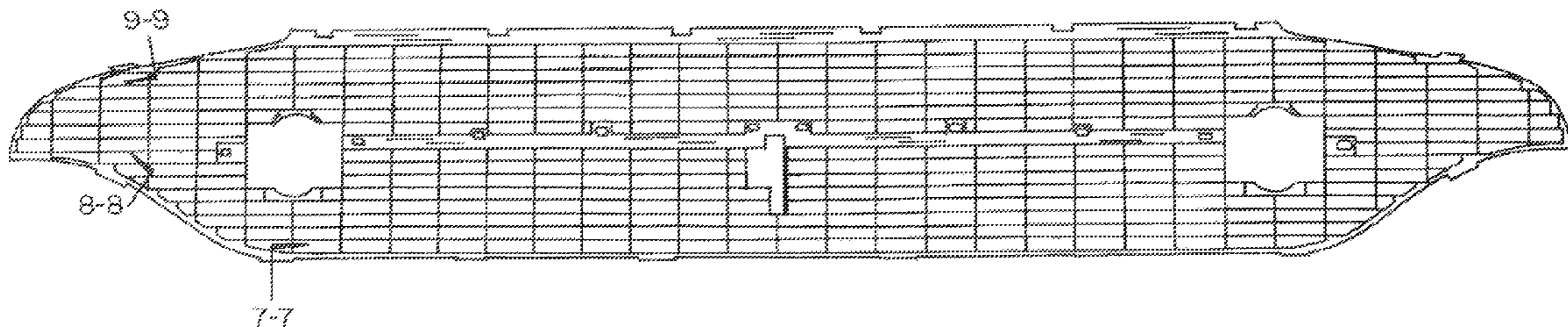
(57) **CLAIM**

The ornamental design for a vehicle grill, as shown and described.

DESCRIPTION

FIG. 1 is a front elevation view of a vehicle grill showing my new design;
 FIG. 2 is a rear elevation view thereof;
 FIG. 3 is a top plan view thereof;
 FIG. 4 is a bottom plan view thereof;
 FIG. 5 is a right side elevation view thereof;
 FIG. 6 is a left side elevation view thereof;
 FIG. 7 is a cross sectional view taken along line 7-7 in FIG. 1;
 FIG. 8 is a cross sectional view taken along line 8-8 in FIG. 1;
 and,
 FIG. 9 is a cross sectional view taken along line 9-9 in FIG. 1.

1 Claim, 3 Drawing Sheets



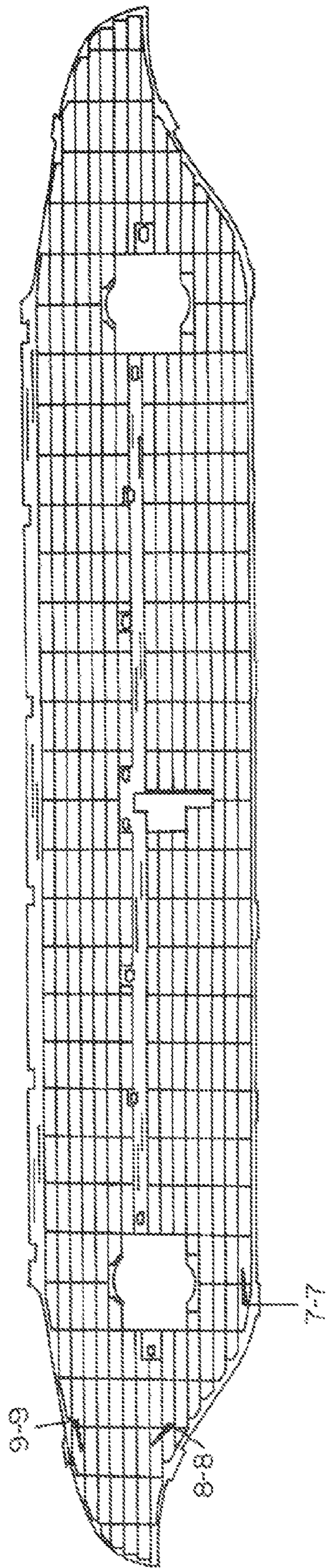


FIG. 1

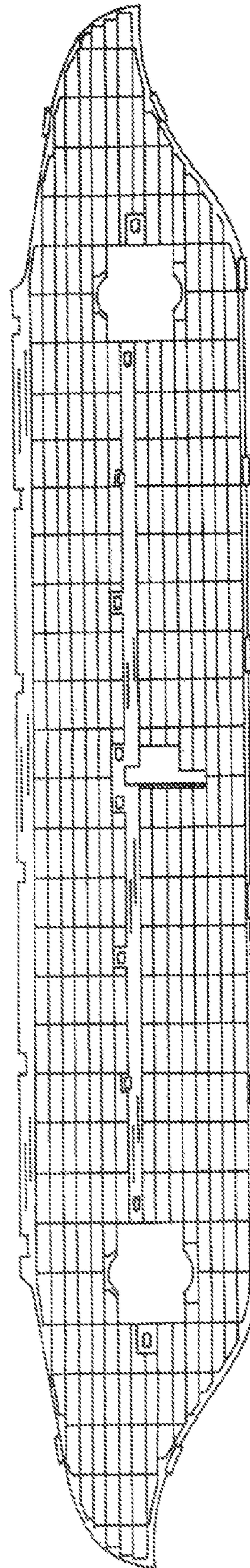


FIG. 2



FIG. 3



FIG. 4

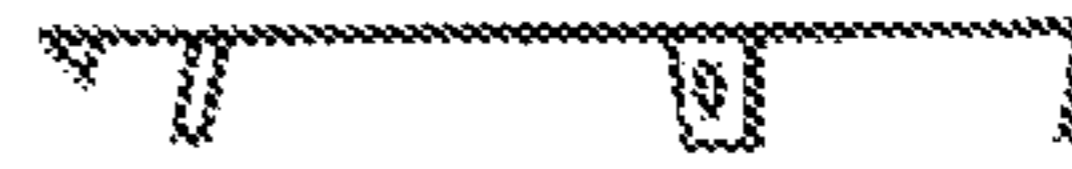


FIG. 6




FIG. 5

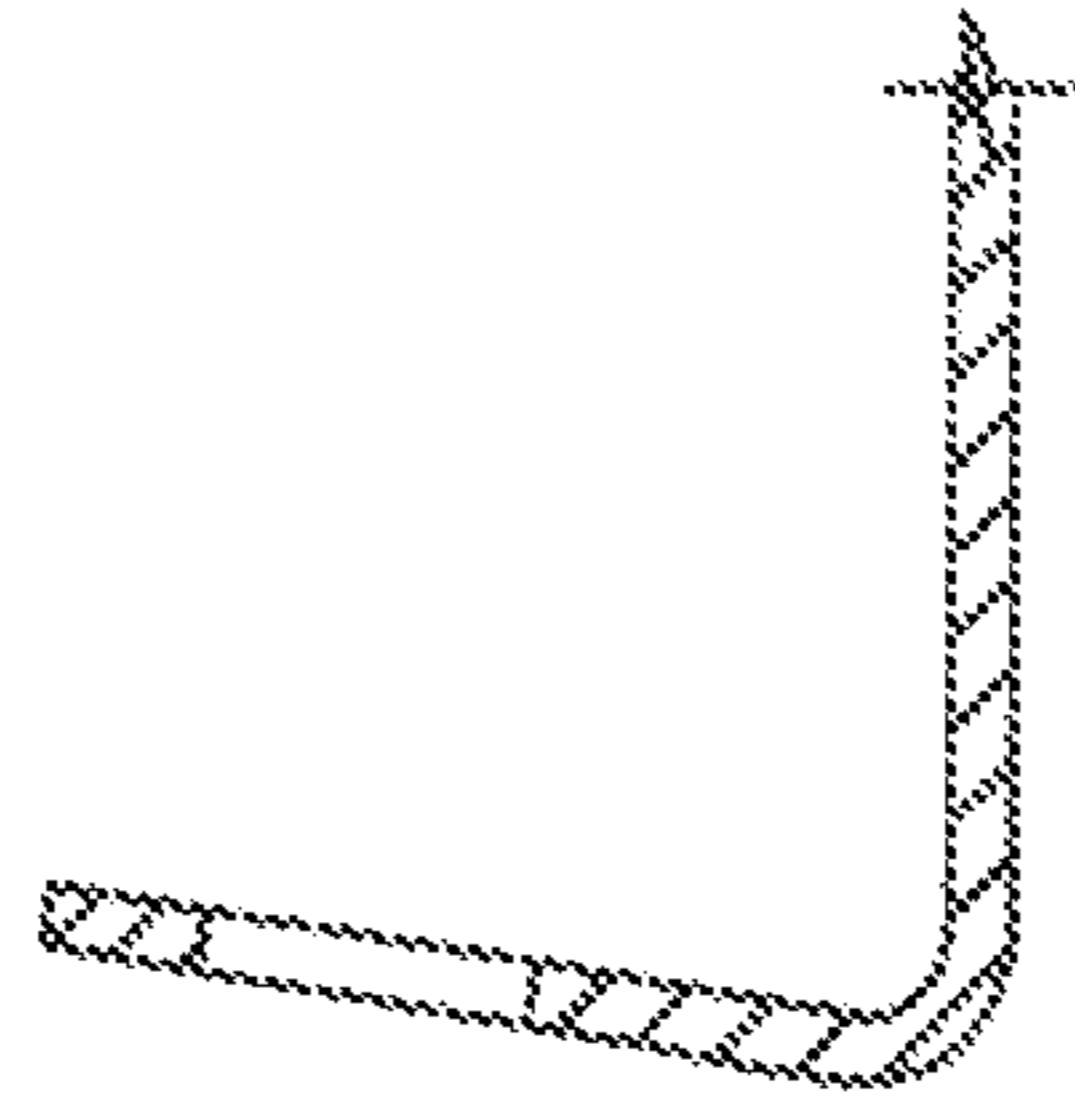


FIG. 7

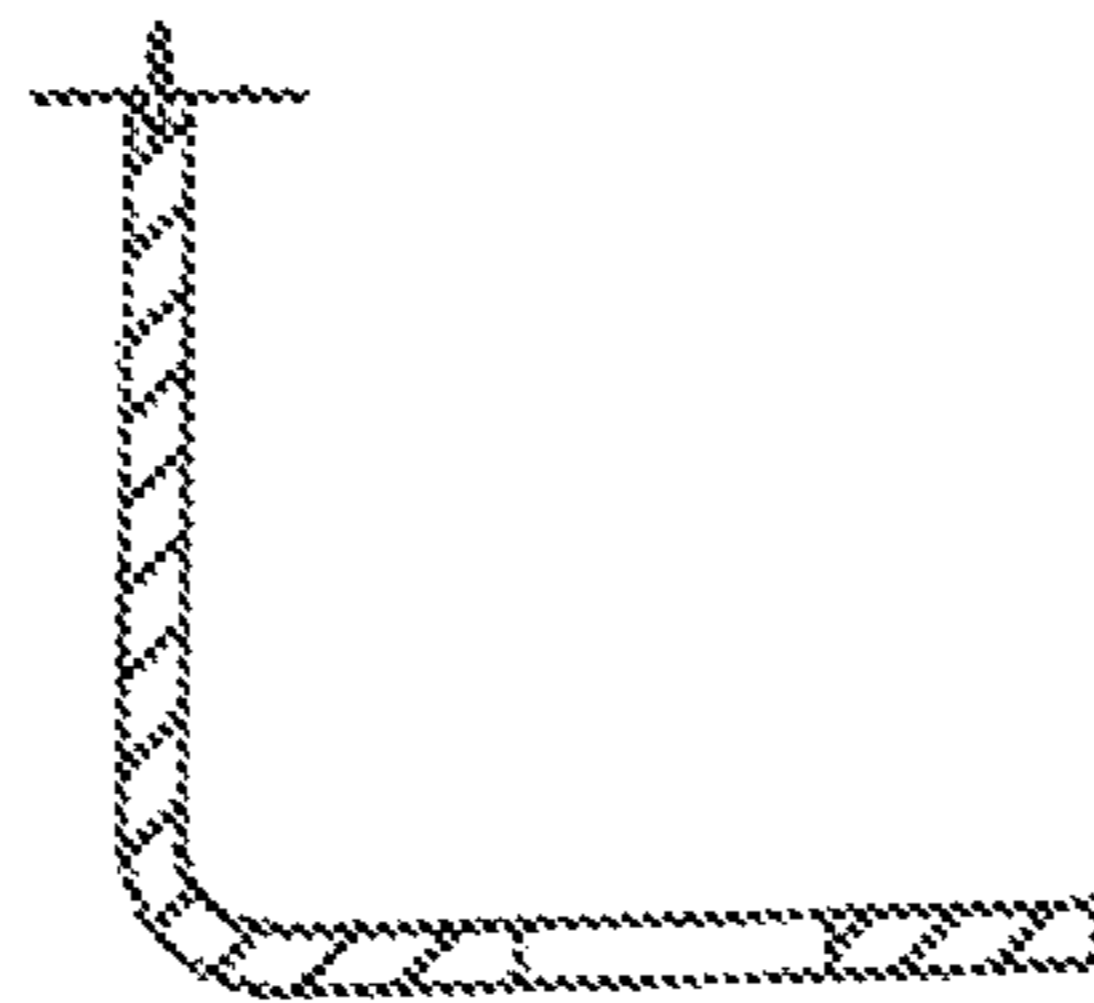


FIG. 8

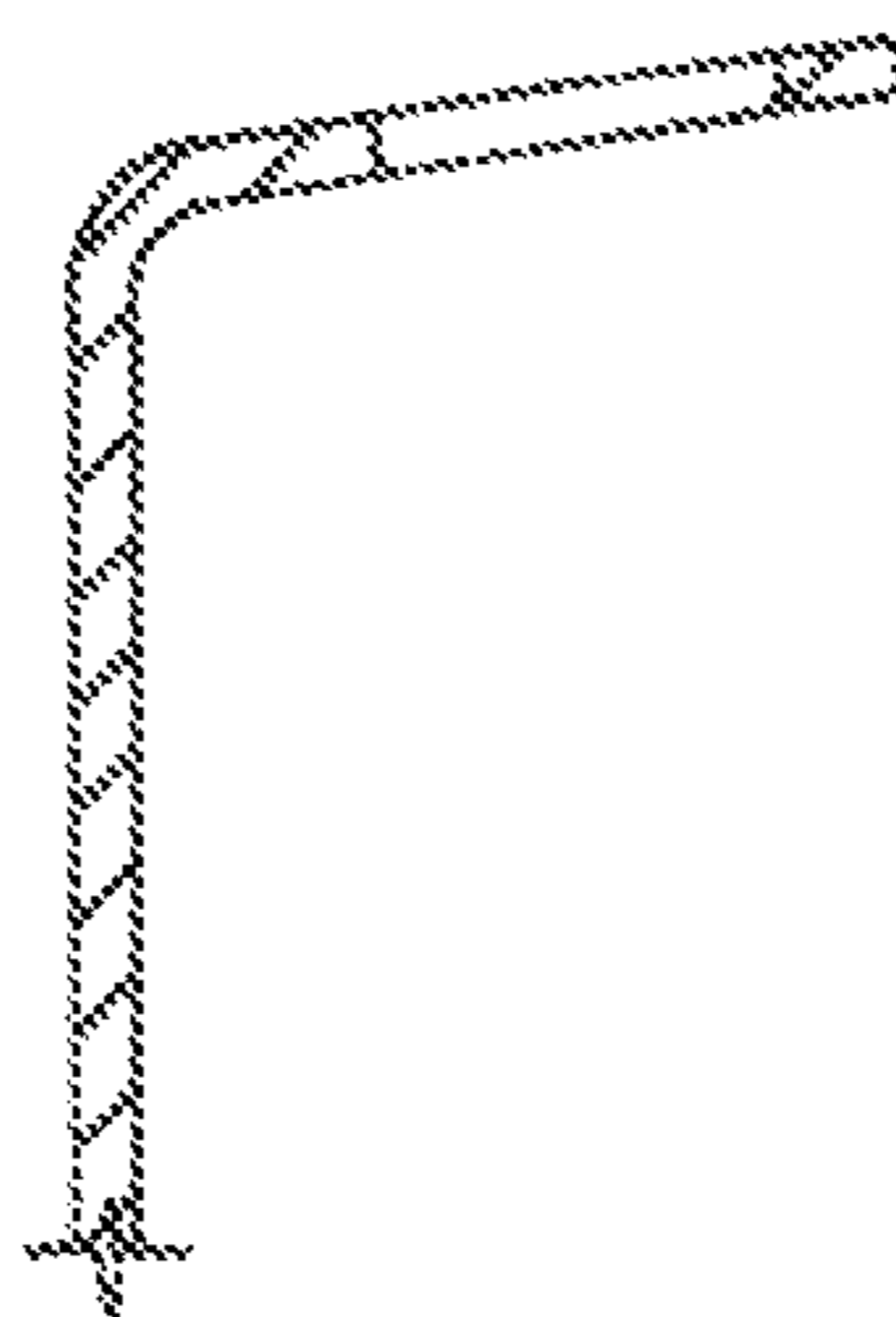


FIG. 9