

US00D654824S

(12) **United States Design Patent**
Bartl

(10) **Patent No.:** **US D654,824 S**

(45) **Date of Patent:** **** Feb. 28, 2012**

(54) **STONE**

(75) Inventor: **Richard Bartl**, Terfens (AT)

(73) Assignee: **Swarovski Aktiengesellschaft**, Triesen (LI)

(**) Term: **14 Years**

(21) Appl. No.: **29/380,264**

(22) Filed: **Dec. 2, 2010**

(30) **Foreign Application Priority Data**

Jul. 19, 2010 (EM) 1225502-0001

(51) **LOC (9) Cl.** **11-01**

(52) **U.S. Cl.** **D11/89**

(58) **Field of Classification Search** D11/1-2,
D11/26-29, 89-92; 63/26-28, 32
See application file for complete search history.

(56) **References Cited**

U.S. PATENT DOCUMENTS

D543,892 S * 6/2007 Prechtl D11/90
D544,392 S * 6/2007 Prechtl D11/90
D560,542 S * 1/2008 Prechtl D11/90

D592,988 S * 5/2009 Mosmann D11/89
D594,367 S * 6/2009 Schneider D11/89
D594,369 S * 6/2009 Mosmann D11/89
D596,523 S * 7/2009 Castelein D11/89
D603,747 S * 11/2009 Meyer D11/89
D604,662 S * 11/2009 Bartl D11/89
D625,220 S * 10/2010 Ehrenstrasser D11/89
D638,575 S * 5/2011 Meyer D26/154

* cited by examiner

Primary Examiner — Ralf Seifert

(74) *Attorney, Agent, or Firm* — Wenderoth, Lind & Ponack, L.L.P.

(57) **CLAIM**

The ornamental design for an ornamental stone, as shown and described.

DESCRIPTION

FIG. 1 is a front view of the invention;
FIG. 2 is a rear view of the invention;
FIG. 3 is a left side view of the invention;
FIG. 4 is a right side view of the invention;
FIG. 5 is a top view of the invention;
FIG. 6 is a bottom view of the invention; and,
FIG. 7 is a perspective view of the invention.

1 Claim, 7 Drawing Sheets

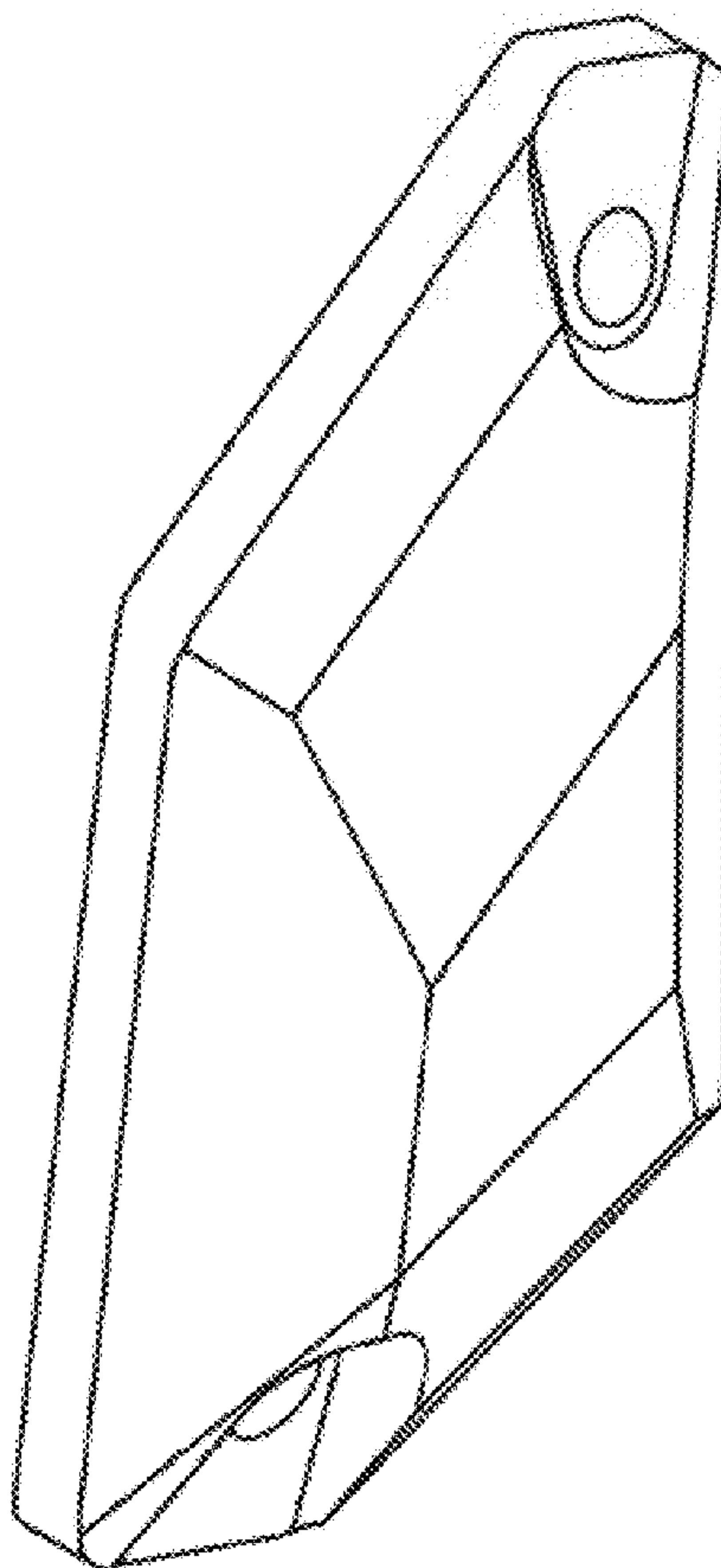


FIG. 1

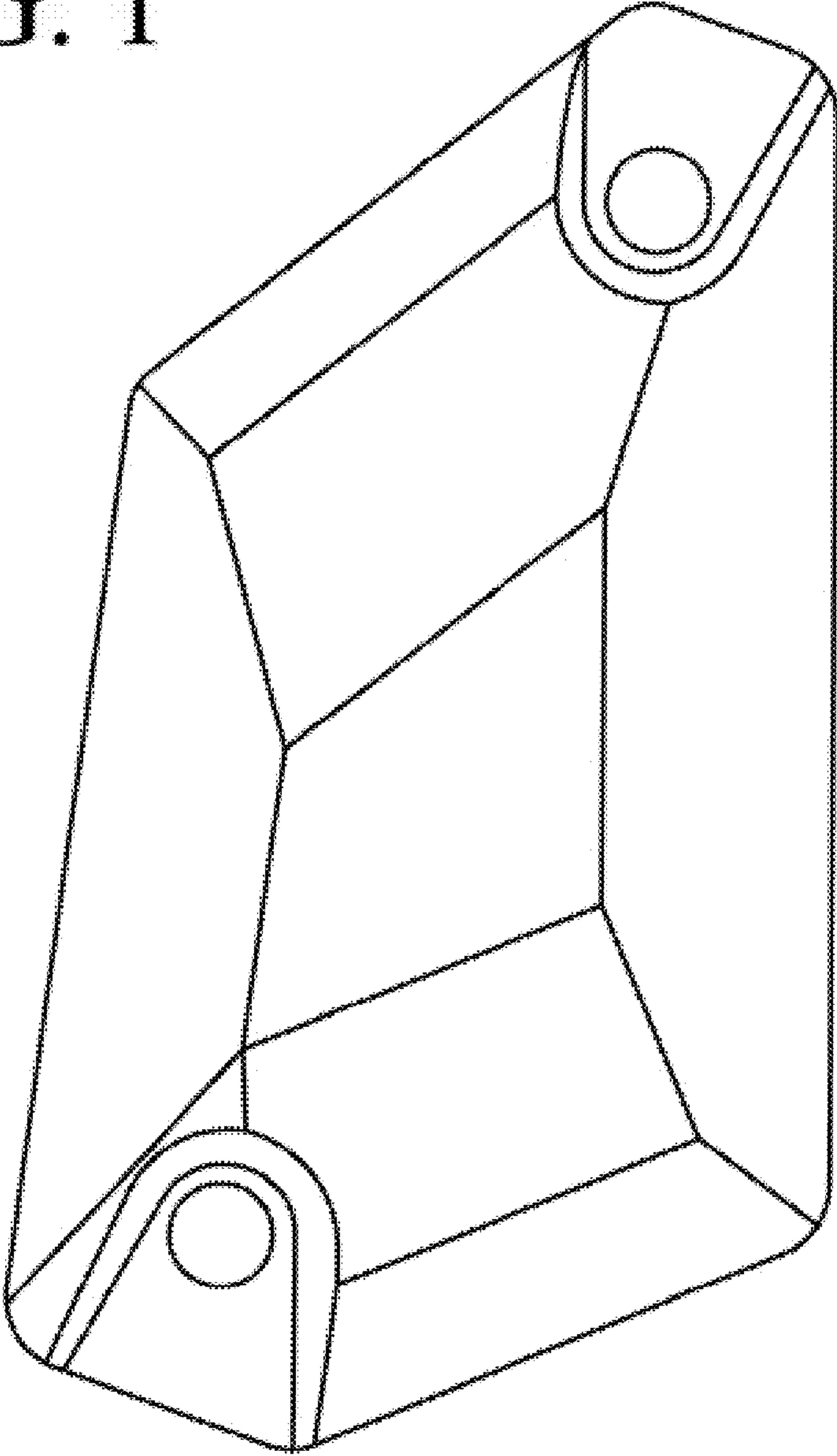


FIG. 2

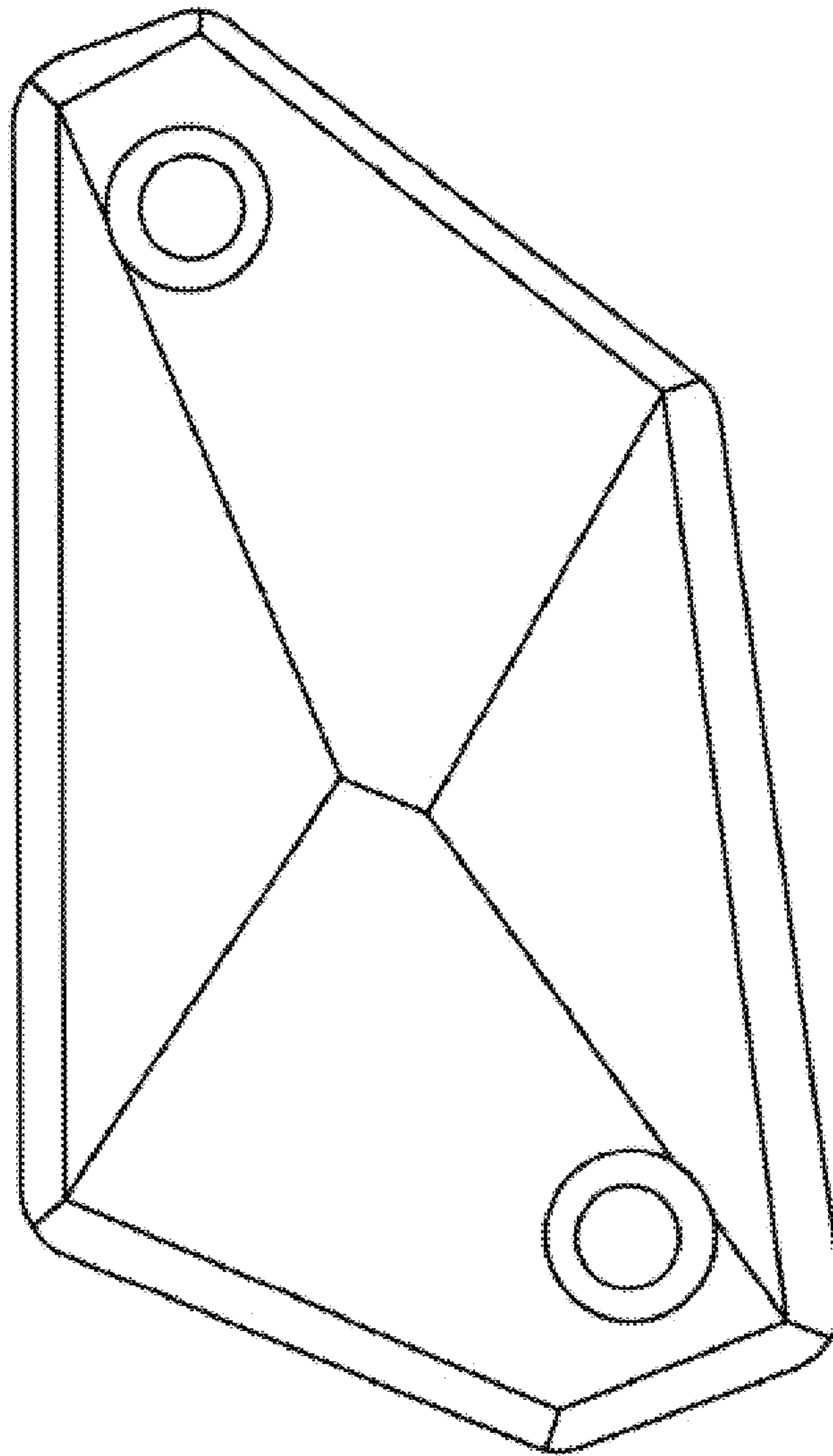


FIG. 3




FIG. 4




FIG. 5

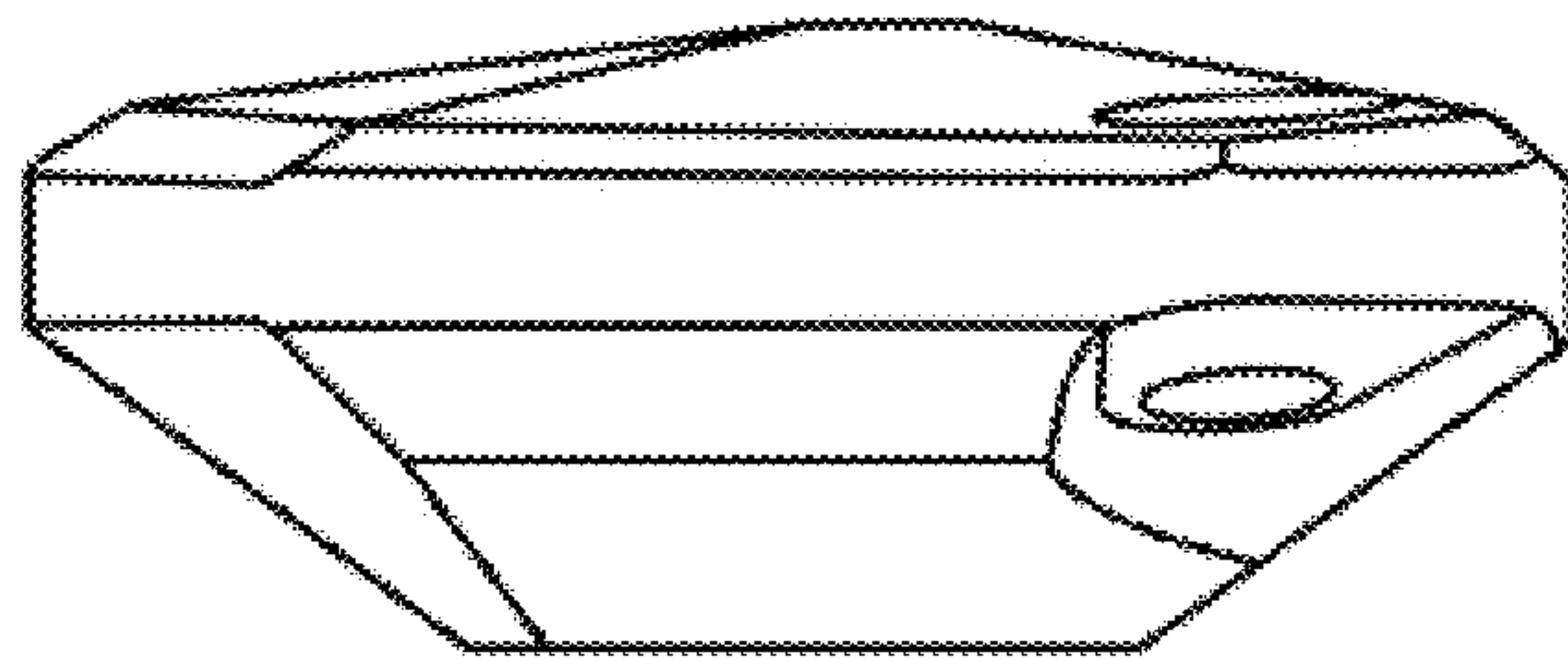


FIG. 6

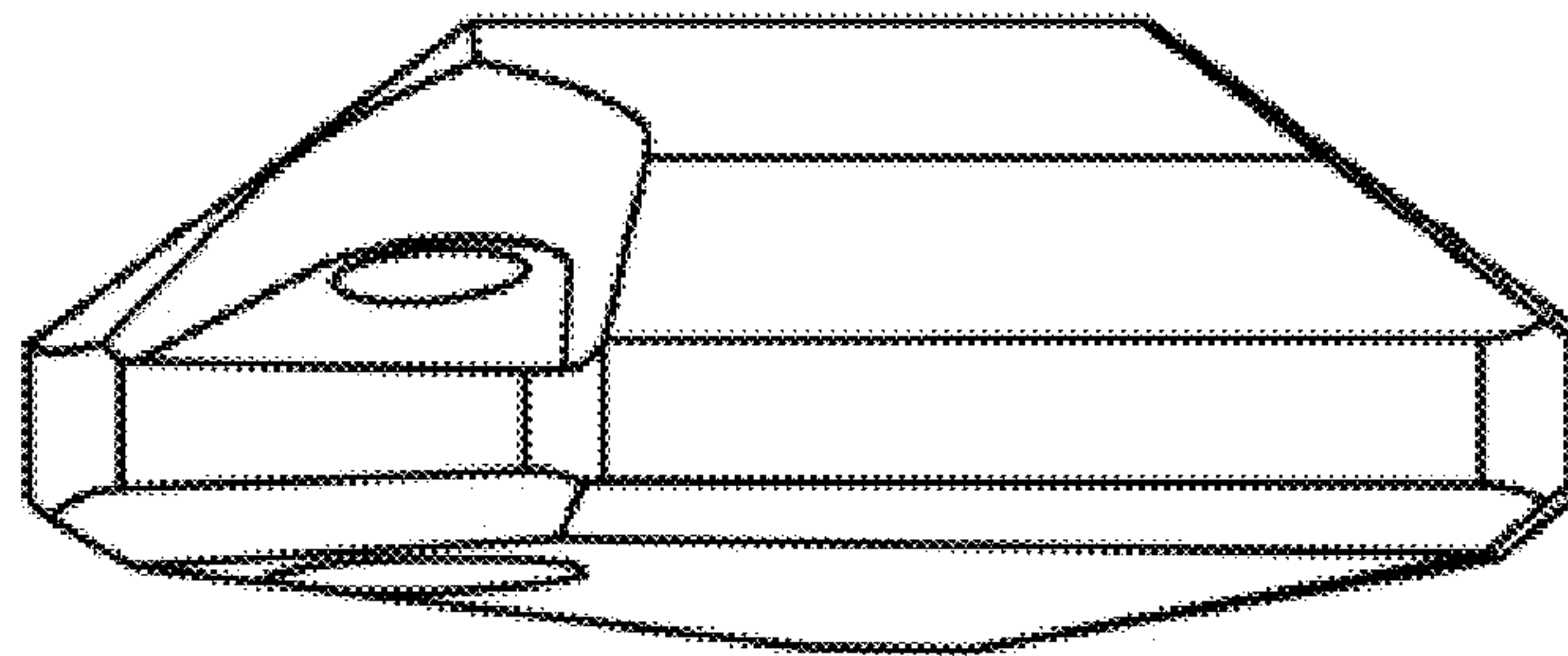


FIG. 7

