



US00D654807S

(12) **United States Design Patent**
Durflinger et al.

(10) **Patent No.:** **US D654,807 S**
(45) **Date of Patent:** **** Feb. 28, 2012**

(54) **SPRAY DISPENSING CONTAINER**

(75) Inventors: **Nathan D. Durflinger**, Youngstown, OH (US); **Michael Lorenz**, Gahanna, OH (US); **Chris W. Cicenas**, Pataskala, OH (US)

(73) Assignee: **R.J. Reynolds Tobacco Company**, Winston-Salem, NC (US)

(**) Term: **14 Years**

(21) Appl. No.: **29/392,269**

(22) Filed: **May 19, 2011**

(51) **LOC (9) Cl.** **09-01**

(52) **U.S. Cl.** **D9/687**; D9/686

(58) **Field of Classification Search** D9/682-694, D9/516-575, 434-455, 723-729; D28/5, D28/76, 77, 91.1; 222/129, 135, 153.01, 222/153.03, 153.04, 153.09, 153.11-153.14, 222/182, 631, 635, 209, 211-213, 215, 321.7-321.9, 222/372, 373, 378, 379, 383.1, 384-386, 222/398, 400.7, 400.8, 401, 402.1-402.25; D24/108, 110, 110.5; 128/200.12, 200.14, 128/200.17-200.23, 203.12-203.24; D27/139, D27/141-161, 172, 183-194

See application file for complete search history.

(56) **References Cited**

U.S. PATENT DOCUMENTS

D153,840	S	*	5/1949	Anbender et al.	D28/91.1
D182,860	S	*	5/1958	Szajna	D9/724
D222,827	S	*	1/1972	Newman	D9/687
D248,046	S	*	5/1978	Tada	D24/113
D259,020	S	*	4/1981	Beguin	D9/529
D270,863	S	*	10/1983	Martinez	D28/91.1
D271,245	S	*	11/1983	Martinez	D28/91.1
D288,491	S	*	2/1987	Speitel	D28/91.1
D293,208	S	*	12/1987	van der Heijden	D9/521
D343,351	S	*	1/1994	Haythornthwaite	D9/689
D414,683	S		10/1999	DeJong et al.		
D419,433	S	*	1/2000	Conway	D9/687
D472,802	S	*	4/2003	Barnes et al.	D9/731

6,712,244	B1		3/2004	Sallows et al.		
6,871,798	B2		3/2005	Mathiez		
7,025,232	B2		4/2006	Green		
D525,871	S	*	8/2006	Zeh et al.	D9/521
D532,695	S	*	11/2006	Grant	D9/521
D541,170	S		4/2007	Bloc		
7,249,720	B2		7/2007	Mathiez		
D549,573	S	*	8/2007	Liebe et al.	D9/420
D550,350	S	*	9/2007	Clarke et al.	D24/110
D568,736	S	*	5/2008	Born et al.	D9/424

(Continued)

FOREIGN PATENT DOCUMENTS

CN 3483912 * 11/2005

(Continued)

Primary Examiner — Catherine Tuttle

(74) *Attorney, Agent, or Firm* — Womble Carlyle Sandridge & Rice, LLP

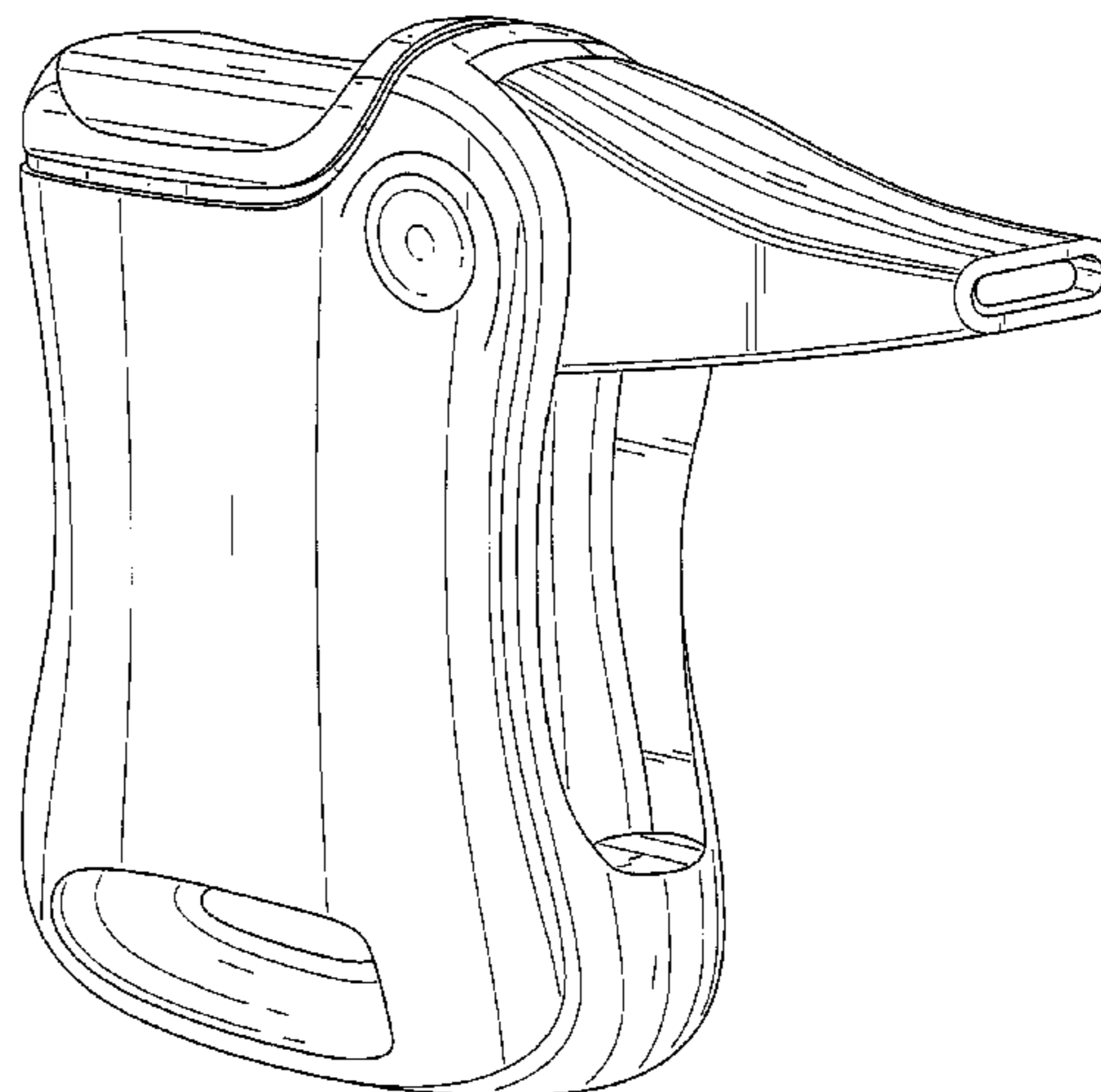
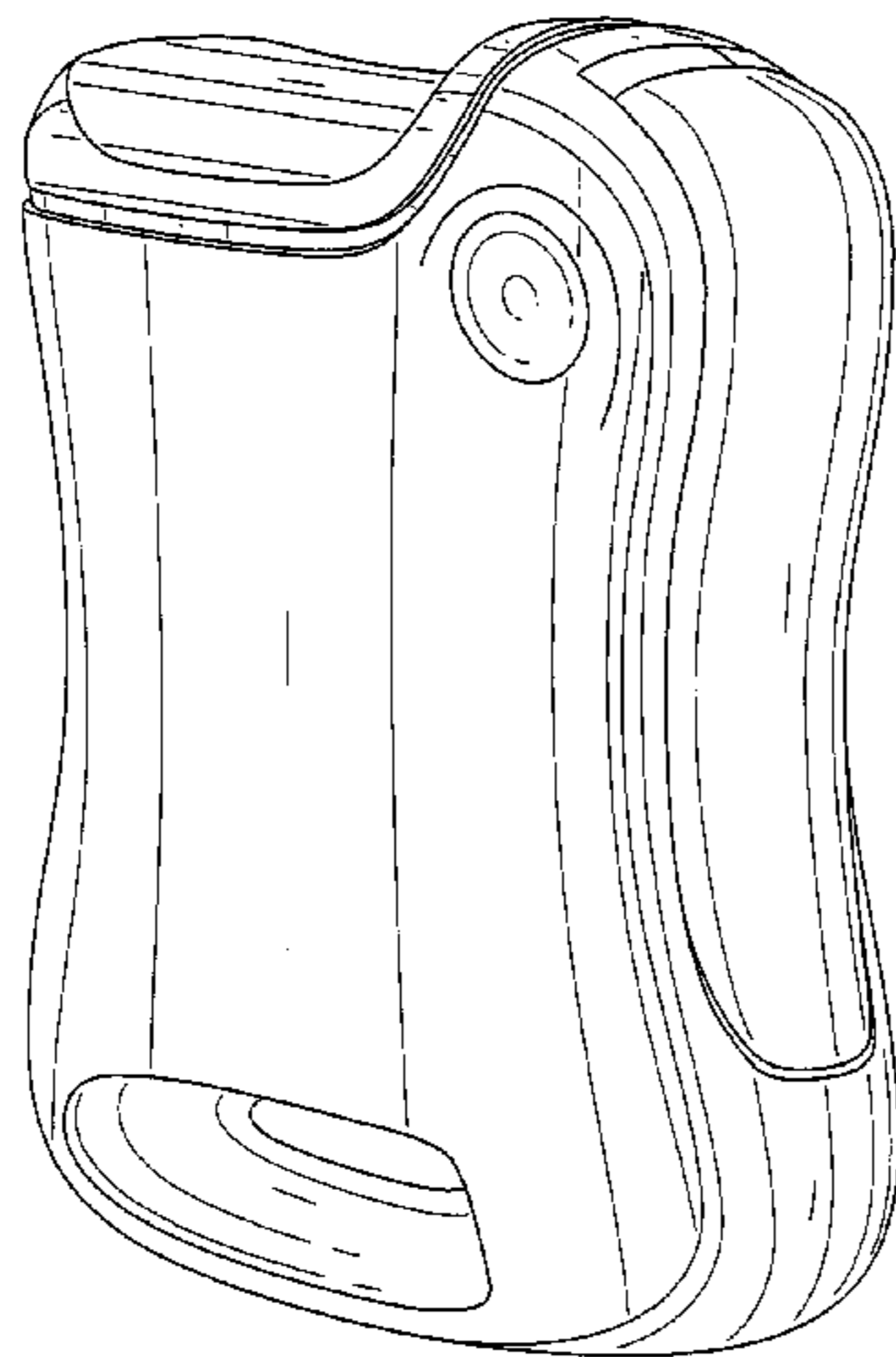
(57) **CLAIM**

The ornamental design for a spray dispensing container, as shown and described.

DESCRIPTION

FIG. 1 is a top, front perspective view of a spray dispensing container showing our new design in a closed configuration; FIG. 2 is a bottom, rear perspective view thereof; FIG. 3 is a side view thereof; FIG. 4 is a side view thereof, wherein the container is rotated around a vertical axis 180° in relation to the view illustrated in FIG. 3; FIG. 5 is a rear view thereof; FIG. 6 is a front view thereof; FIG. 7 is a top plan view thereof; FIG. 8 is a bottom plan view thereof; FIG. 9 is a top, front perspective view showing our new design in an open configuration; FIG. 10 is a bottom, rear perspective view of FIG. 9; FIG. 11 is a side view of FIG. 9; and, FIG. 12 is a front view of FIG. 9.

1 Claim, 10 Drawing Sheets



US D654,807 S

Page 2

U.S. PATENT DOCUMENTS

D573,889	S	*	7/2008	Short et al.	D9/529	EM	000031000-0001	*	8/2003
D608,218	S		1/2010	Llewellyn et al.		EM	001032718-0001	*	12/2008
D615,420	S	*	5/2010	Joo et al.	D9/730	EM	000846779-0001	*	2/2010
7,866,328	B2	*	1/2011	Chen	132/287	JP	D1180082	*	7/2003
D634,204	S		3/2011	Llewellyn et al.		KR	300380566.0000	*	5/2005
D637,074	S	*	5/2011	Maki et al.	D9/417	KR	300430622.0000	*	11/2006
2006/0231453	A1		10/2006	Grant et al.		KR	300476295.0000	*	1/2008
2007/0186924	A1	*	8/2007	Terrasi	128/200.23	KR	300531876.0000	*	6/2009
2008/0210659	A1	*	9/2008	McKinney et al.	215/382	WO	WO 2004/037435		5/2004
2011/0049188	A1		3/2011	Parisi et al.		WO	WO 2004/080515		9/2004
						WO	WO 2008/037470		4/2008

FOREIGN PATENT DOCUMENTS

CN	3496631	*	1/2006
CN	301524791	*	4/2011

* cited by examiner

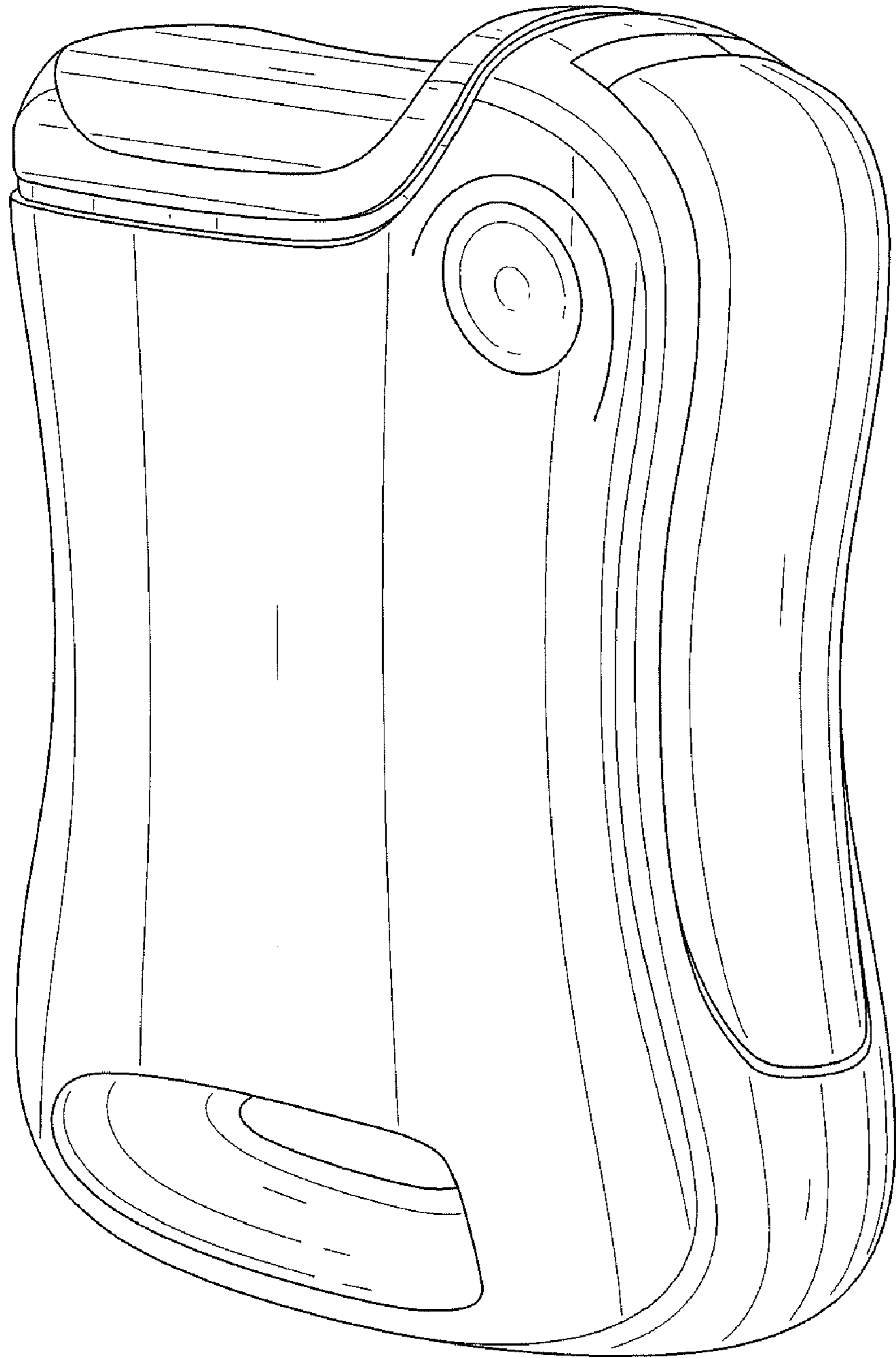


FIG. 1

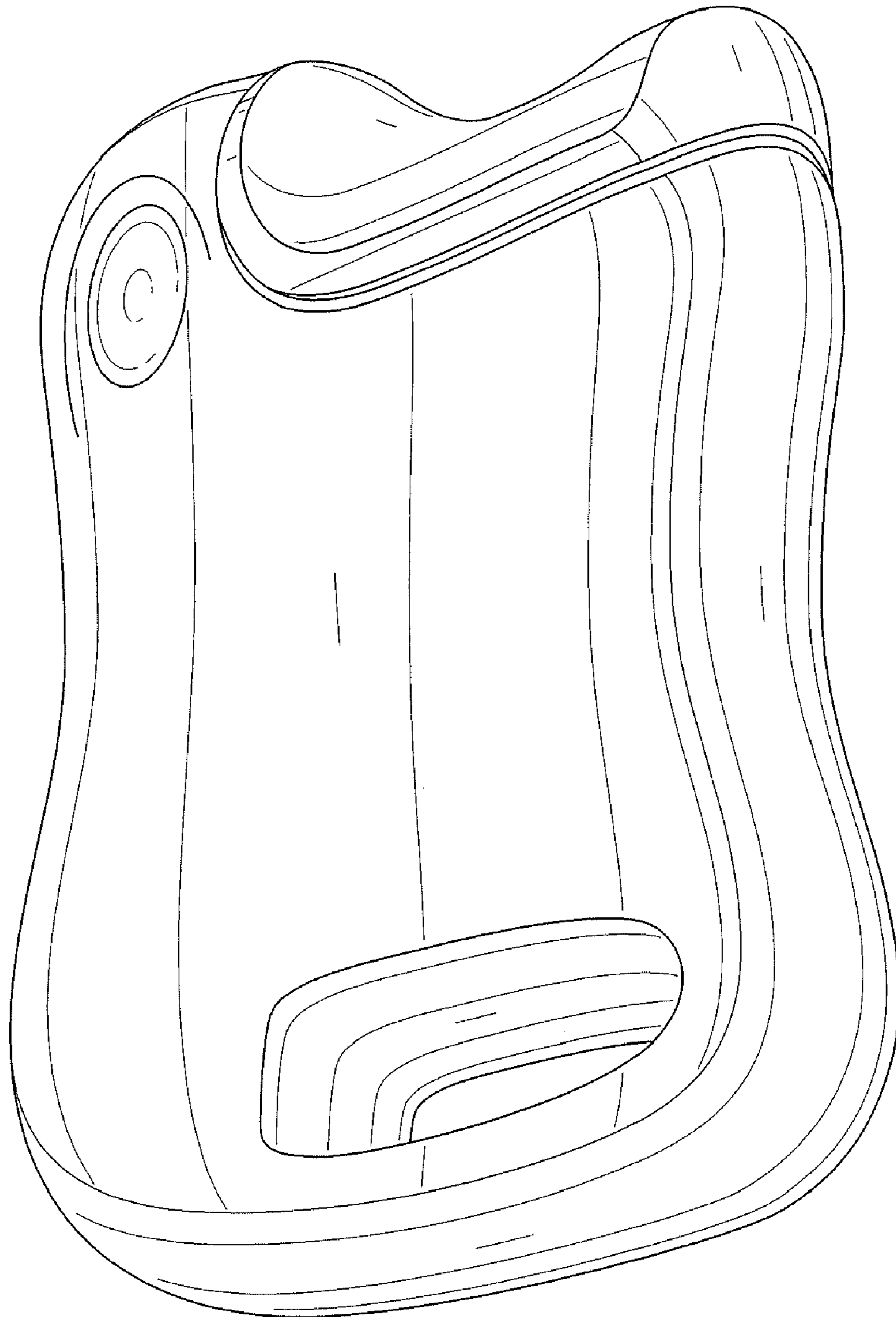


FIG. 2

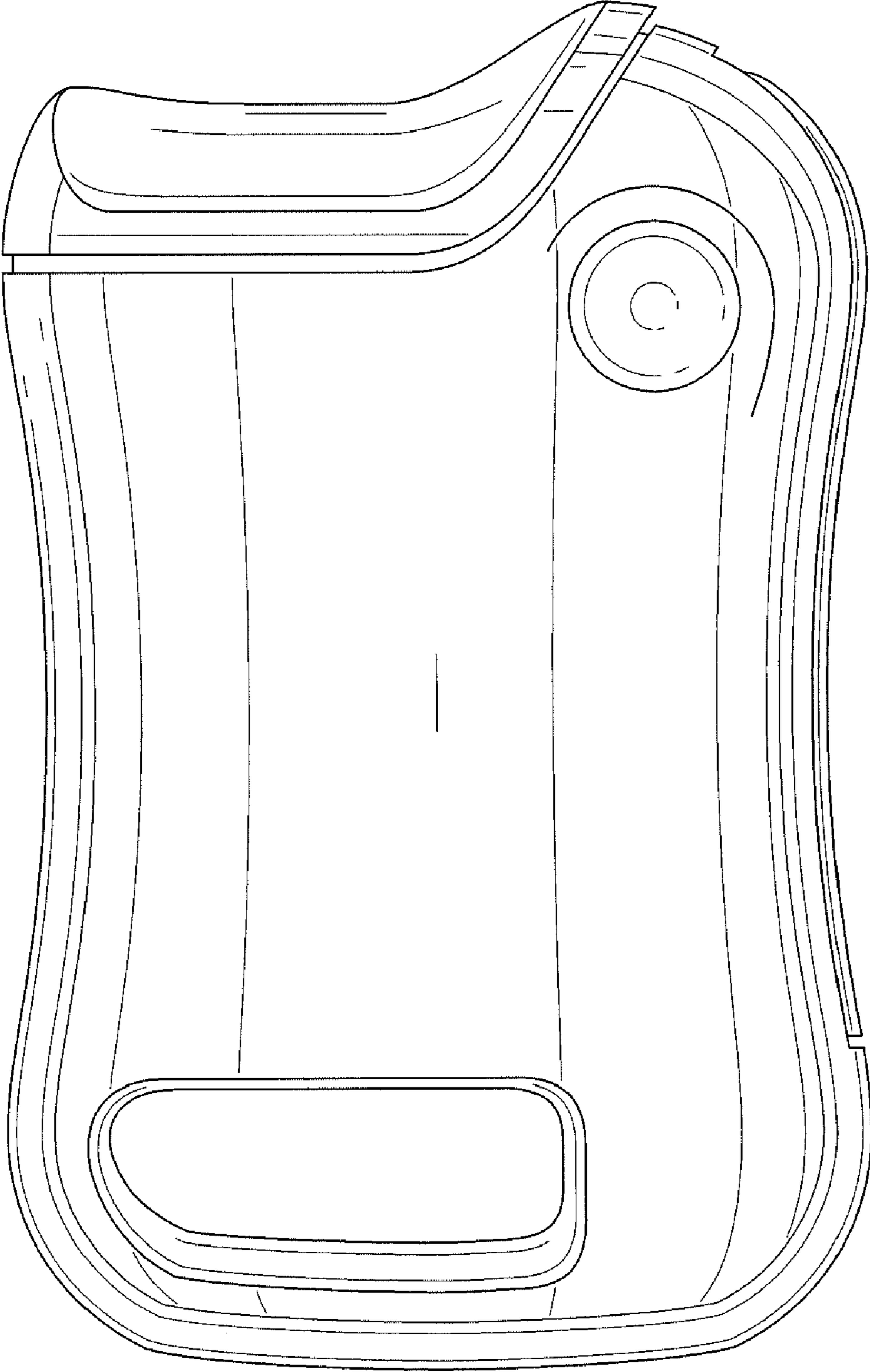


FIG. 3

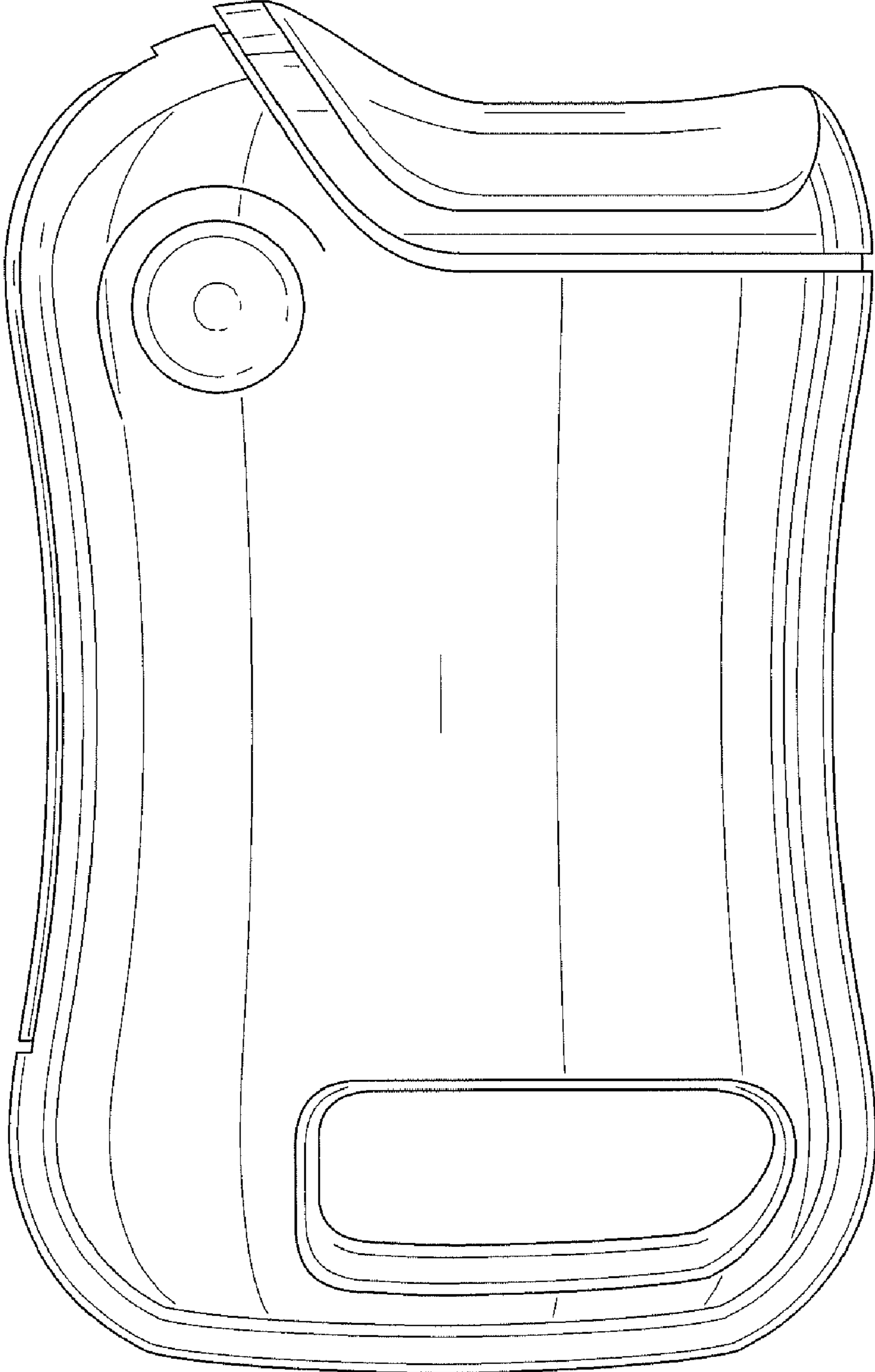


FIG. 4

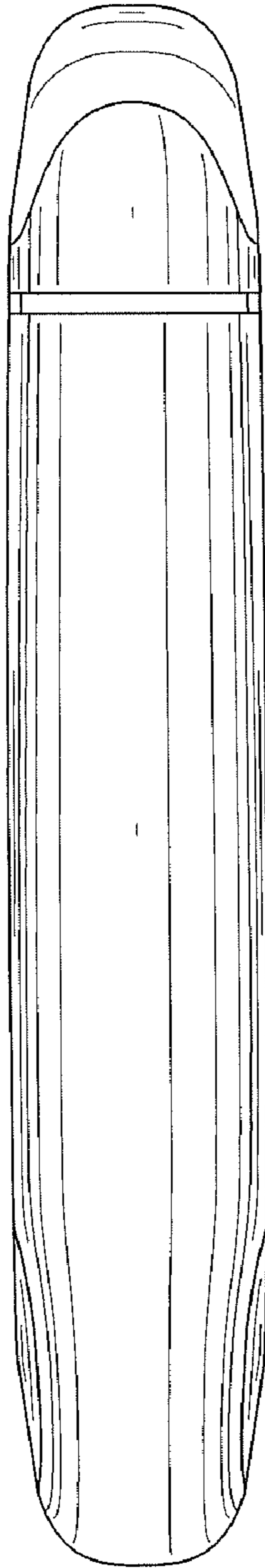


FIG. 5




FIG. 6

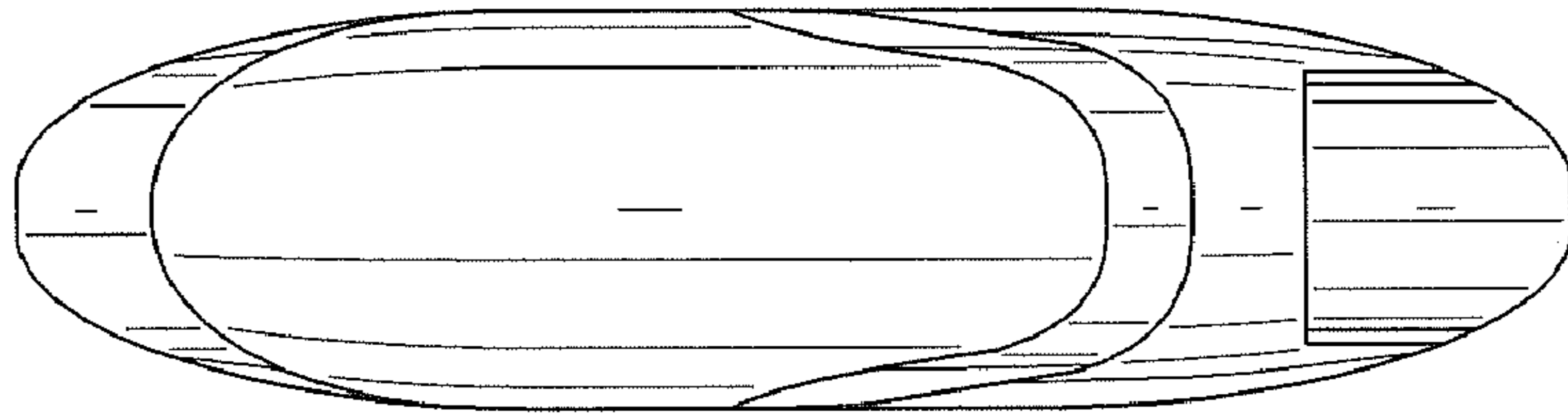


FIG. 7

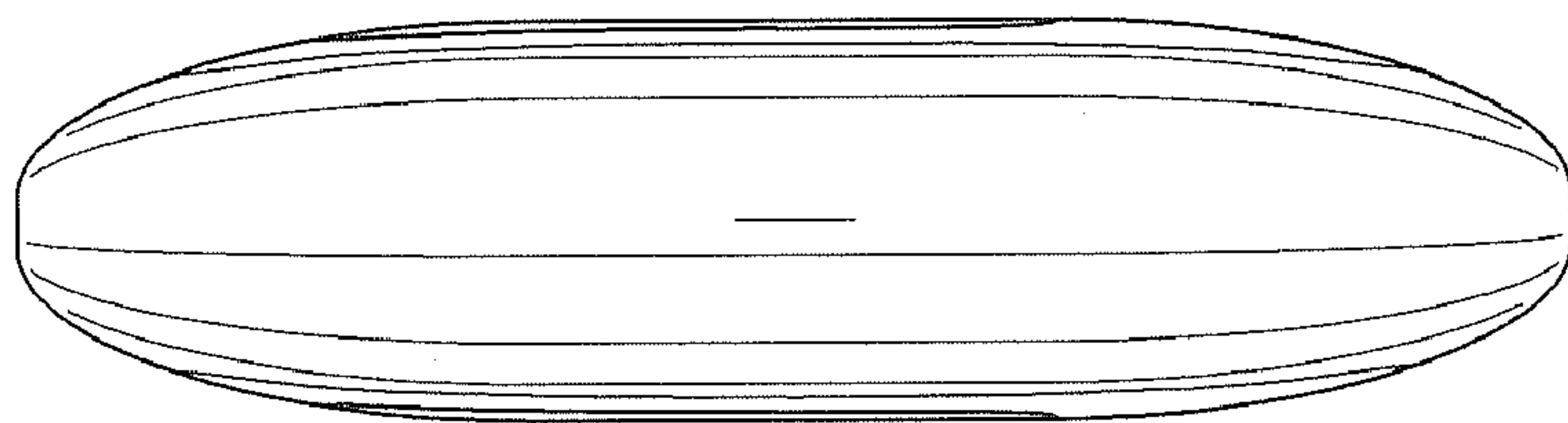


FIG. 8

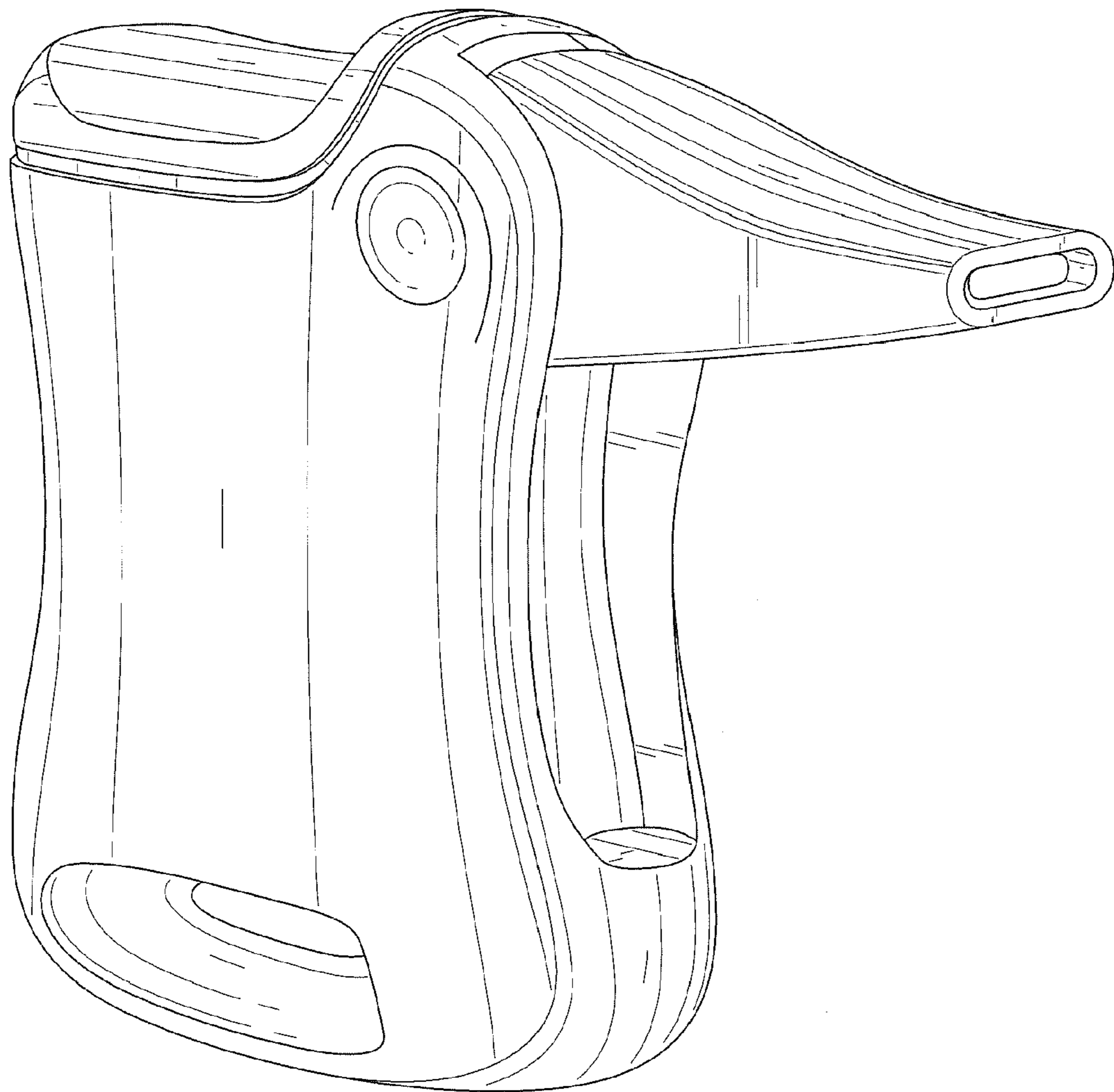


FIG. 9

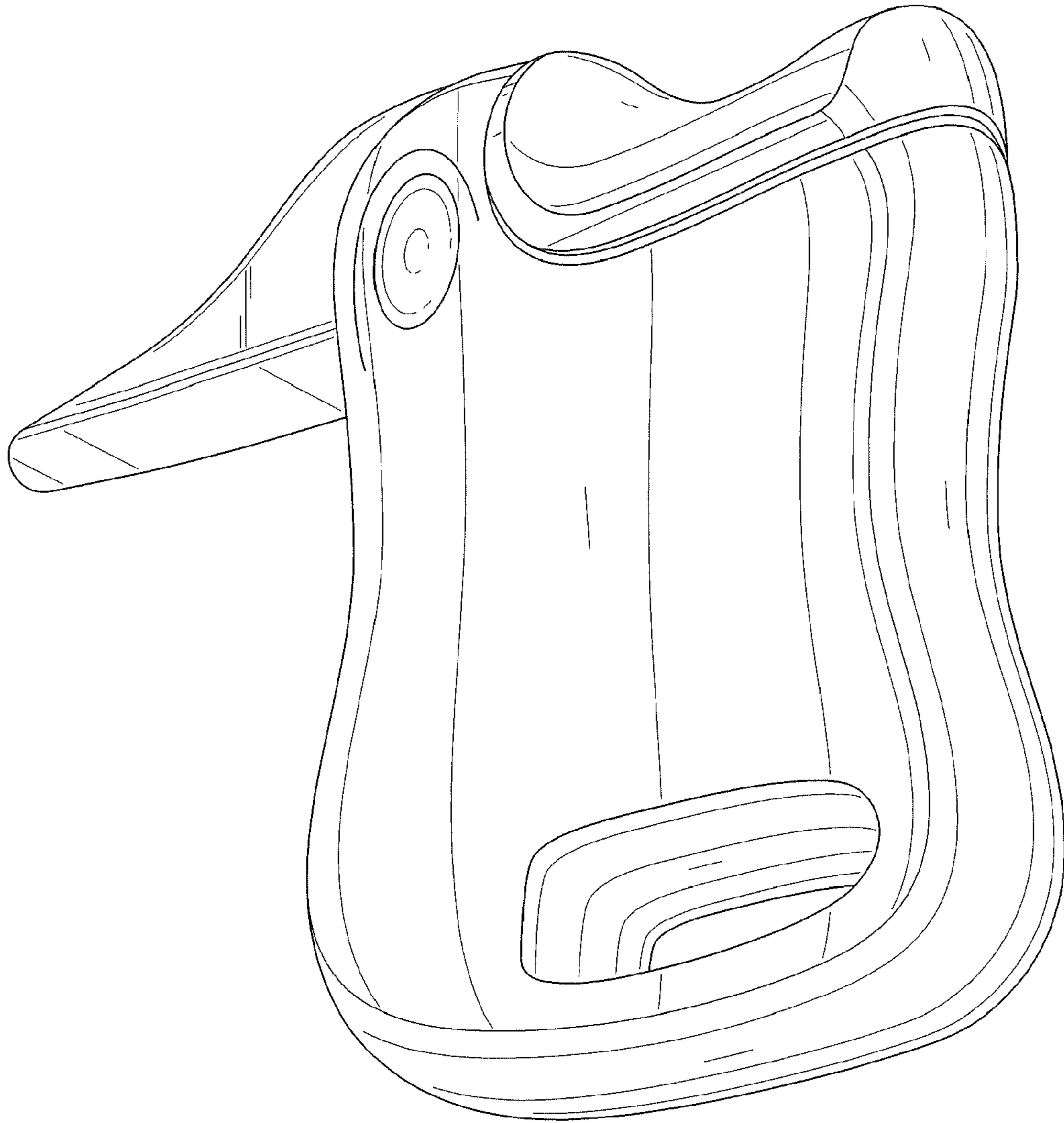


FIG. 10

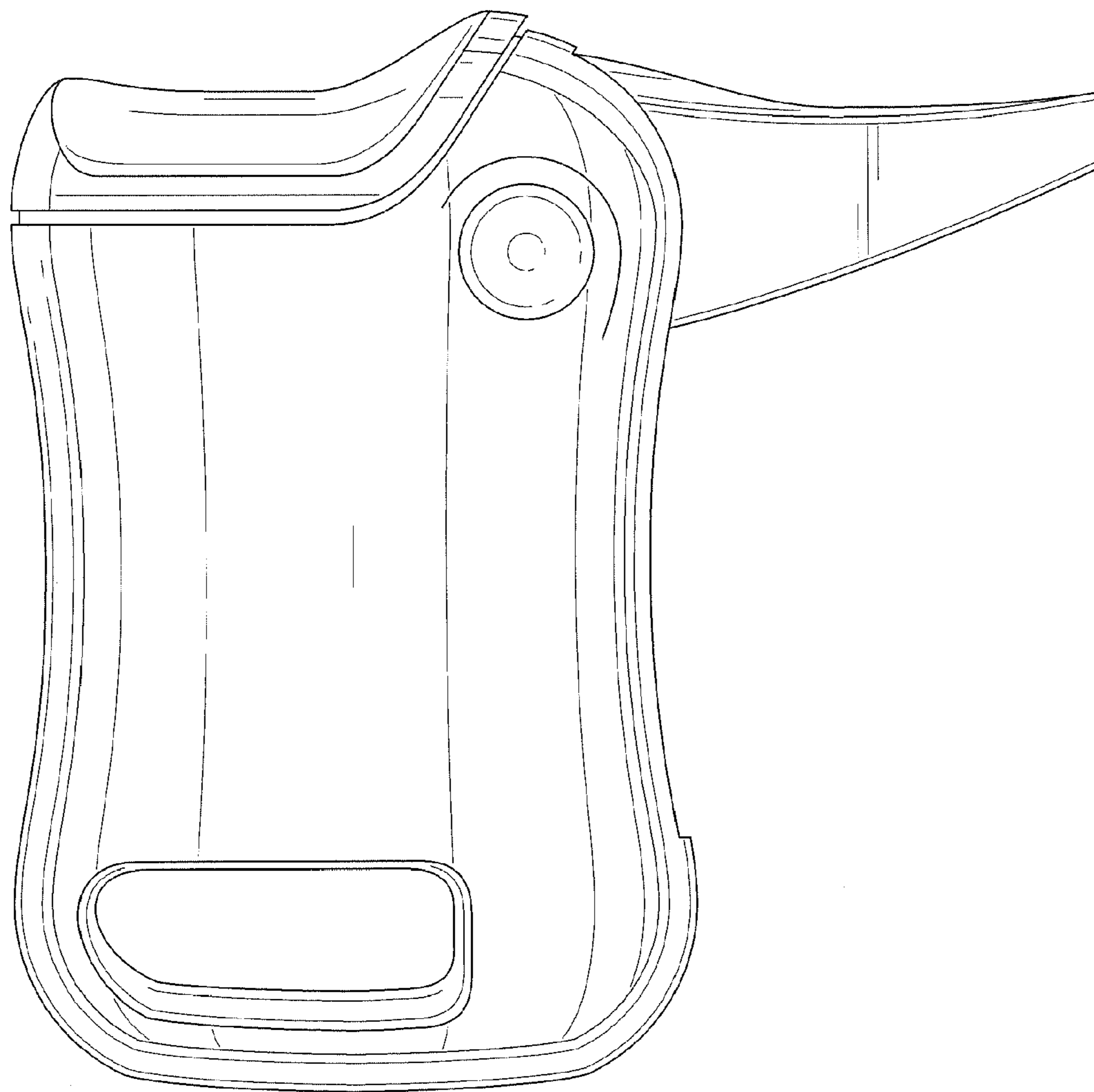


FIG. 11




FIG. 12