



US00D654799S

(12) **United States Design Patent**
Liu

(10) **Patent No.:** **US D654,799 S**

(45) **Date of Patent:** **** Feb. 28, 2012**

(54) **CONTAINER**

(75) Inventor: **Sheng-Yu Liu**, Taipei (TW)

(73) Assignee: **Free-Free Industrial Corp.**, Taipei (TW)

(**) Term: **14 Years**

(21) Appl. No.: **29/378,729**

(22) Filed: **Nov. 9, 2010**

(51) **LOC (9) Cl.** **09-01**

(52) **U.S. Cl.** **D9/560**

(58) **Field of Classification Search** D9/516,
D9/559-560, 572-575; D7/601-602, 605,
D7/612, 615, 629-630, 637, 640-641; 215/379,
215/381-383; 220/660, 669-673, 675
See application file for complete search history.

(56) **References Cited**

U.S. PATENT DOCUMENTS

D560,440 S *	1/2008	George et al.	D7/615
D590,720 S *	4/2009	Oates et al.	D9/560
D620,369 S *	7/2010	Servaire et al.	D9/529
D633,805 S *	3/2011	Servaire et al.	D9/542

* cited by examiner

Primary Examiner — Ian Simmons

Assistant Examiner — Dana L Sipos

(74) *Attorney, Agent, or Firm* — Ladas & Parry LLP

(57) **CLAIM**

The ornamental design for container, as shown and described.

DESCRIPTION

FIG. 1. is a perspective view of container showing my new design;

FIG. 2 is a front elevational view thereof;

FIG. 3 is a rear elevational view thereof;

FIG. 4 is a left side elevational view thereof;


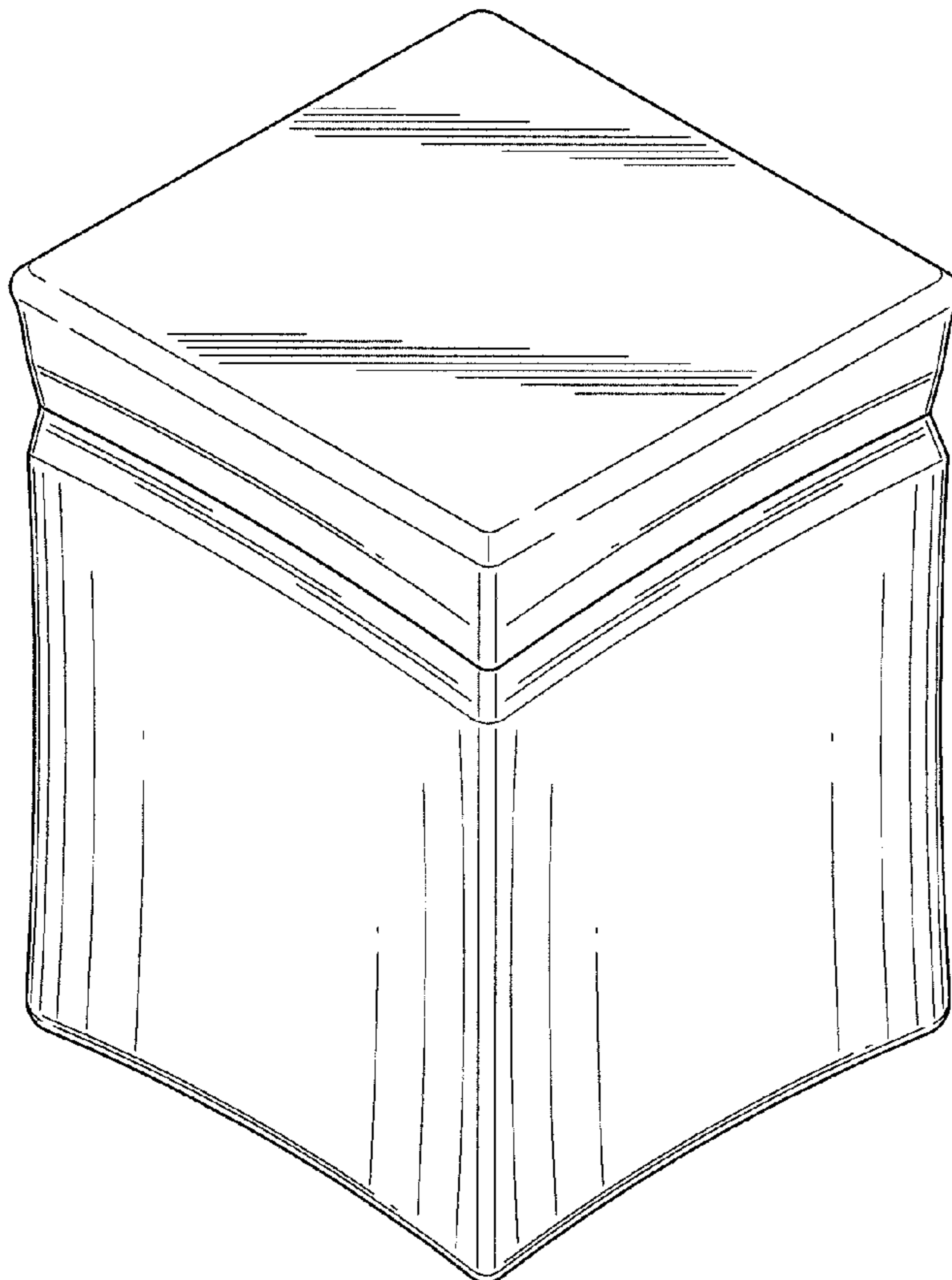
FIG. 5 is a right side elevational view thereof;

FIG. 6 is a top plan view thereof; and,

FIG. 7 is a bottom plan view thereof.

The broken lines in the drawings showing the bottom surface of the container illustrate the portion of the design that forms no part of the claim.

1 Claim, 4 Drawing Sheets



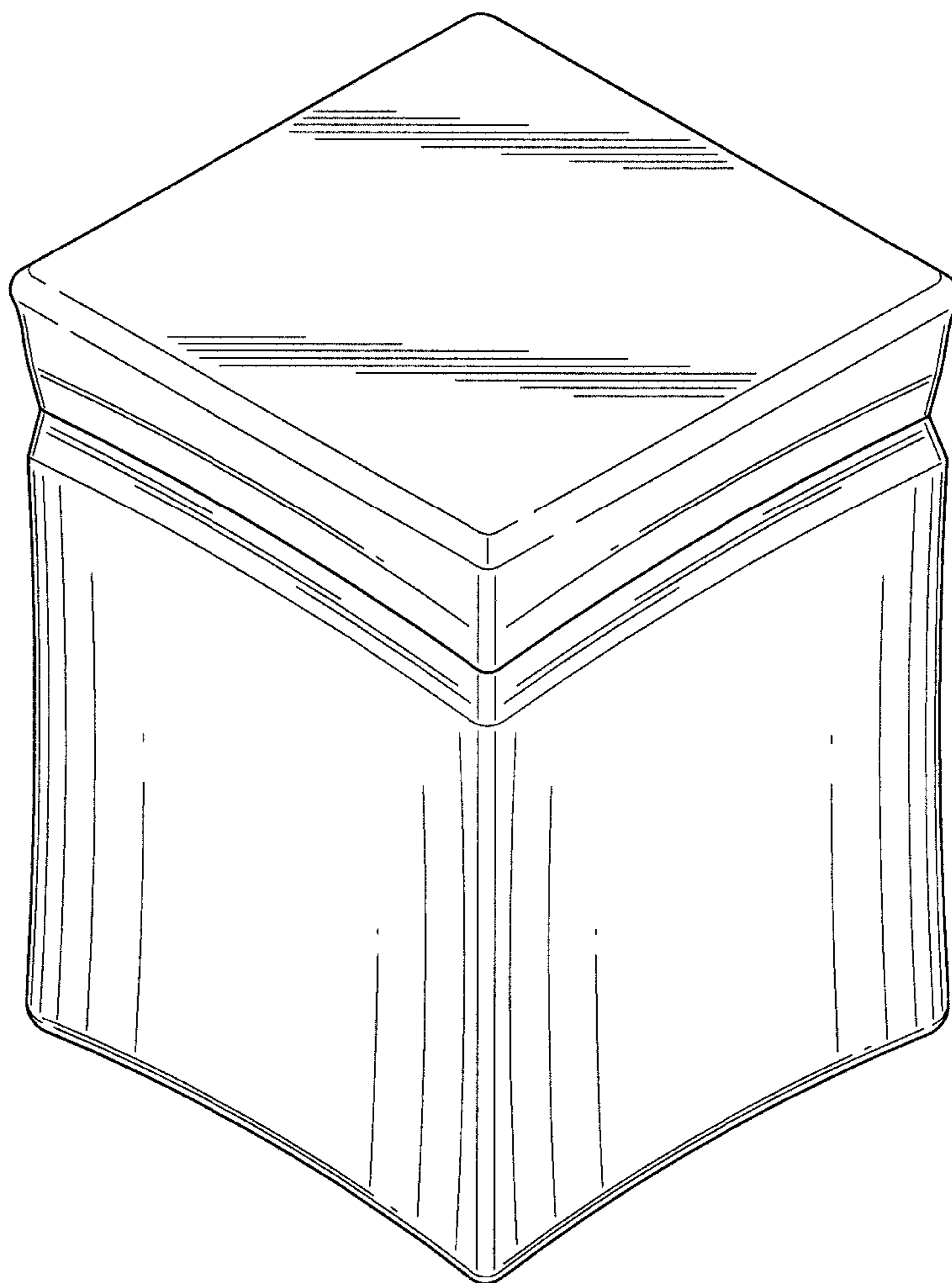


FIG. 1




FIG. 2




FIG. 3




FIG. 5




FIG. 4




FIG. 7




FIG. 6