

US00D654798S

(12) **United States Design Patent**
Cota Castillo

(10) **Patent No.:** **US D654,798 S**
(45) **Date of Patent:** **** Feb. 28, 2012**

- (54) **BOTTLE**
- (75) Inventor: **Clorinda Josefina Cota Castillo**, Cabo San Lucas (MX)
- (73) Assignee: **El Arco Distributing, Inc.**, Carrollton, TX (US)
- (**) Term: **14 Years**
- (21) Appl. No.: **29/379,044**
- (22) Filed: **Nov. 12, 2010**

D288,174 S *	2/1987	Mednis	D9/523
D288,175 S *	2/1987	Mednis	D9/523
4,640,423 A *	2/1987	Mednis	215/10
D332,572 S *	1/1993	Dinand	D9/520
5,660,301 A *	8/1997	Kaplowitz	220/771
D398,237 S *	9/1998	Walter	D9/520
D406,243 S *	3/1999	Ricci	D9/544
D430,492 S *	9/2000	Dallas, Jr.	D9/520
D442,488 S *	5/2001	LePage	D9/521
D442,489 S *	5/2001	LePage	D9/523
D517,414 S *	3/2006	Abadinsky	D9/522
D520,376 S *	5/2006	Nolle	D9/600
D562,690 S *	2/2008	Mansau	D9/600
D601,429 S *	10/2009	Handy	D9/545
D602,366 S *	10/2009	Restive et al.	D9/523
D619,006 S *	7/2010	Veyssiere	D9/519

Related U.S. Application Data

- (63) Continuation-in-part of application No. 29/339,960, filed on Jul. 10, 2009, now abandoned.
- (51) **LOC (9) Cl.** **09-01**
- (52) **U.S. Cl.** **D9/544; D9/439; D9/520; D9/571; D9/575**
- (58) **Field of Classification Search** D9/434, D9/435, 439, 516, 520, 522, 523, 526, 529, D9/544, 546, 559, 560, 682, 685, 686, 687, D9/693, 694, 571, 572, 575; 215/379, 381-385; 220/200, 203.13, 600, 602, 604, 660, 662, 220/665, 669, 675
See application file for complete search history.

* cited by examiner

Primary Examiner — Elizabeth J Oswecki
(74) *Attorney, Agent, or Firm* — Loren Donald Pearson; Assouline & Berlowe, P.A.

(57) **CLAIM**
The ornamental design for a bottle, as shown and described.

DESCRIPTION

FIG. 1 is a first perspective view of a bottle showing my new design in a closed configuration;
FIG. 2 is a second perspective view thereof;
FIG. 3 is a front side view thereof;
FIG. 4 is a rear side view thereof;
FIG. 5 is a right side view thereof;
FIG. 6 is an exploded left side of a bottle in an open configuration;
FIG. 7 is a top plan view of a bottle in a closed configuration; and,
FIG. 8 is a bottom plan view thereof.
The diagonal line shading represents a reflective, opaque surface on a thick-walled, tinted glass bottle and the linear line shading represents the curvature of the bottle.

(56) **References Cited**

U.S. PATENT DOCUMENTS

D54,053 S *	11/1919	Bruns	D9/765
D93,069 S *	8/1934	Westlake	D9/529
D103,287 S *	2/1937	Reynolds	D9/522
3,391,824 A *	7/1968	Wiseman	206/504
3,395,836 A *	8/1968	Stahmer	222/215
D253,871 S *	1/1980	Hartung	D9/520
D254,235 S *	2/1980	Hartung	D9/520
D254,597 S *	4/1980	Hartung	D9/520
D281,302 S *	11/1985	Hartung	D9/520
D288,173 S *	2/1987	Mednis	D9/523

1 Claim, 4 Drawing Sheets





FIG. 1




FIG. 2




FIG. 3

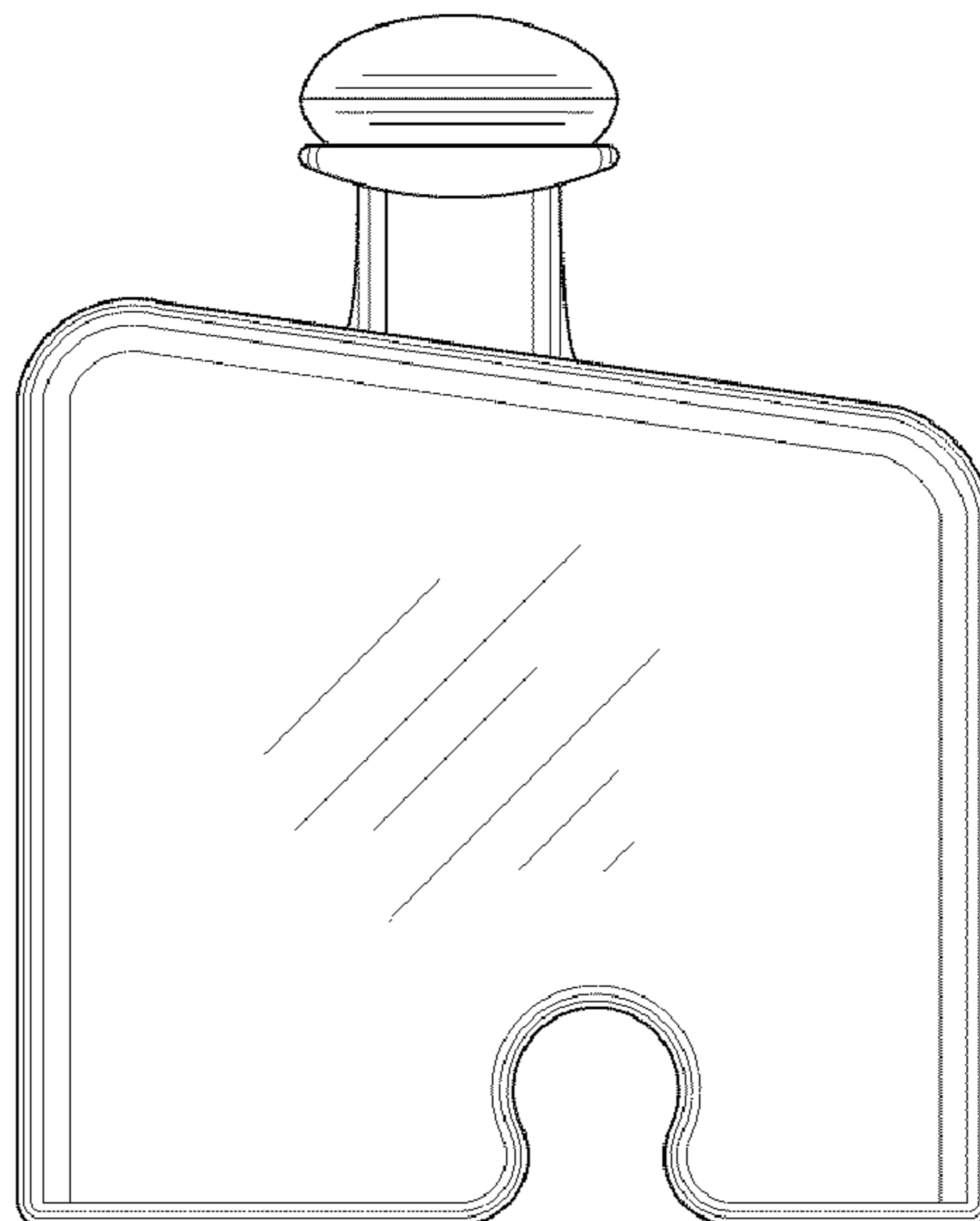


FIG. 4

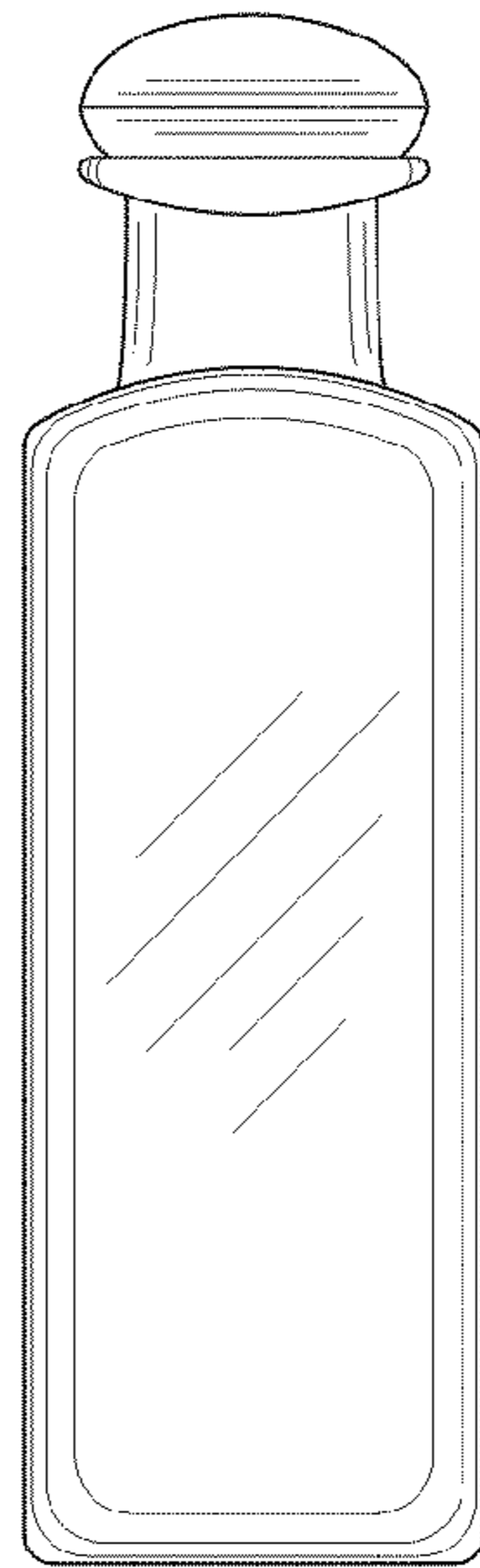


FIG. 5



FIG. 6

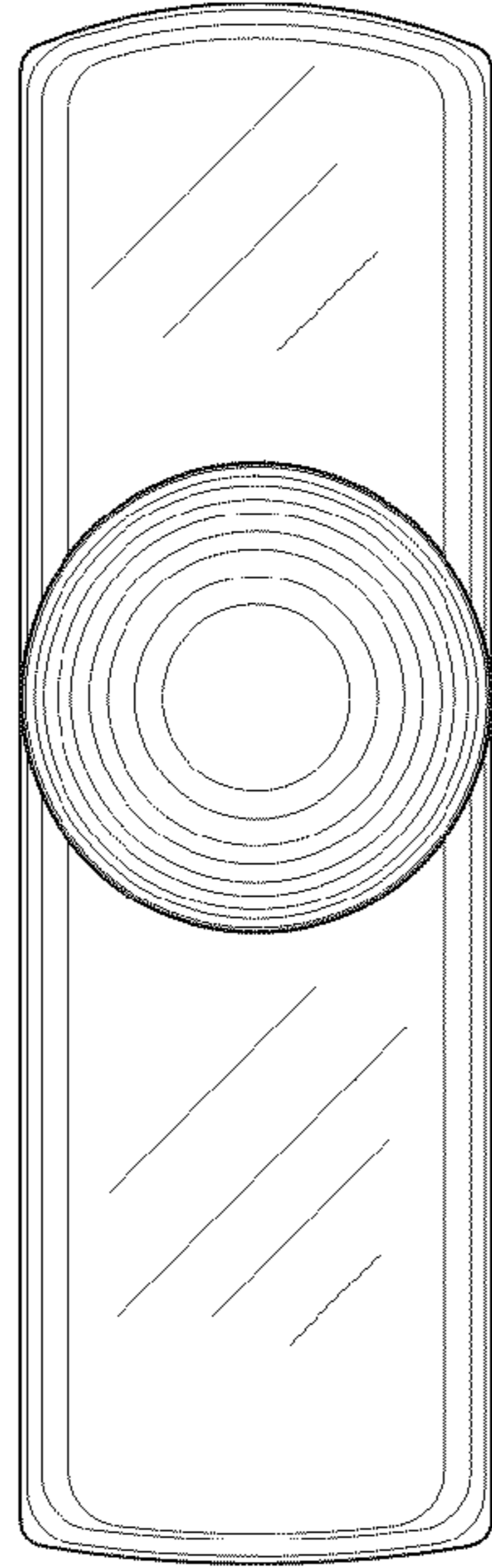


FIG. 7




FIG. 8