



US00D654795S

(12) **United States Design Patent**
Handy

(10) **Patent No.:** **US D654,795 S**

(45) **Date of Patent:** **** *Feb. 28, 2012**

(54) **BOTTLE**

(75) Inventor: **Francis J. Handy**, Kentfield, CA (US)

(73) Assignee: **Method Products, Inc.**, San Francisco, CA (US)

(*) Notice: This patent is subject to a terminal disclaimer.

(**) Term: **14 Years**

(21) Appl. No.: **29/380,756**

(22) Filed: **Dec. 10, 2010**

Related U.S. Application Data

(63) Continuation of application No. 29/359,789, filed on Apr. 15, 2010, which is a continuation of application No. 29/340,717, filed on Jul. 23, 2009, now Pat. No. Des. 614,032.

(51) **LOC (9) Cl.** **09-01**

(52) **U.S. Cl.** **D9/503; D9/558; D9/692**

(58) **Field of Classification Search** D9/500-505, D9/682-694, 723-729; D4/108, 114, 116; D19/66, 70, 71; 220/662, 665, 679-675; 222/211, 212, 213, 215, 321.7-321.9, 372, 222/373, 378, 379, 383.1, 384-386, 398, 222/400.7, 400.8, 401, 402.1-402.25; 215/379-385; 401/118-130, 261-266

See application file for complete search history.

(56) **References Cited**

U.S. PATENT DOCUMENTS

1,164,848	A *	12/1915	Neukirchen	401/264
1,309,948	A *	7/1919	Kositchek	222/501
D59,583	S	11/1921	Green	
D87,397	S	7/1932	Marshburn et al.	
2,059,748	A *	11/1936	Rose	401/266
D121,678	S	7/1940	Jung	
D139,381	S	11/1944	Harris	
2,576,416	A *	11/1951	Randlett	222/542
D165,734	S	1/1952	Barton	
D189,374	S	11/1960	Harris	

D189,938	S	3/1961	Heintze	
2,990,076	A *	6/1961	Stull	215/46
3,002,722	A *	10/1961	Cote	248/174
3,130,877	A	4/1964	Miller	
3,198,400	A	8/1965	Roehrich	
D203,227	S	12/1965	Utley	
D205,552	S	8/1966	Meyers	
D207,925	S	6/1967	Koenigsberg	

(Continued)

OTHER PUBLICATIONS

Co-pending U.S. Appl. No. 29/361,769, Inventor Francis J. Handy, filed May 14, 2010 (Not Published).

(Continued)

Primary Examiner — Catherine Tuttle

(74) *Attorney, Agent, or Firm* — Sterne, Kessler, Goldstein & Fox PLLC

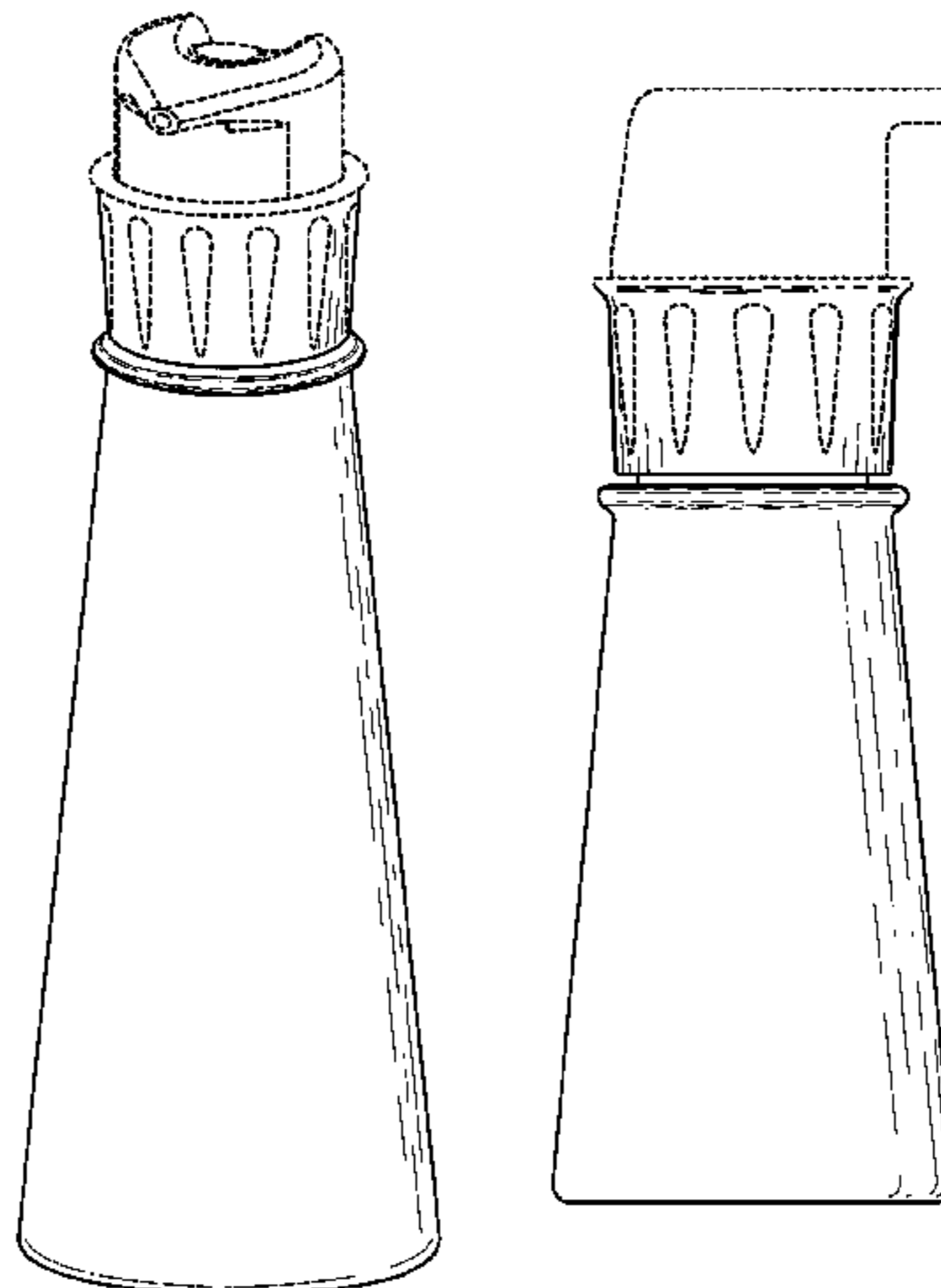
(57) **CLAIM**

The ornamental design for a bottle, as shown and described.

DESCRIPTION

FIG. 1 is a front perspective view of a first embodiment of a bottle showing my new design;
FIG. 2 is a side view thereof, the opposite side view being a mirror image thereof;
FIG. 3 is a rear view thereof;
FIG. 4 is a front view thereof;
FIG. 5 is a top plan view thereof;
FIG. 6 is a front perspective view of a second embodiment of a bottle showing my new design;
FIG. 7 is a side view thereof, the opposite side view being a mirror image thereof;
FIG. 8 is a rear view thereof;
FIG. 9 is a front view thereof; and,
FIG. 10 is a top plan view thereof.
The dashed broken lines in the Figures are included for the purpose of illustrating portions of the bottle and/or associated environmental structure that form no part of the claimed design.

1 Claim, 10 Drawing Sheets



US D654,795 S

Page 2

U.S. PATENT DOCUMENTS

D210,571 S 3/1968 Vanderhyde
D212,463 S 10/1968 Vanderhyde
D216,539 S 2/1970 Trotti et al.
D234,747 S * 4/1975 Sanders D4/116
D292,381 S 10/1987 Kowollik et al.
D323,455 S 1/1992 Eichler
D342,022 S 12/1993 Pritchard
D409,051 S 5/1999 Huang
D435,792 S 1/2001 Peloquin
D464,265 S 10/2002 Elliot et al.
D498,419 S 11/2004 Martin

D522,369 S 6/2006 Penn
D533,064 S 12/2006 Glynn et al.
D538,474 S 3/2007 Sheppard et al.
D557,606 S 12/2007 Rashid
2007/0040296 A1 2/2007 Moore

OTHER PUBLICATIONS

“Foaming Hand Eucalyptus Mint”, <http://www.methodhome.com/all-products/green-herbaceous/eucalyptus-mint/563.aspx>, downloaded Apr. 29, 2010.

* cited by examiner

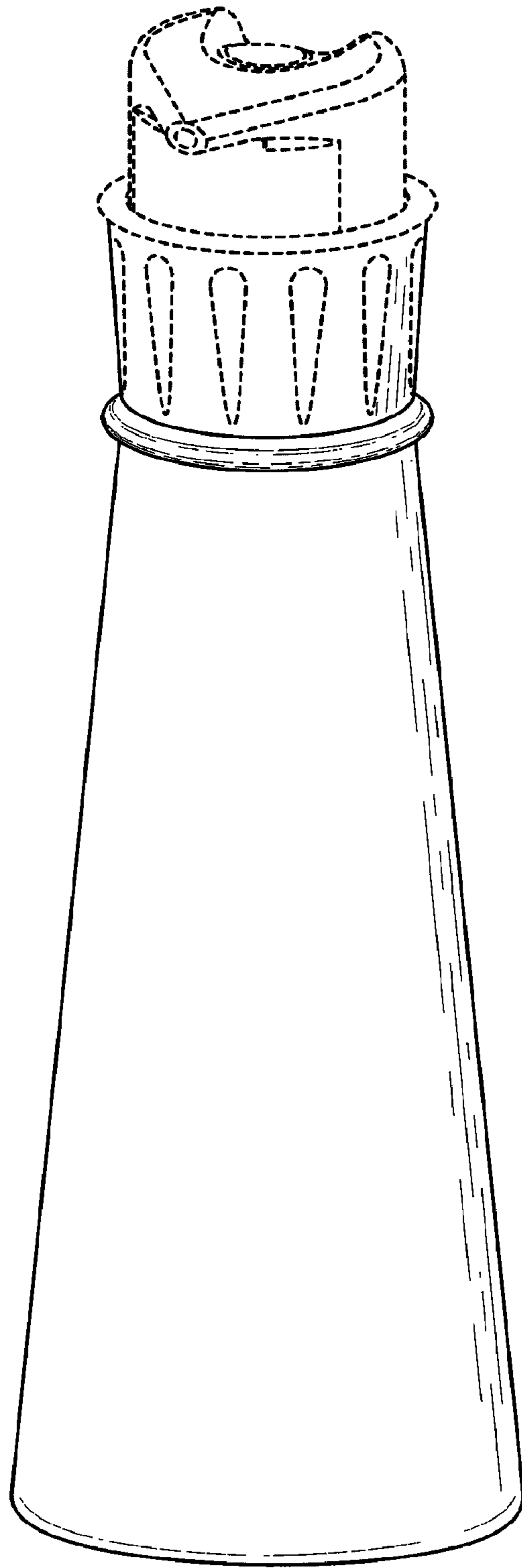


FIG. 1

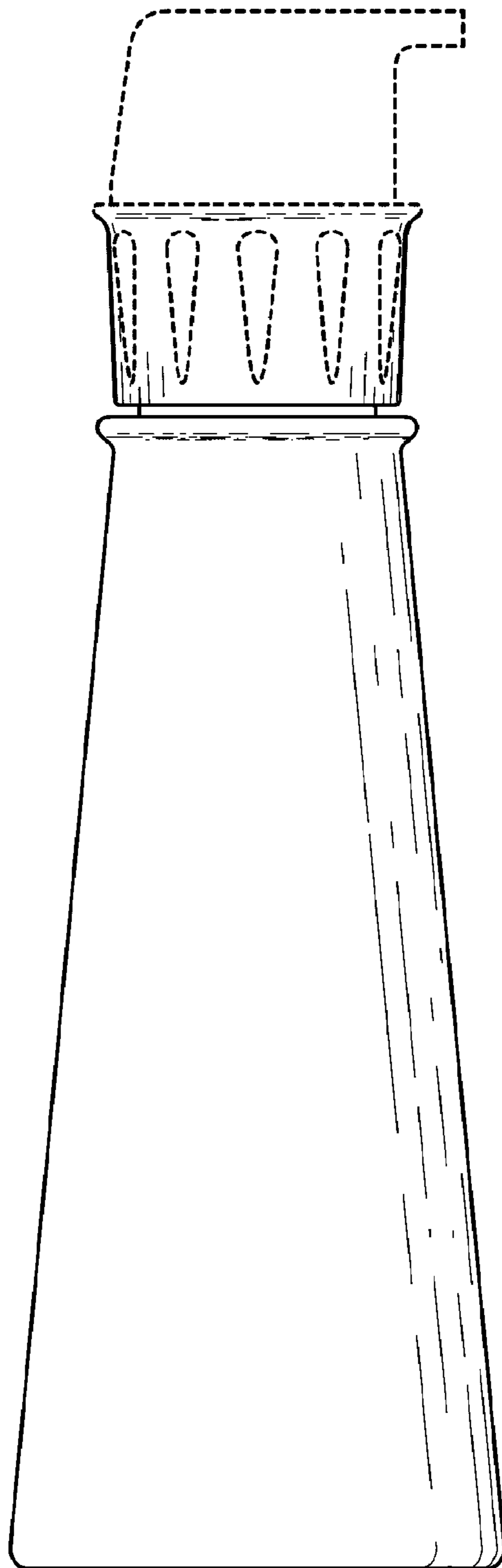


FIG. 2

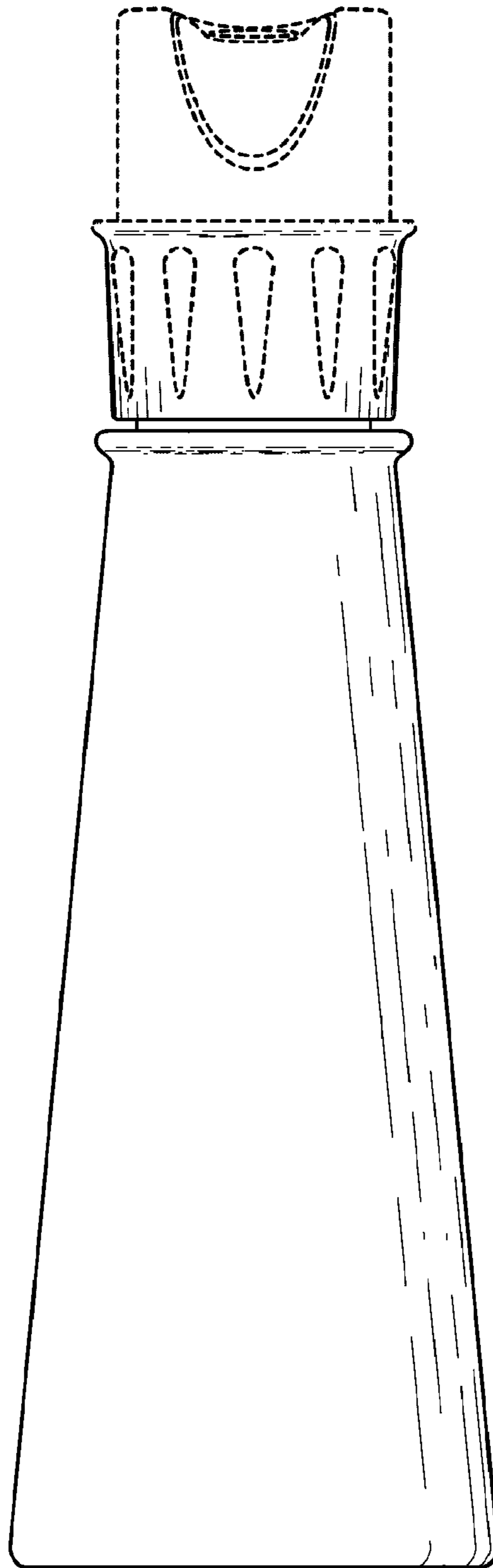


FIG. 3

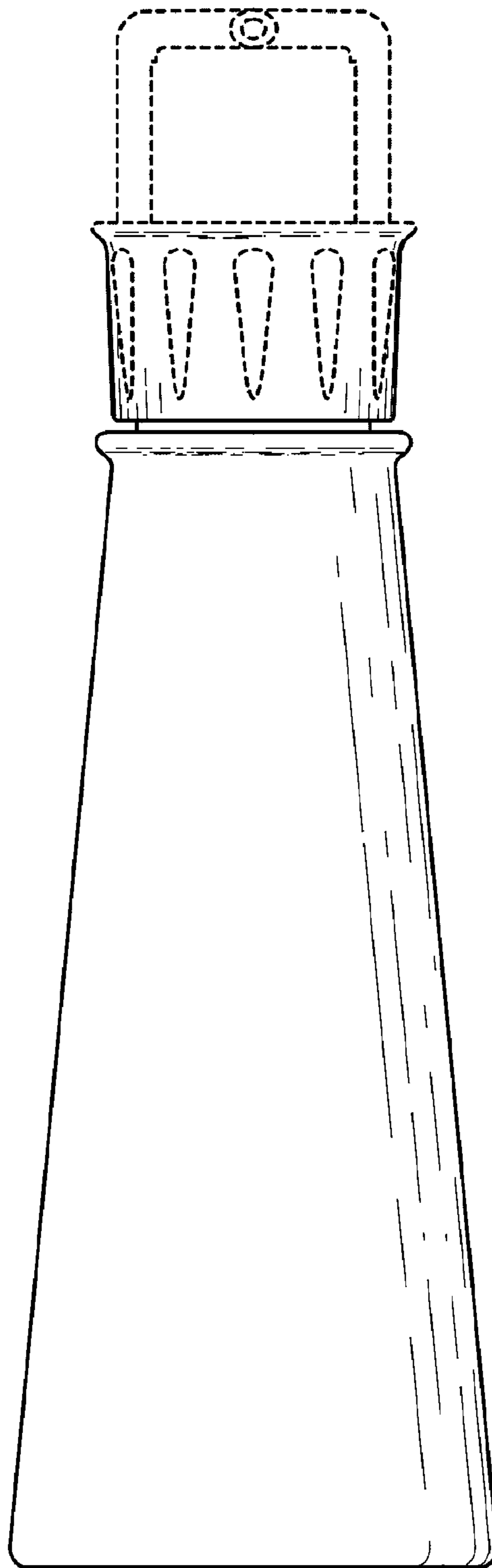


FIG. 4

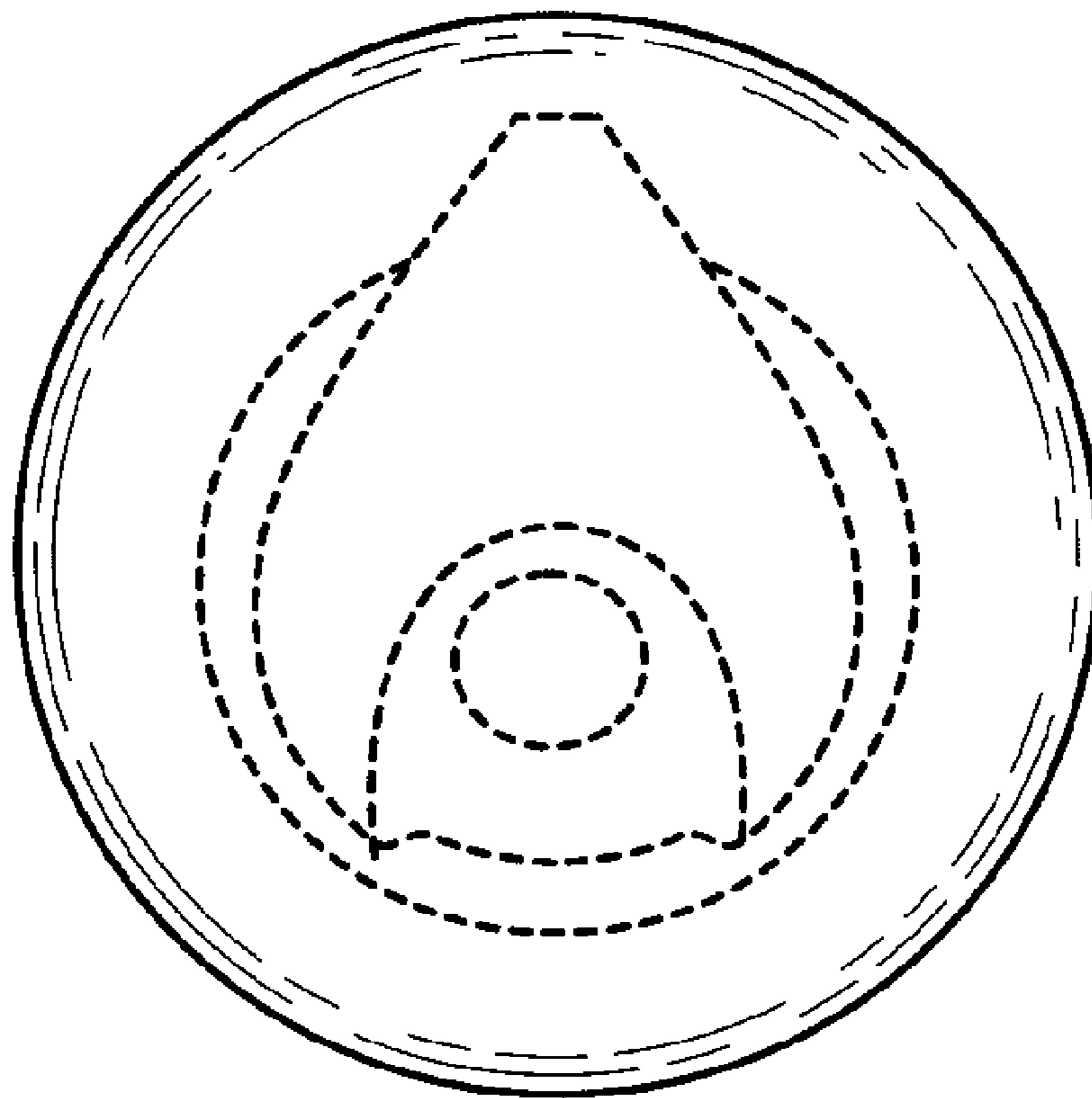


FIG. 5

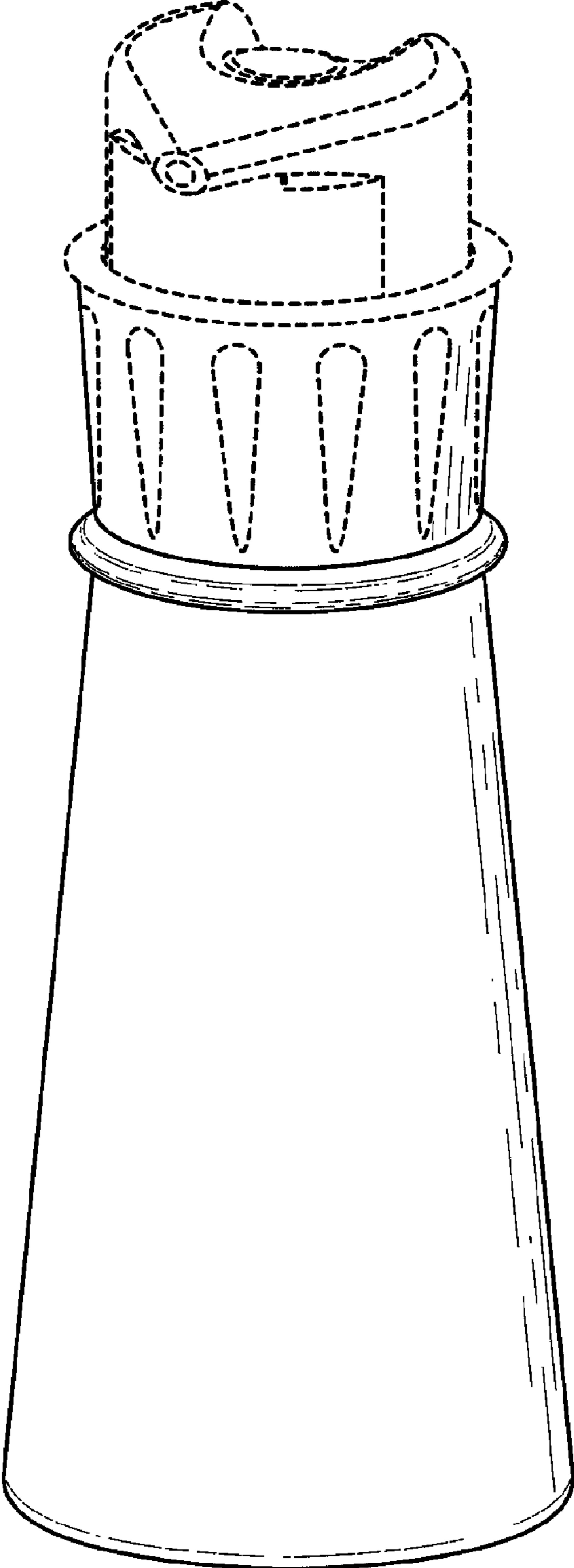


FIG. 6




FIG. 7




FIG. 8




FIG. 9

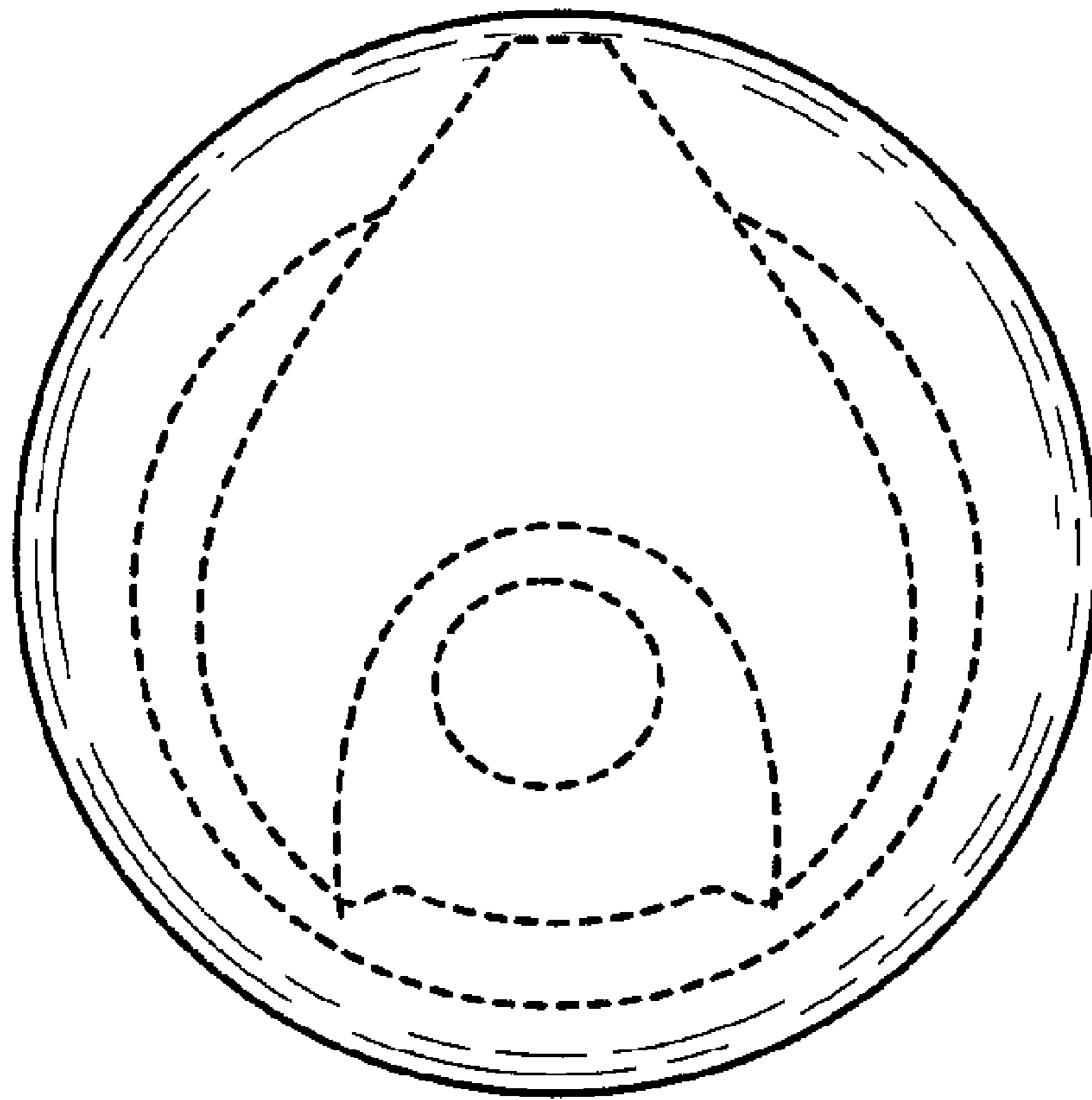


FIG. 10