



US00D654791S

(12) **United States Design Patent**  
**Benson, III**

(10) **Patent No.:** **US D654,791 S**

(45) **Date of Patent:** **\*\* Feb. 28, 2012**

(54) **PRINTABLE PIECE FOR A PULL-TOP CAN**

(76) **Inventor:** **Lawrence Duffy Benson, III**, West  
Jordan, UT (US)

(\*\*) **Term:** **14 Years**

(21) **Appl. No.:** **29/369,690**

(22) **Filed:** **Sep. 11, 2010**

(51) **LOC (9) Cl.** ..... **09-07**

(52) **U.S. Cl.** ..... **D9/435**

(58) **Field of Classification Search** ..... D9/713,  
D9/516, 457, 456, 447, 444, 443, 436, 435,  
D9/434; D20/40, 28, 27, 22; D11/3; 40/633,  
40/321, 313, 312, 310, 124.04, 673, 307;  
220/694, 258.2, 233; 215/386; D19/9, 1;  
222/107, 105

See application file for complete search history.

(56) **References Cited**

**U.S. PATENT DOCUMENTS**

D26,278	S	*	11/1896	Johnston	.....	D9/443
890,164	A	*	6/1908	McKean	.....	215/233
3,500,364	A	*	3/1970	David et al.	.....	360/133
4,634,014	A	*	1/1987	Carr	.....	220/694
4,852,763	A	*	8/1989	Dimberio	.....	220/253
4,880,136	A	*	11/1989	Englert	.....	220/253
4,940,158	A	*	7/1990	Farrell et al.	.....	220/258.2
D389,404	S	*	1/1998	Tipp	.....	D9/434
5,720,412	A	*	2/1998	Ficken	.....	220/703
D405,692	S	*	2/1999	Johnson	.....	D9/443
6,386,814	B2	*	5/2002	Song	.....	413/14
D466,810	S	*	12/2002	Ekkert	.....	D9/435
D632,563	S	*	2/2011	Sitabkhan et al.	.....	D9/435
D645,742	S	*	9/2011	Sharma et al.	.....	D9/435

**OTHER PUBLICATIONS**

Web pages downloaded from website, www.advercan.com, on Sep. 9, 2010.

\* cited by examiner

*Primary Examiner* — Susan Bennett Hattan

(74) *Attorney, Agent, or Firm* — Marian J. Furst

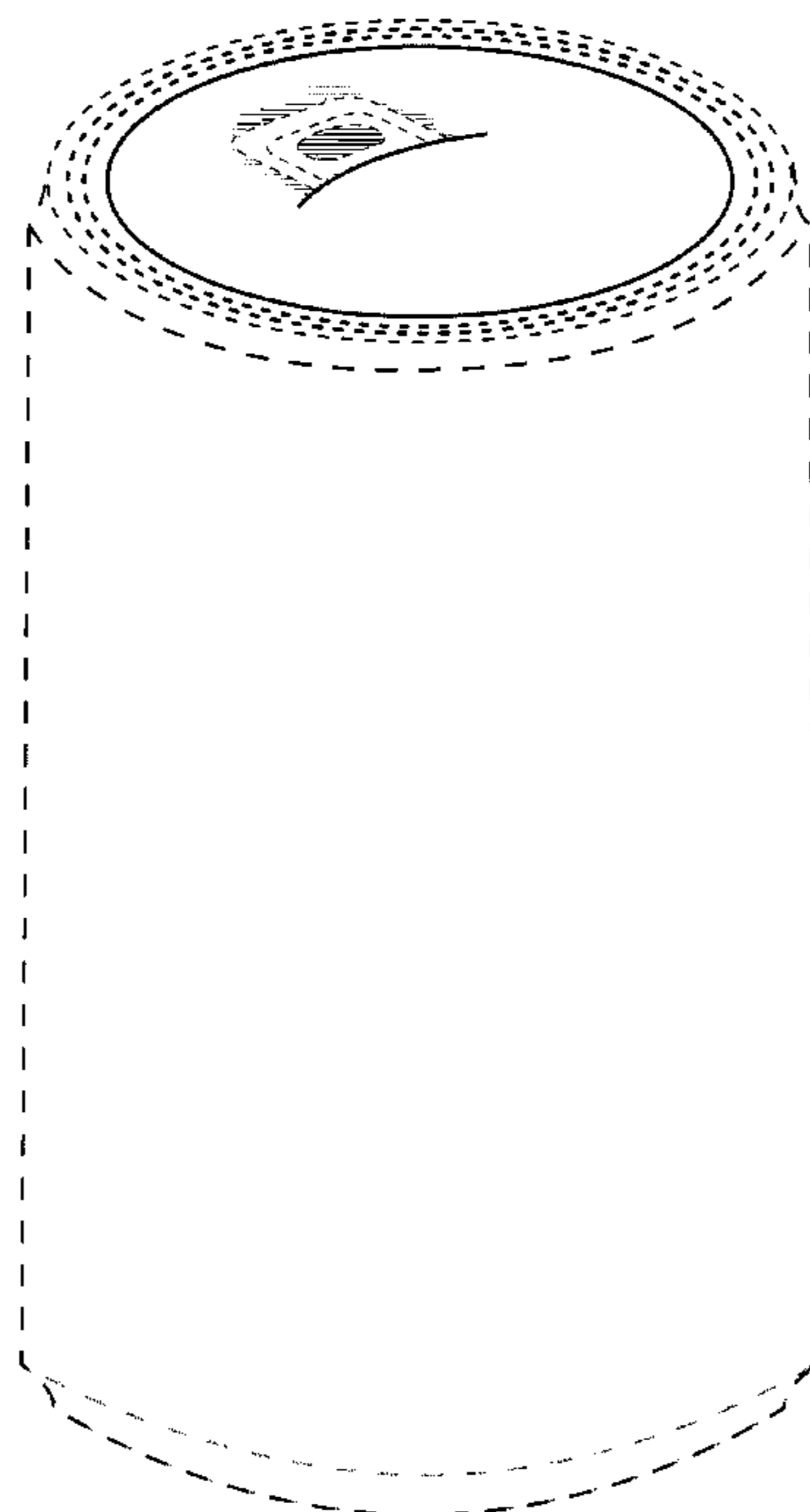
(57) **CLAIM**

The printable piece for a pull-top can, as shown and described.

**DESCRIPTION**

FIG. 1 is a front perspective view of an printable piece for a pull top can mounted onto the top of a pulltop can;  
 FIG. 2 is a top view of the printable piece for a pull top can of FIG. 1;  
 FIG. 3 is a top view of the printable piece for a pull top can of FIG. 1 mounted onto a pull top of a can;  
 FIG. 4 is a bottom view of the printable piece for a pull top can of FIG. 1;  
 FIG. 5 is another bottom view of the printable piece for a pull top can of FIG. 1;  
 FIG. 6 is a side view of the printable piece for a pull top can of FIG. 1;  
 FIG. 7 is another side view of the printable piece for a pull top can of FIG. 1;  
 FIG. 8 is another top view of the printable piece for a pull top can of FIG. 1; and,  
 FIG. 9 is another bottom view of the printable piece for a pull top can of FIG. 1.  
 The broken lines show environment of the design and form no part of the claimed design.

**1 Claim, 3 Drawing Sheets**



**Fig. 1**




Fig. 2

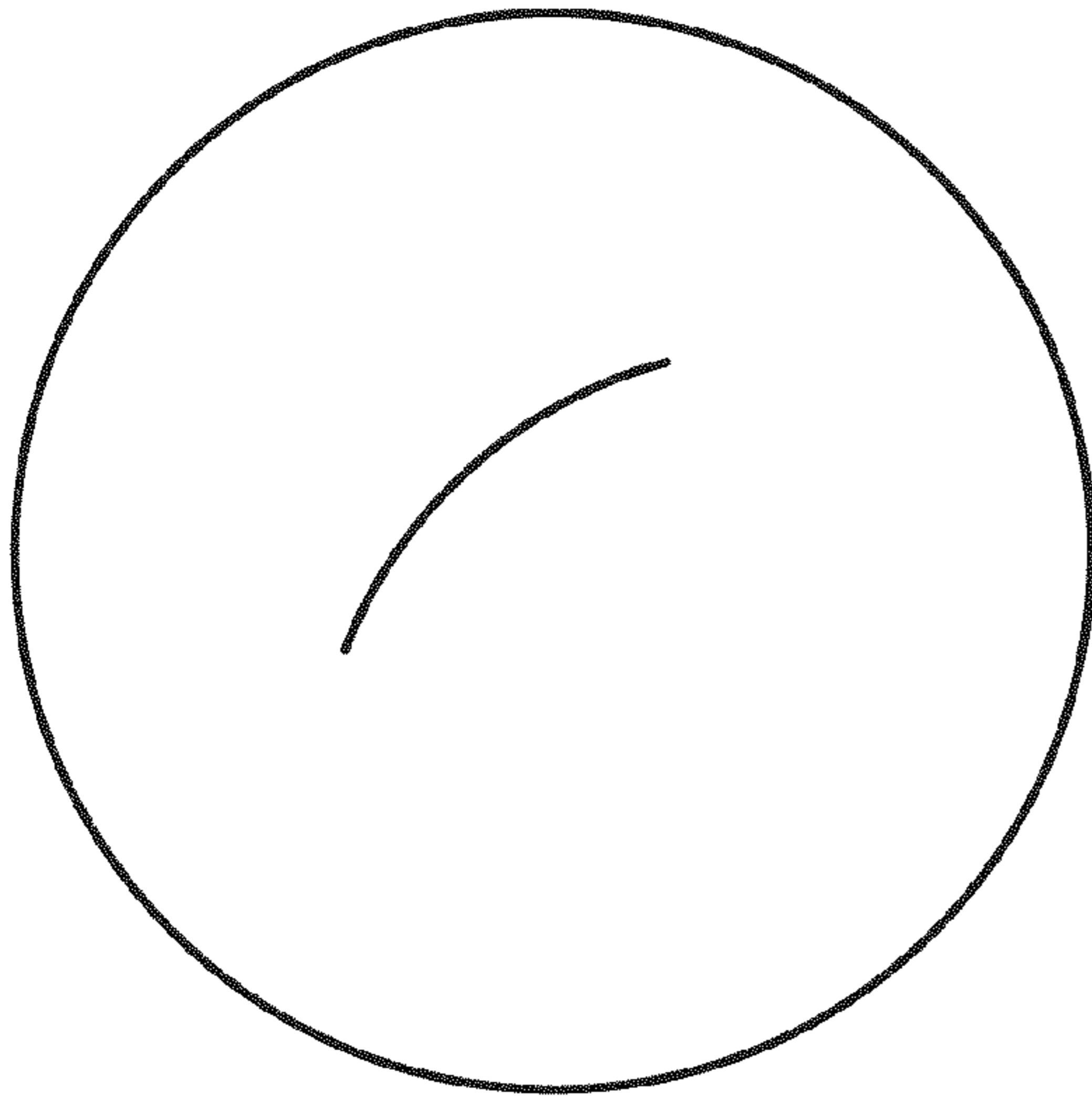


Fig. 3

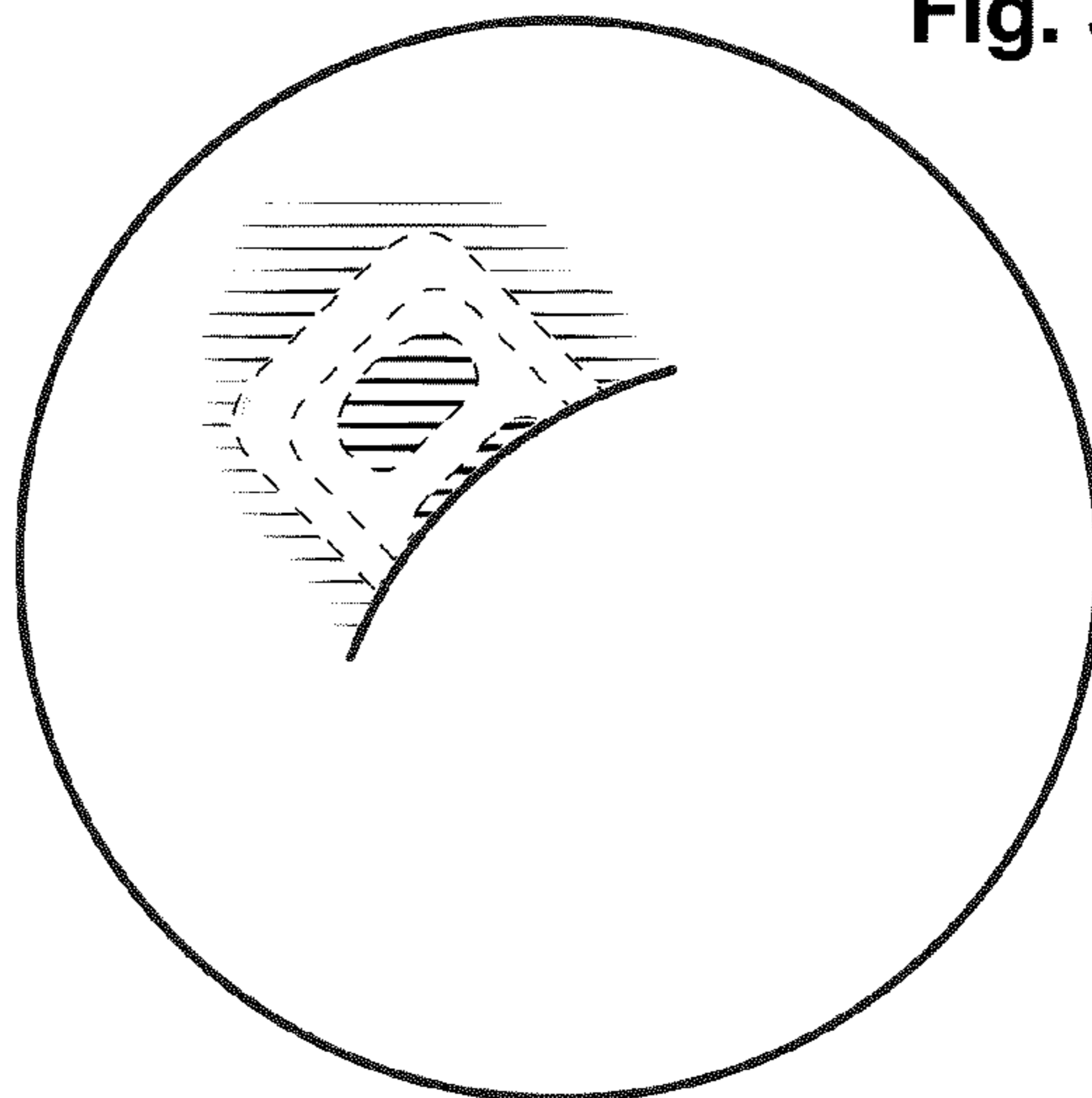


Fig. 4




Fig. 5

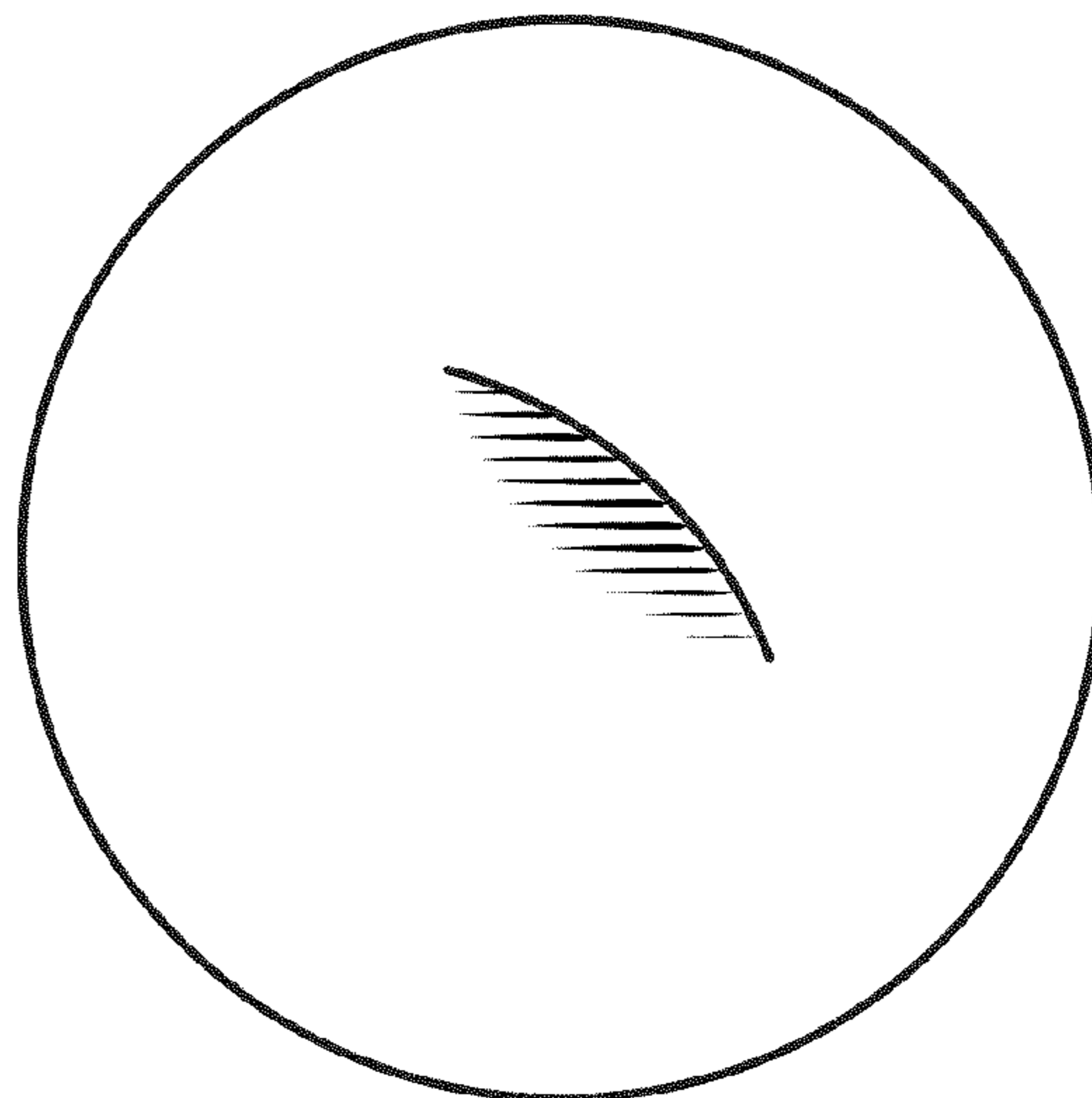


Fig. 6



Fig. 7

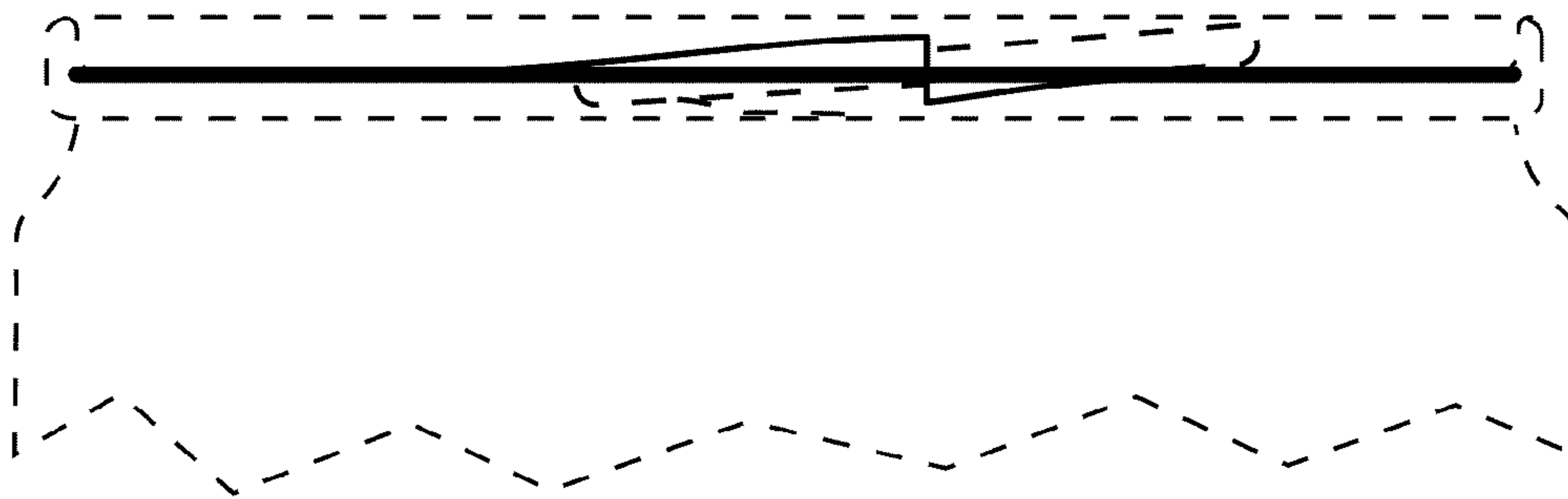


Fig. 8

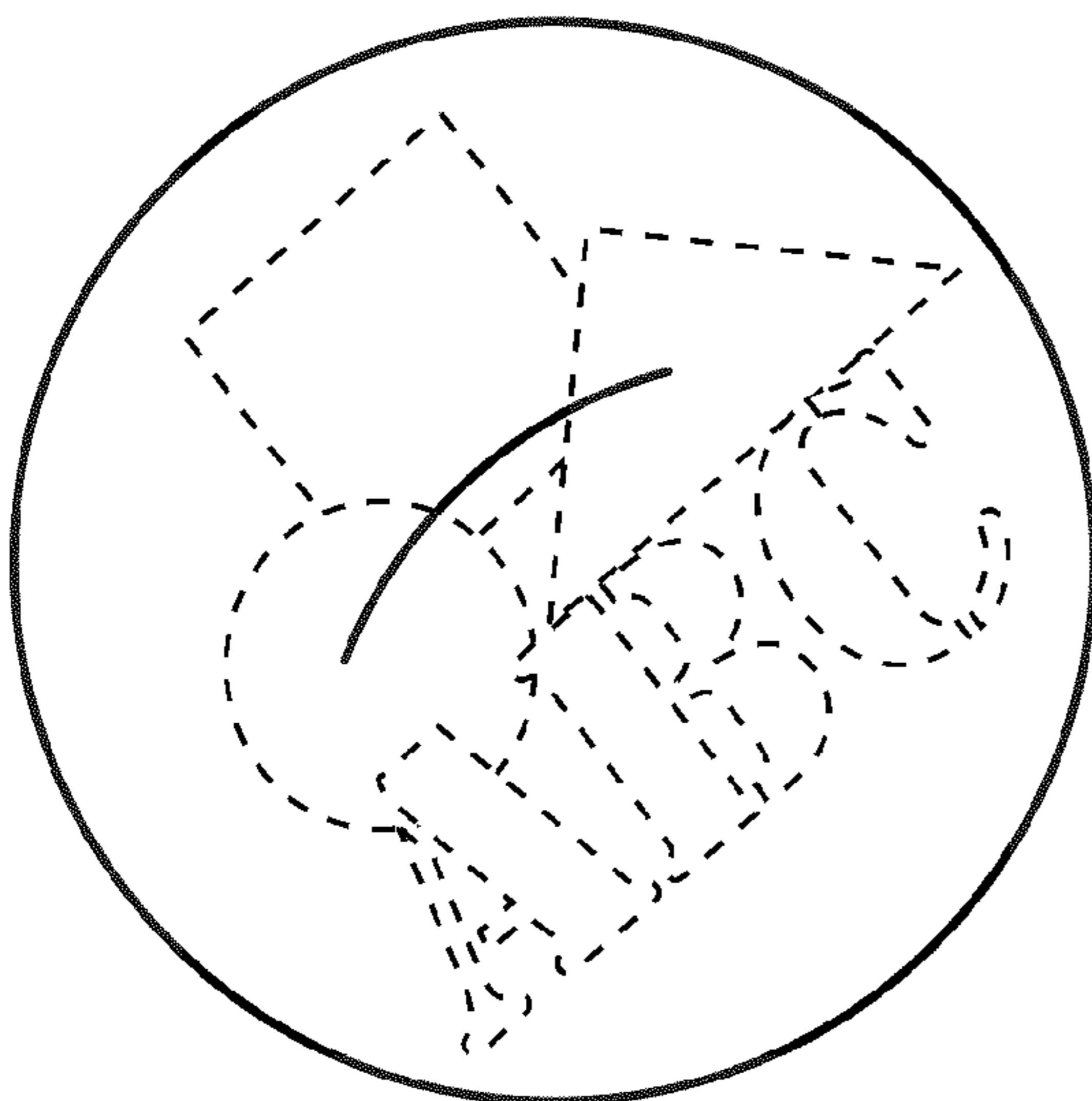


Fig. 9

