



US00D654786S

(12) **United States Design Patent**
Rye et al.

(10) **Patent No.:** **US D654,786 S**
(45) **Date of Patent:** **** Feb. 28, 2012**

- (54) **CONTAINER FOR FOOD ITEMS**
- (75) Inventors: **Reinhard Rye**, Manhattan Beach, CA (US); **Phil Sims**, London (GB)
- (73) Assignee: **On Food Inc.**, Beverly Hills, CA (US)
- (**) Term: **14 Years**
- (21) Appl. No.: **29/397,538**
- (22) Filed: **Jul. 18, 2011**

- D314,914 S * 2/1991 Callinan D9/432
- D318,802 S * 8/1991 Egide D9/418
- 5,542,539 A * 8/1996 Early 206/499
- D402,201 S * 12/1998 Miller D9/431
- D418,052 S * 12/1999 Scrimger D9/434
- D424,932 S * 5/2000 Seidler D9/715
- D466,406 S * 12/2002 Solland D9/418

* cited by examiner

Primary Examiner — Thomas Johannes
(74) *Attorney, Agent, or Firm* — K&L Gates LLP

Related U.S. Application Data

- (62) Division of application No. 29/359,496, filed on Apr. 12, 2010, now Pat. No. Des. 643,747.
 - (51) **LOC (9) Cl.** **09-03**
 - (52) **U.S. Cl.** **D9/418**
 - (58) **Field of Classification Search** D9/414–418, D9/420–423, 430–433; D7/357, 629, 602, D7/553.1–553.8, 538, 591, 615; 206/315.9, 206/485, 521.1, 539, 564, 541, 546, 588, 206/766, 779, 822; 220/23.8, 23.83, 315, 220/324, 326, 367, 556, 4.21, 4.23, 835, 220/839; 229/406, 902–904, 906, 407, 110; D6/470, 397, 441
- See application file for complete search history.

References Cited

- (56) **U.S. PATENT DOCUMENTS**
- 2,854,182 A * 9/1958 Dodd 229/120.13
- D184,276 S * 1/1959 de Kolb D9/421
- 3,521,810 A * 7/1970 Boyer 229/101

(57) **CLAIM**
The ornamental design for a container for food items, as shown and described.

DESCRIPTION

FIG. 1 is a front perspective view of a container for food items showing our design;
 FIG. 2 is a rear perspective view thereof, showing our design;
 FIG. 3 is a front perspective view thereof, showing our design;
 FIG. 4 is a rear perspective view thereof, showing our design;
 FIG. 5 is a left side perspective view thereof, showing our design;
 FIG. 6 is a right side perspective view thereof, showing our design;
 FIG. 7 is a top plan view thereof, showing our design; and,
 FIG. 8 is a bottom plan view thereof, showing our design.
 Broken line portions of the figures are included to show contained items and a closure tab for the of illustrating environmental structure and form no part of the claimed design.

1 Claim, 5 Drawing Sheets

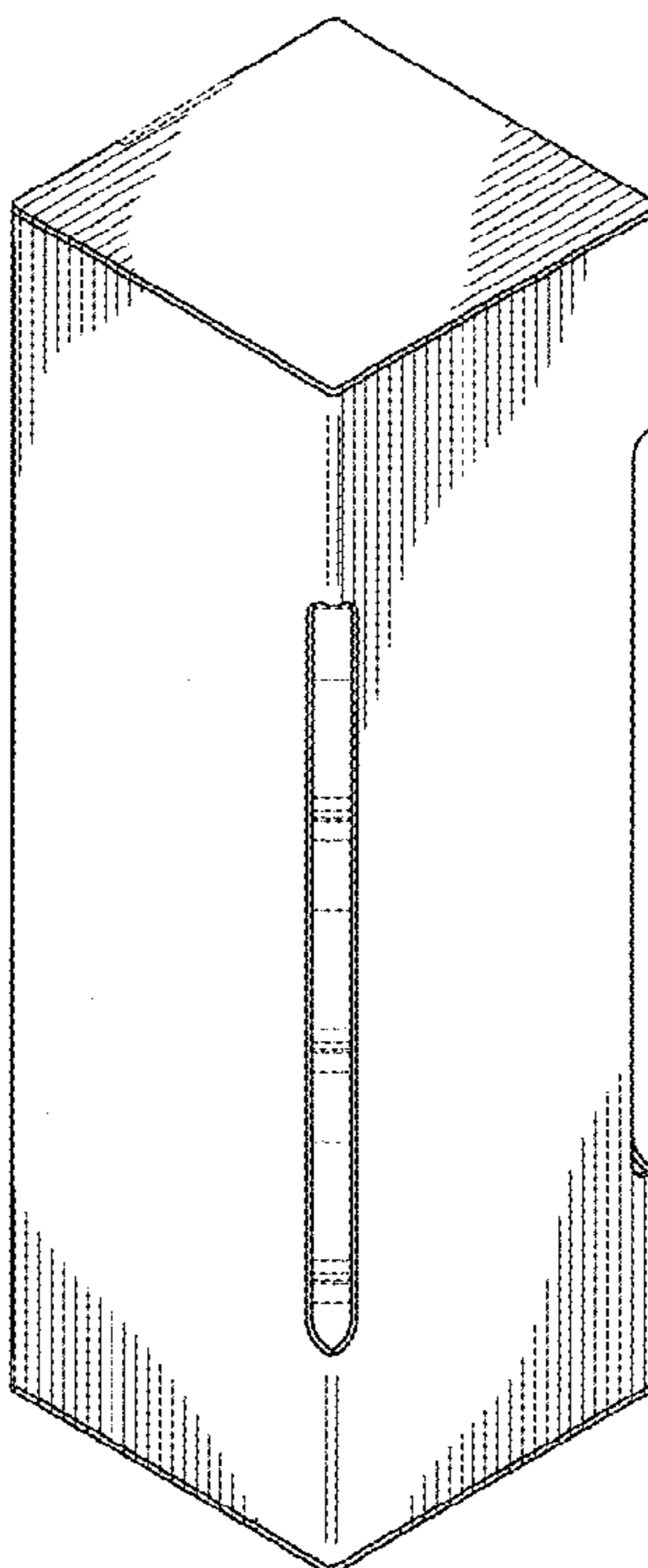




FIG. 1

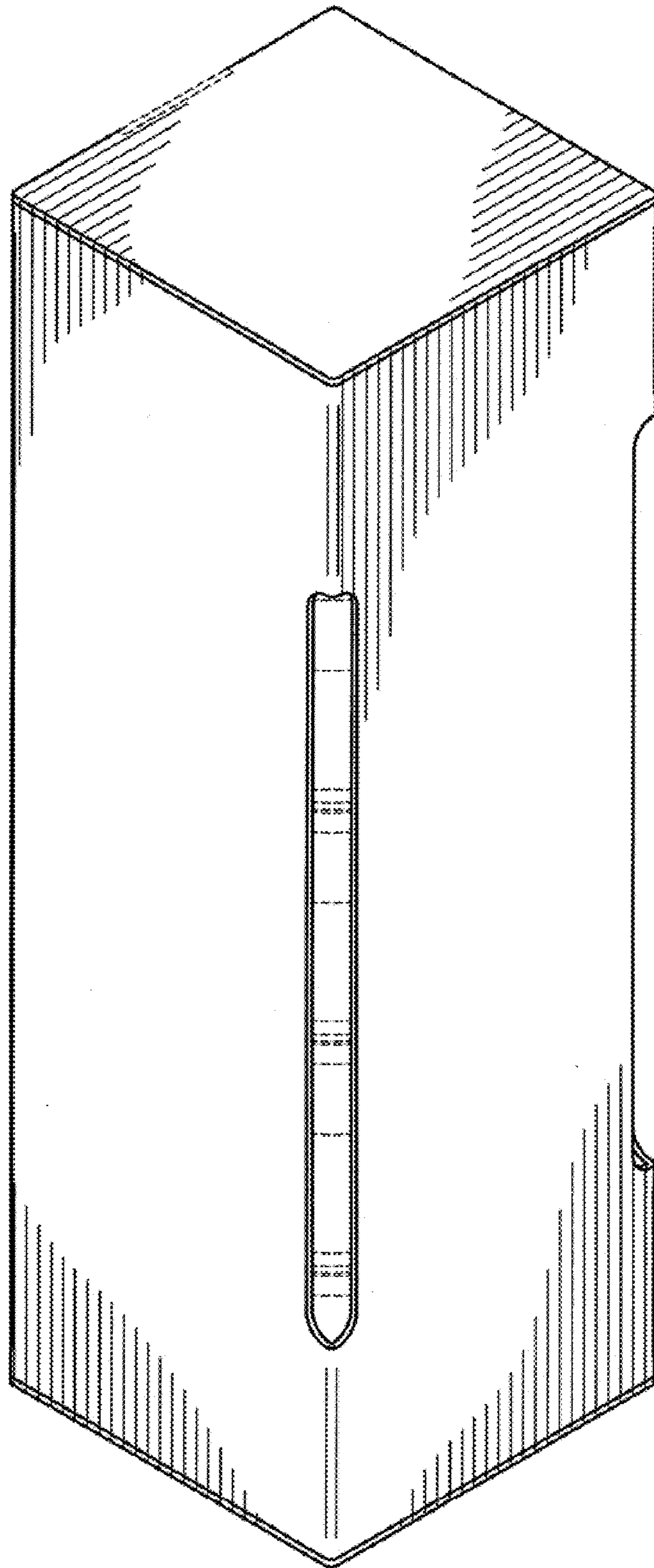


FIG. 2




FIG. 3




FIG. 4




FIG. 5




FIG. 6

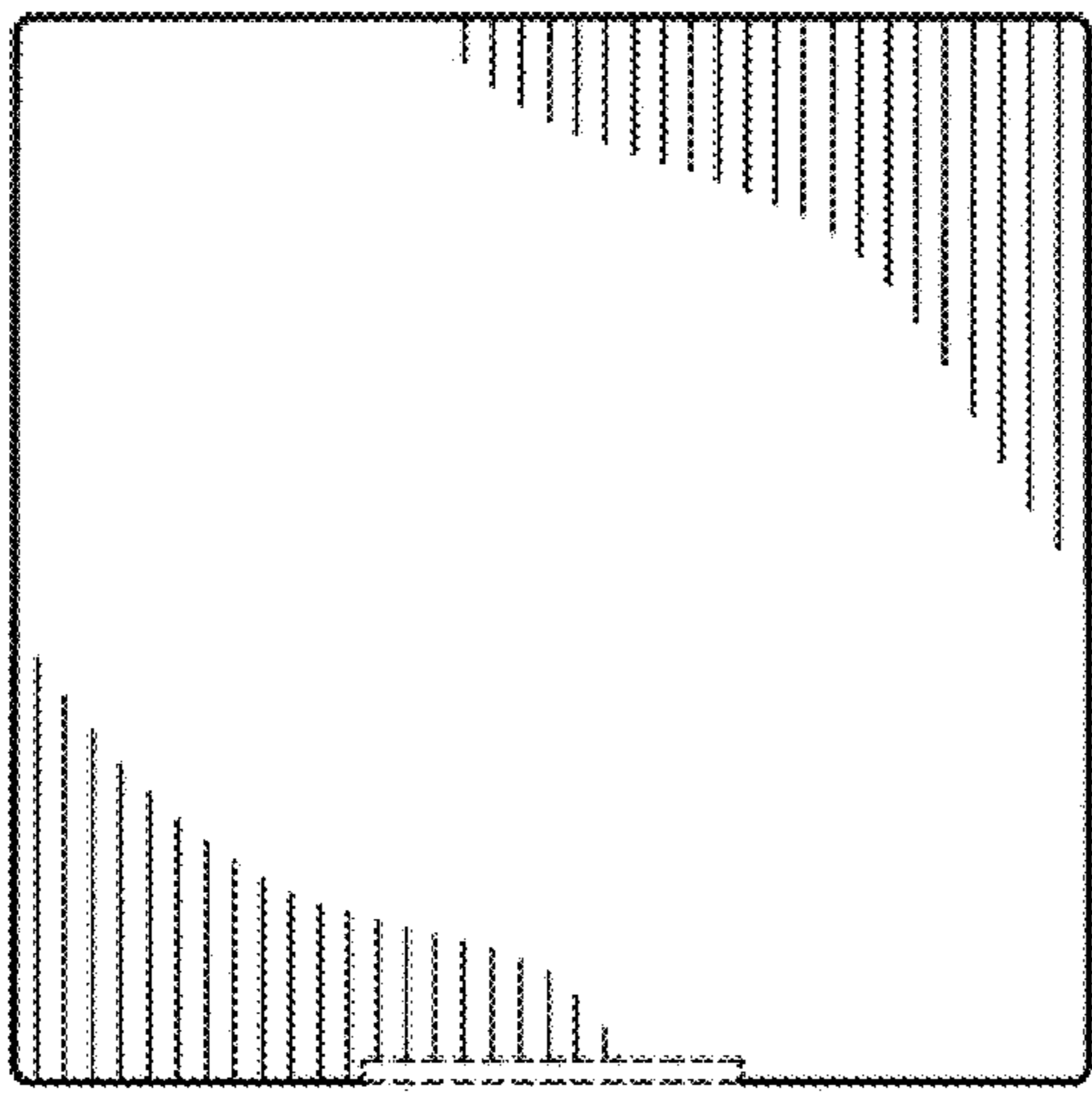


FIG. 7

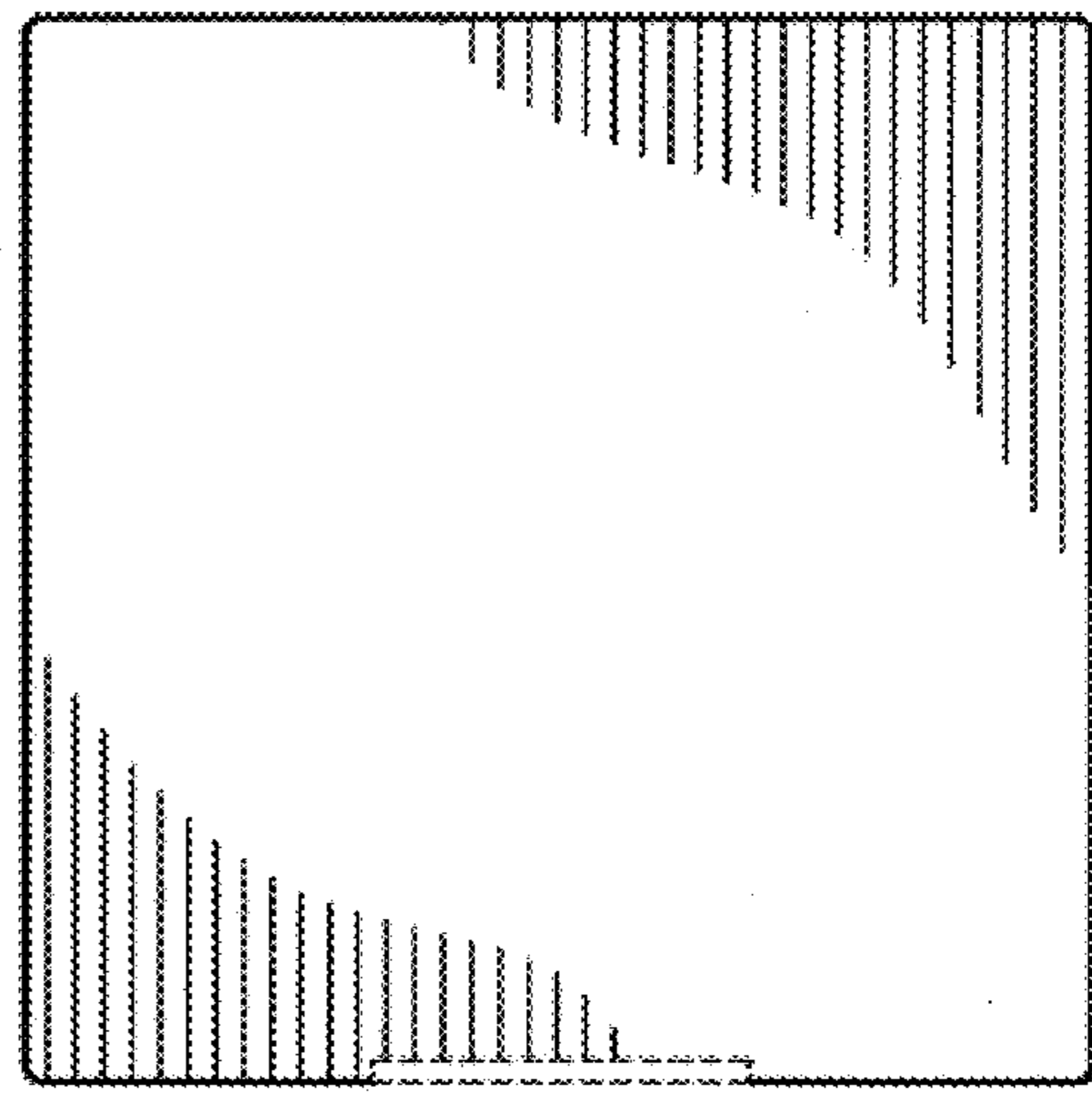


FIG. 8