



US00D654762S

(12) **United States Design Patent**
Gilbert

(10) **Patent No.:** **US D654,762 S**

(45) **Date of Patent:** **** Feb. 28, 2012**

(54) **BEVERAGE CONTAINER**

(75) Inventor: **Tyler Sean Gilbert**, Bellevue, WA (US)

(73) Assignee: **Pacific Market International, LLC**,
Seattle, WA (US)

(**) Term: **14 Years**

(21) Appl. No.: **29/365,004**

(22) Filed: **Jul. 1, 2010**

(51) **LOC (9) Cl.** **07-01**

(52) **U.S. Cl.** **D7/510; D7/511; D7/612; D9/504**

(58) **Field of Classification Search** D7/510,
D7/511, 509, 533, 536, 629, 602, 612; 215/378,
215/379; 220/737; D9/447, 450, 443, 523,
D9/525, 529, 549, 504

See application file for complete search history.

(56) **References Cited**

U.S. PATENT DOCUMENTS

4,136,799	A *	1/1979	Albert	220/298
D276,684	S *	12/1984	Sublett	D7/612
D286,604	S *	11/1986	Bierlein et al.	D7/523
D324,281	S *	2/1992	Brussing	D34/1
D409,441	S *	5/1999	Stephenson	D7/510
6,073,868	A *	6/2000	Stevens et al.	242/118.32
D470,008	S *	2/2003	Trombly	D7/392.1
D483,030	S *	12/2003	Melton	D14/230
D533,396	S *	12/2006	Lipson	D7/392.1
D544,300	S *	6/2007	Tien	D7/510
D562,132	S *	2/2008	LaMasney	D9/443
D586,182	S *	2/2009	Trombly	D7/510
D595,089	S *	6/2009	Wahl	D7/510

D600,073	S *	9/2009	Carreno	D7/523
D602,308	S *	10/2009	Alviar et al.	D7/510
D614,955	S *	5/2010	Cresswell et al.	D9/447
D616,248	S *	5/2010	George	D7/510
D622,545	S *	8/2010	Wahl	D7/510
D624,363	S *	9/2010	Alviar et al.	D7/510
D631,293	S *	1/2011	Ross	D7/510
D639,661	S *	6/2011	Llerena	D9/504
D646,578	S *	10/2011	Marais et al.	D9/553

OTHER PUBLICATIONS

U.S. Appl. No. 29/366,830, filed Jul. 30, 2010, Gilbert.

U.S. Appl. No. 29/366,831, filed Jul. 30, 2010, Gilbert.

* cited by examiner

Primary Examiner — Marianne Pandozzi

(74) *Attorney, Agent, or Firm* — Davis Wright Tremaine
LLP; George C. Rondeau, Jr.

(57) **CLAIM**

The ornamental design for a beverage container, as shown and described.

DESCRIPTION

FIG. 1 is a top front perspective view of a beverage container showing my new design.

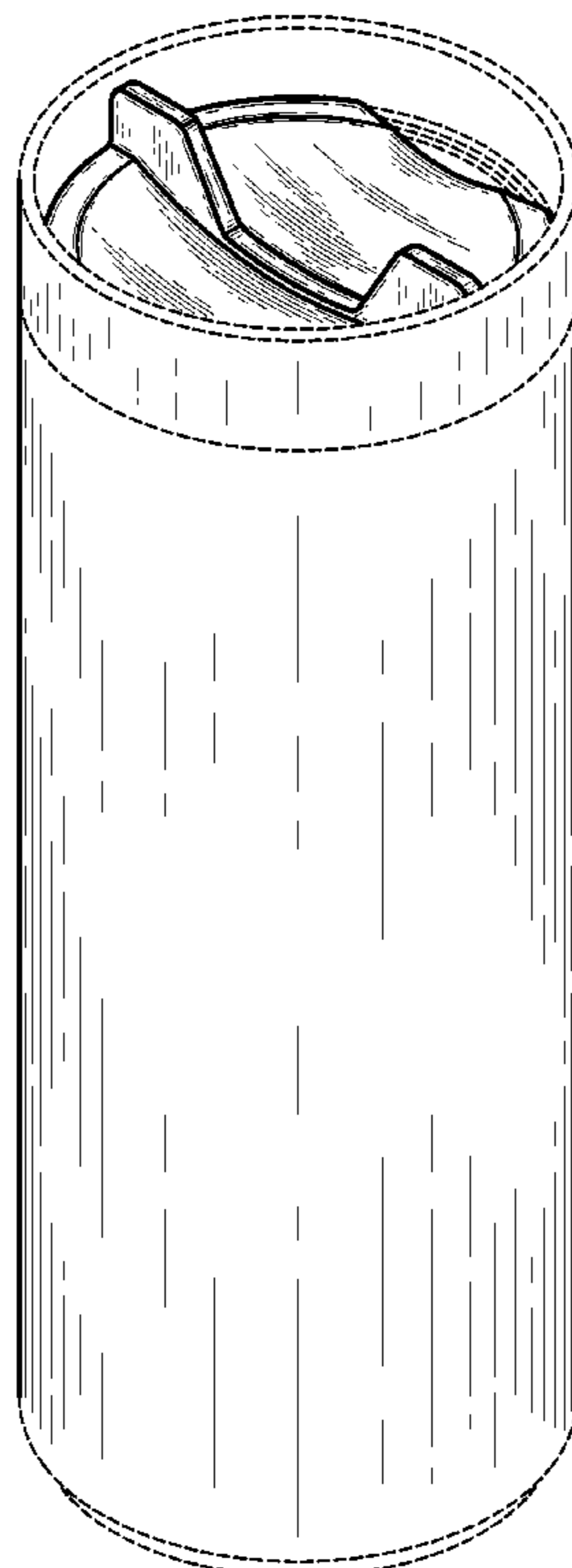
FIG. 2 is a front elevational view thereof, the rear, left side and right side elevational views being identical.

FIG. 3 is a top plan view thereof; and,

FIG. 4 is a bottom plan view thereof.

The broken lines represent portions of the beverage container that form no part of the claim.

1 Claim, 3 Drawing Sheets



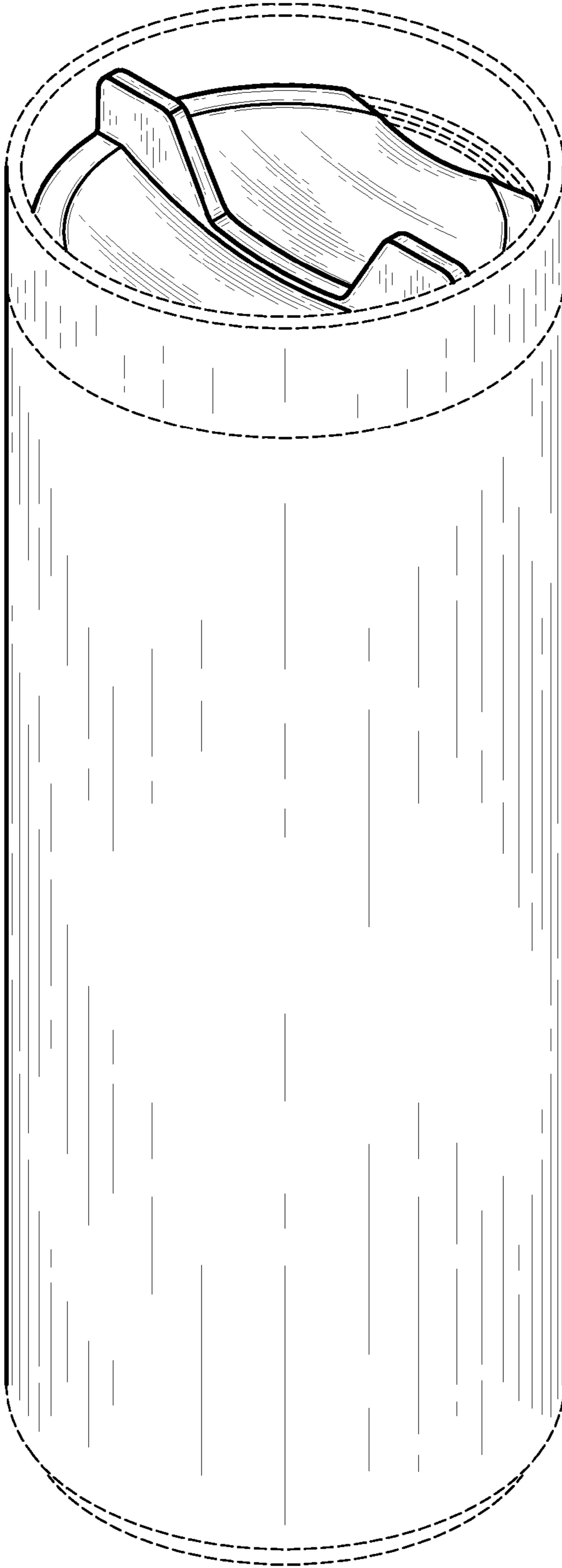


Fig. 1




Fig. 2

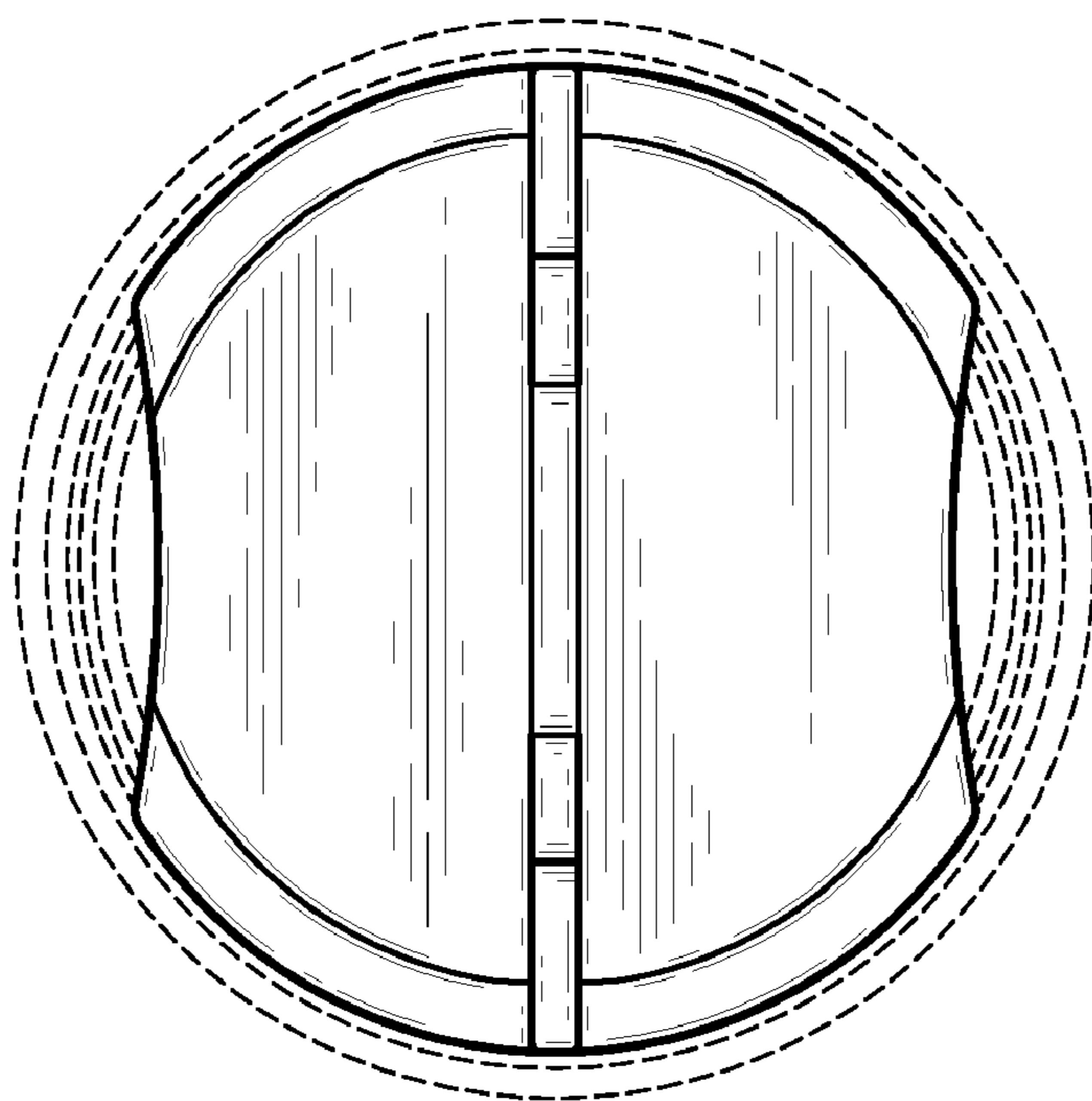


Fig. 3

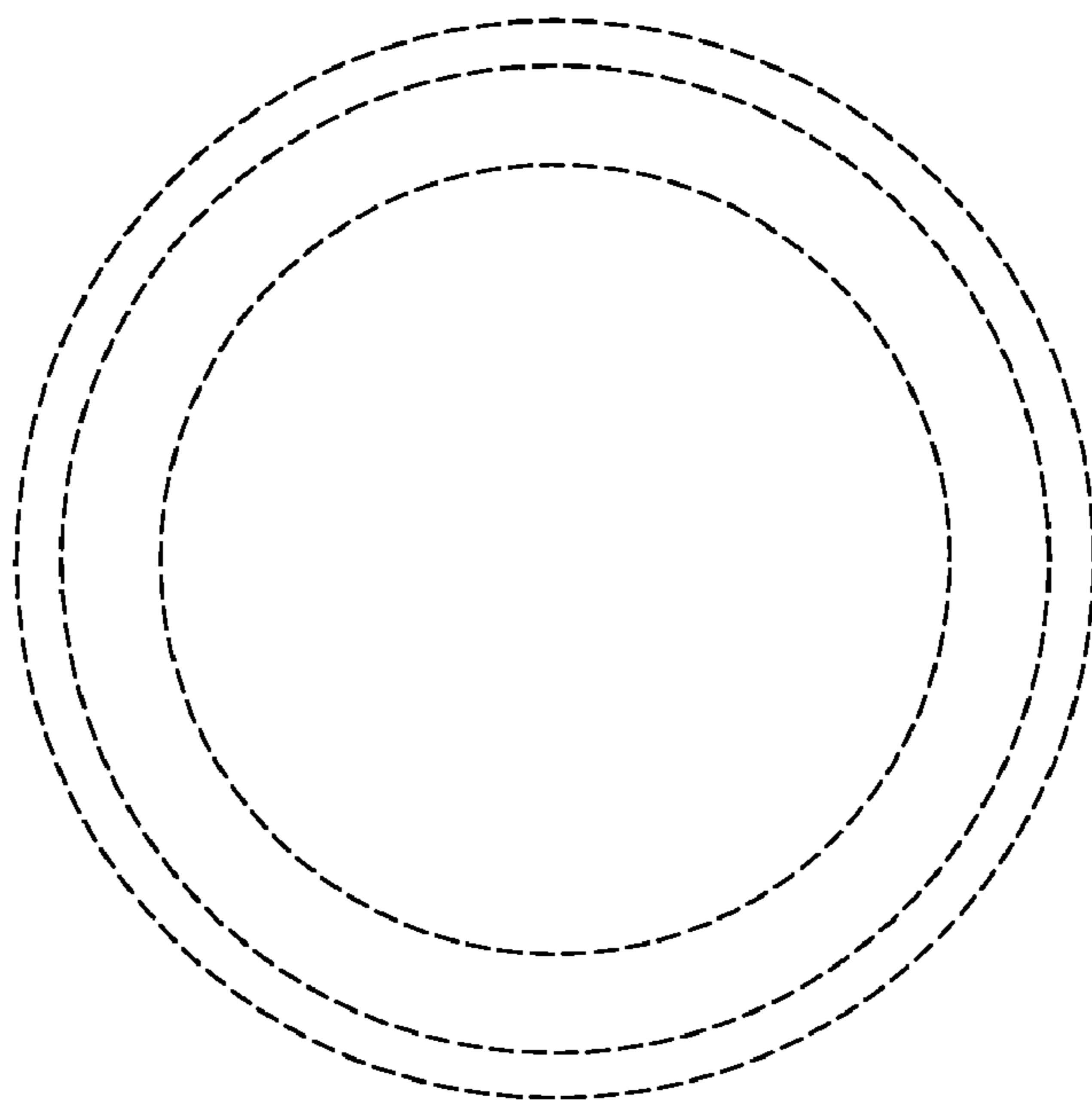


Fig. 4