



US00D654746S

(12) **United States Design Patent**  
**Watson**

(10) **Patent No.:** **US D654,746 S**

(45) **Date of Patent:** **\*\* Feb. 28, 2012**

(54) **TOOL HANGER**

(76) **Inventor:** **Grahame E Watson**, Leavenworth, WA  
(US)

(\*\*) **Term:** **14 Years**

(21) **Appl. No.:** **29/369,079**

(22) **Filed:** **Sep. 1, 2010**

(51) **LOC (9) Cl.** ..... **06-04**

(52) **U.S. Cl.** ..... **D6/572**

(58) **Field of Classification Search** ..... D6/553,  
D6/567, 569-572; 248/309.1; D8/345, 363,  
D8/367, 371-373, 380; 206/349; 211/13.1,  
211/86.01, 87.01, 85.9, 39; D11/131, 132,  
D11/134

See application file for complete search history.

(56) **References Cited**

**U.S. PATENT DOCUMENTS**

3,305,100 A \* 2/1967 Barbee ..... 211/39  
D297,293 S \* 8/1988 Fagan ..... D6/569

D302,918 S \* 8/1989 Maki ..... D6/569  
D337,345 S \* 7/1993 Gracie ..... D6/572  
D458,070 S \* 6/2002 Bennett et al. .... D6/567

\* cited by examiner

*Primary Examiner* — Brian N Vinson

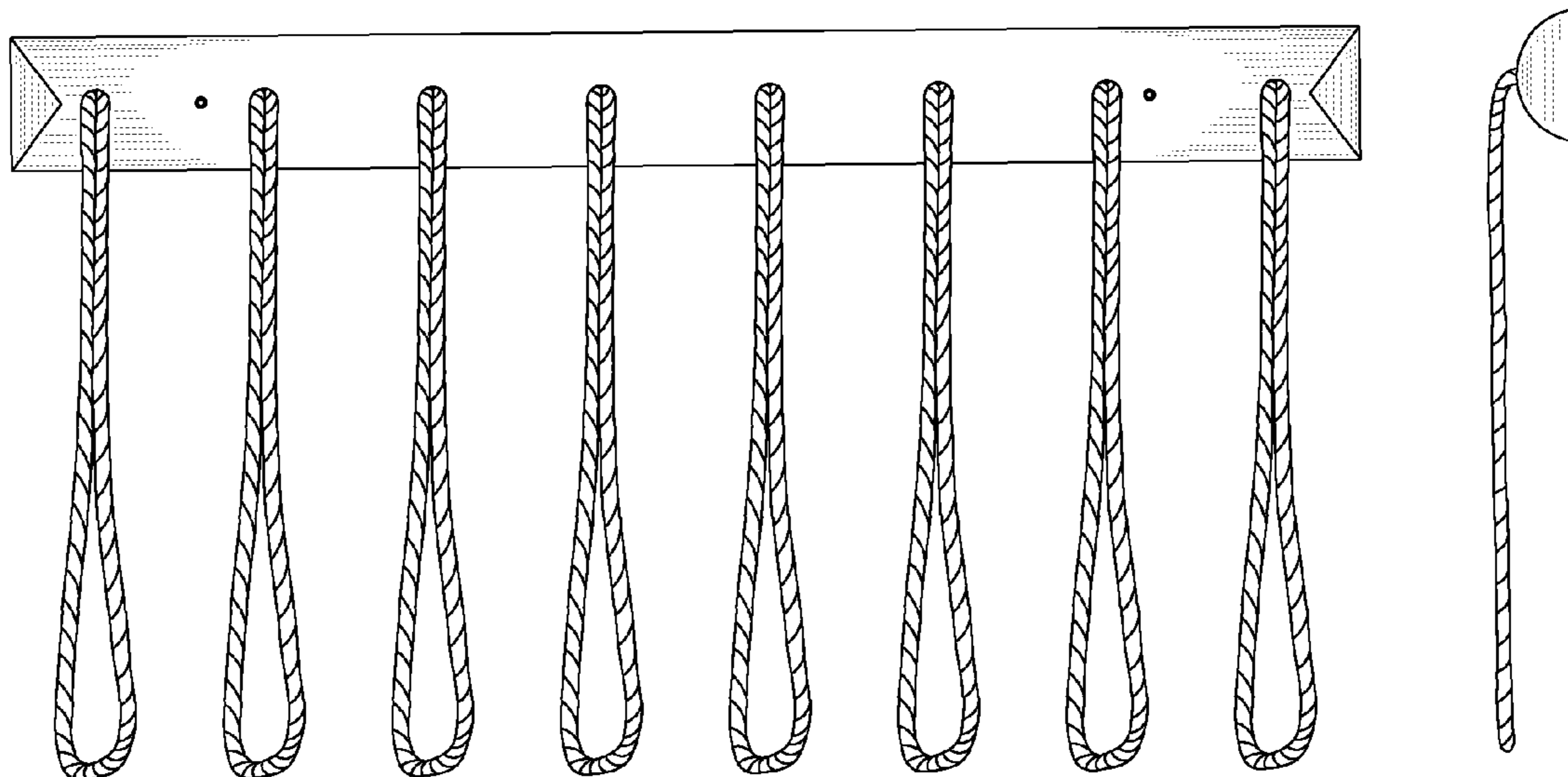
(57) **CLAIM**

I claim the ornamental design for a tool hanger, as shown and described.

**DESCRIPTION**

FIG. 1 is a front elevational view of a tool hanger showing my new design;  
FIG. 2 is a right side elevational view thereof, the left side being a mirror image of that shown;  
FIG. 3 is a top plan view thereof; and,  
FIG. 4 is a front elevational view thereof, with the broken line disclosure of a sample tool being for illustrative purposes only and forming no part of the claimed design.

**1 Claim, 1 Drawing Sheet**



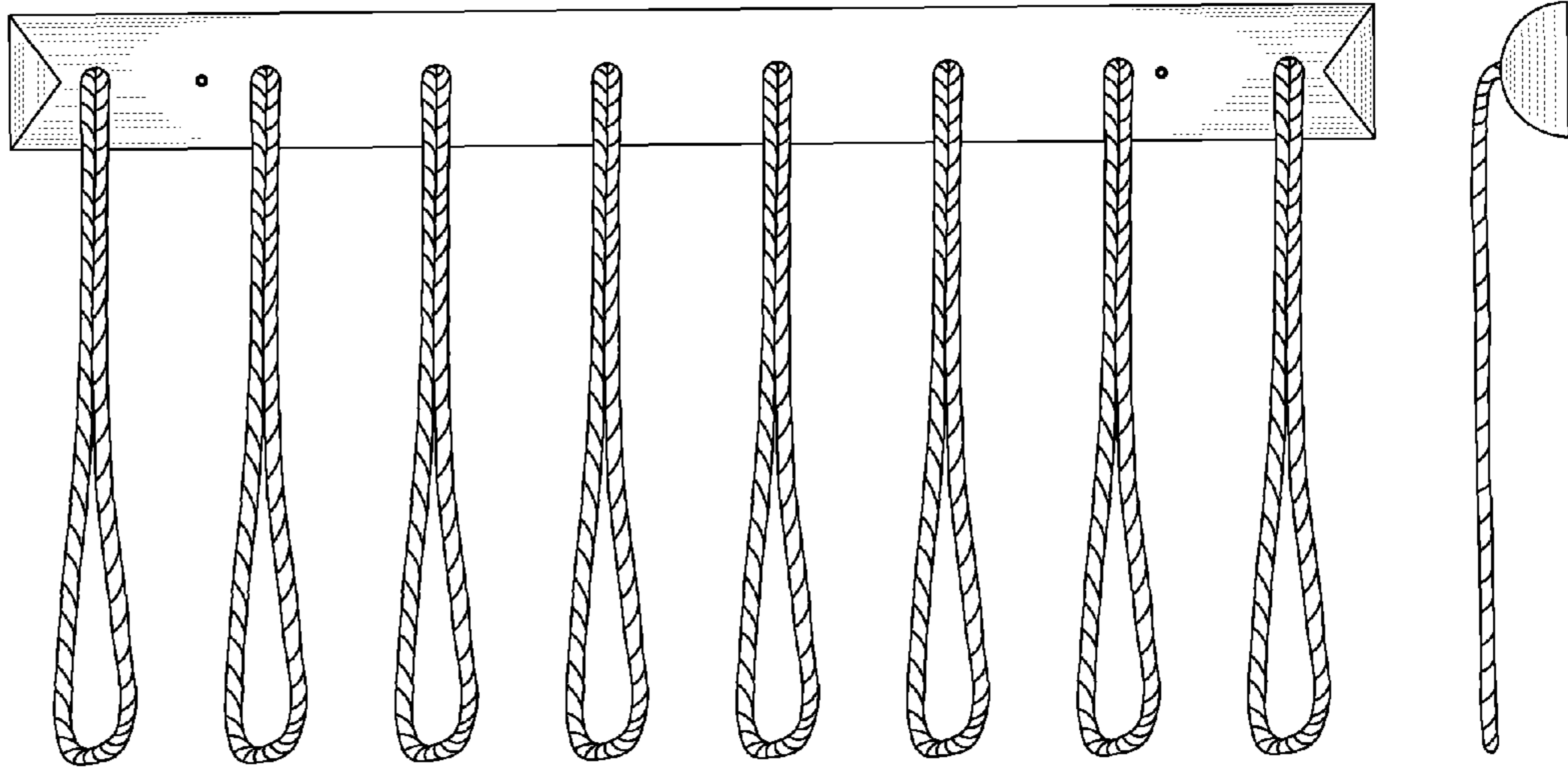


FIG. 1

FIG. 2

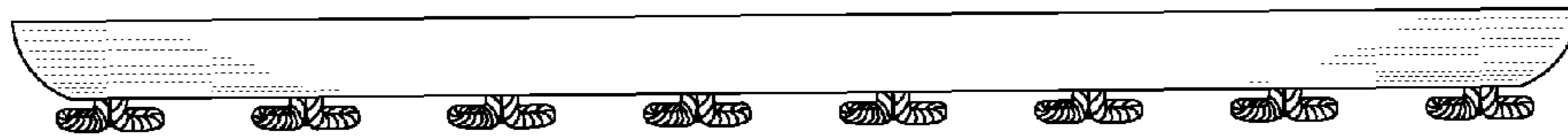


FIG. 3

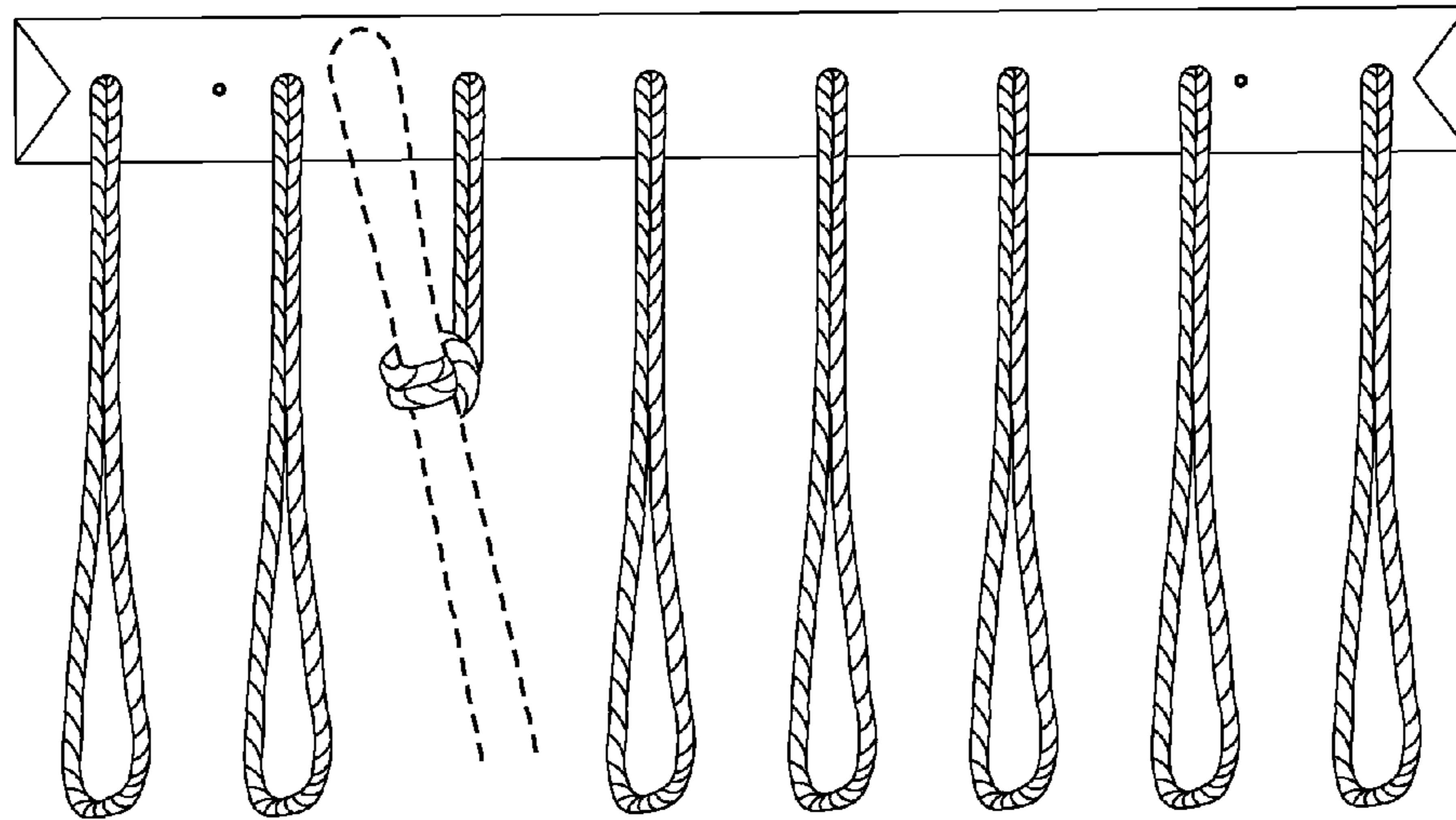


FIG. 4