



US00D654722S

(12) **United States Design Patent**  
**Sexton**

(10) **Patent No.:** **US D654,722 S**

(45) **Date of Patent:** **\*\* \*Feb. 28, 2012**

- (54) **FOUR-DRAWER VERTICAL FILE**
- (75) Inventor: **James S. Sexton**, San Ramon, CA (US)
- (73) Assignee: **Z-Line Designs, Inc.**, San Ramon, CA (US)
- (\*) Notice: This patent is subject to a terminal disclaimer.
- (\*\*) Term: **14 Years**
- (21) Appl. No.: **29/355,122**

- (22) Filed: **Feb. 2, 2010**
- (51) **LOC (9) Cl.** ..... **06-04**
- (52) **U.S. Cl.** ..... **D6/446**
- (58) **Field of Classification Search** ..... D6/432-448,  
D6/455, 460, 468; 312/107, 108, 111, 138.1,  
312/204, 257.1, 330.1; D3/297; 206/503  
See application file for complete search history.

(56) **References Cited**

**U.S. PATENT DOCUMENTS**

- D195,518 S \* 6/1963 Bullock et al. .... D6/446
- D199,069 S \* 9/1964 Sundberg ..... D6/446
- 3,331,644 A \* 7/1967 Kafferlin ..... 312/218
- 4,232,920 A \* 11/1980 Bukaitz ..... 312/257.1

- 4,303,287 A \* 12/1981 Taplin ..... 312/215
- D296,166 S \* 6/1988 Hills ..... D6/446
- D328,824 S \* 8/1992 Bellini et al. .... D6/445
- D341,502 S \* 11/1993 Ball ..... D6/446
- D555,394 S \* 11/2007 Sexton ..... D6/446
- D587,933 S \* 3/2009 Semrau et al. .... D6/446
- D596,422 S \* 7/2009 Hoshino ..... D6/446
- D622,976 S \* 9/2010 Lovegrove ..... D6/446

\* cited by examiner

*Primary Examiner* — Brian N Vinson

(74) *Attorney, Agent, or Firm* — Kilpatrick Townsend & Stockton LLP

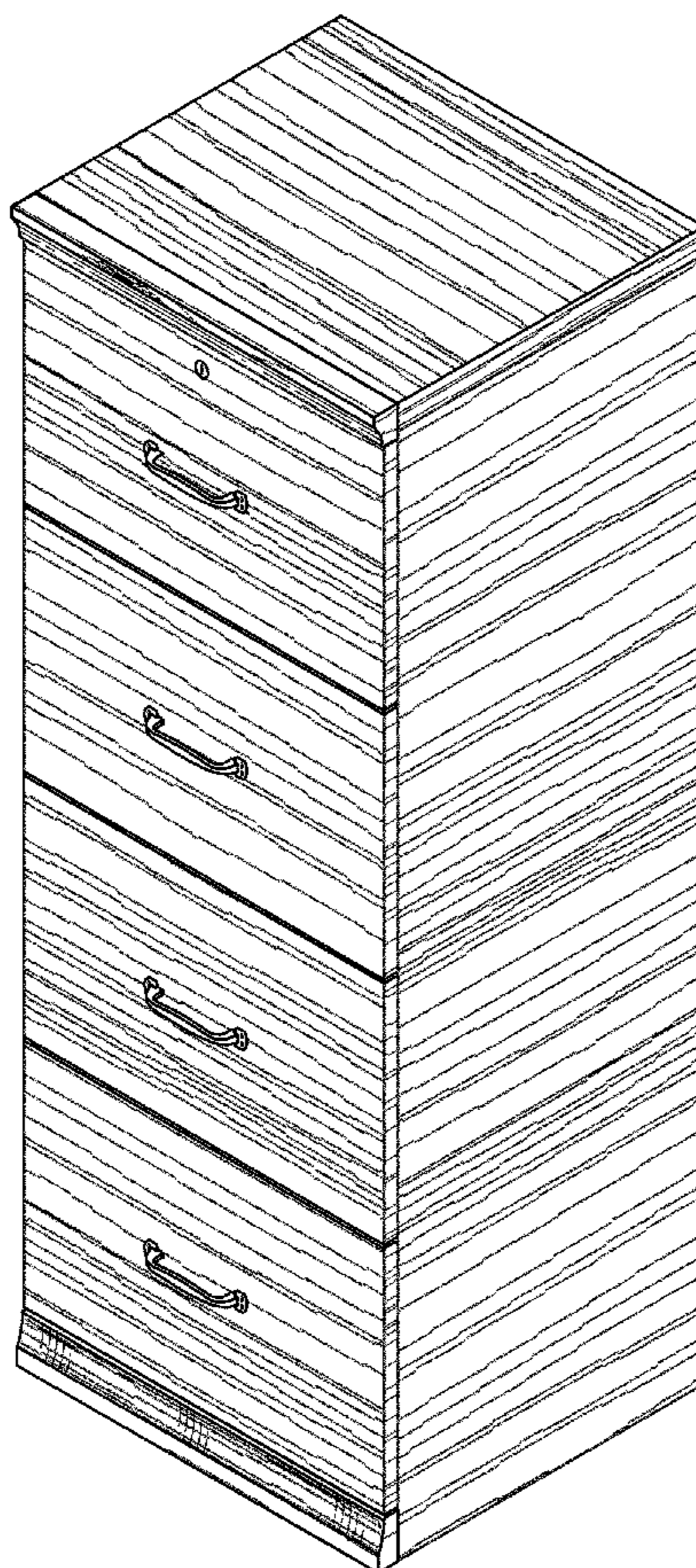
(57) **CLAIM**

The ornamental design for a four-drawer vertical file, as shown and described.

**DESCRIPTION**

FIG. 1 is a perspective view of a four-drawer vertical file showing my new design;  
 FIG. 2 is a front elevational view thereof;  
 FIG. 3 is a rear elevational view thereof;  
 FIG. 4 is a right side elevational view thereof;  
 FIG. 5 is a left side elevational view thereof;  
 FIG. 6 is a top plan view thereof; and,  
 FIG. 7 is a bottom plan view thereof.

**1 Claim, 6 Drawing Sheets**






FIG. 1

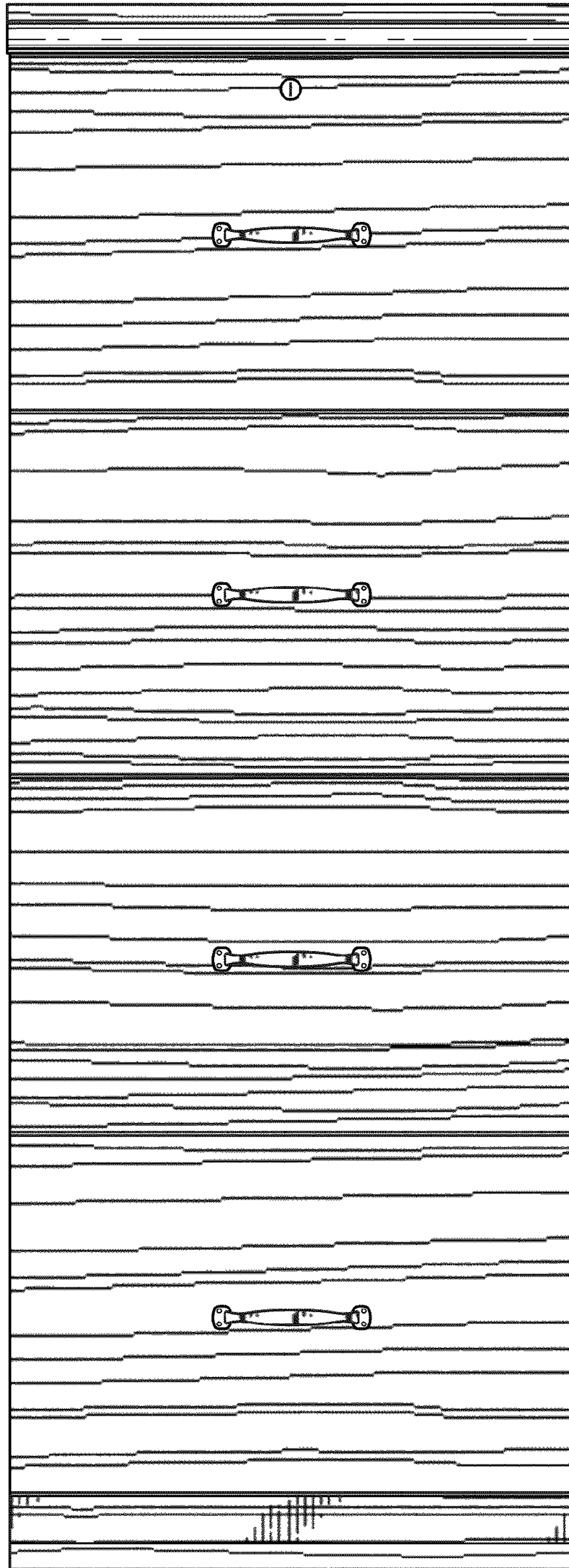


FIG. 2




FIG. 3

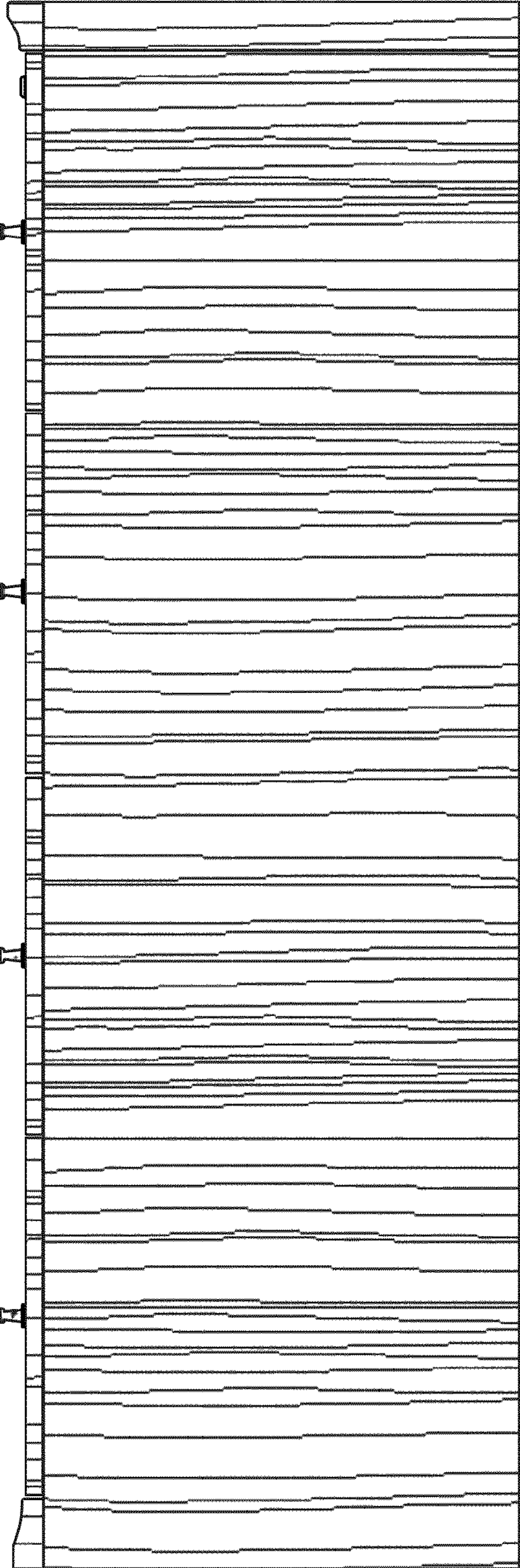


FIG. 4




FIG. 5




FIG. 6




FIG. 7