



US00D654720S

(12) **United States Design Patent**  
**Schiff**

(10) **Patent No.:** **US D654,720 S**  
(45) **Date of Patent:** **\*\* Feb. 28, 2012**

(54) **BED SIDE TABLE FOR STORING A CPAP DEVICE**

D434,579 S \* 12/2000 Rabb ..... D6/432  
6,494,549 B2 12/2002 Van Daalwyk  
7,686,860 B2 \* 3/2010 Ryan ..... 312/237

(76) Inventor: **Robert D. Schiff**, Jeanette, PA (US)

(\*\*) Term: **14 Years**

(21) Appl. No.: **29/361,357**

(22) Filed: **May 10, 2010**

(51) **LOC (9) Cl.** ..... **06-04**

(52) **U.S. Cl.** ..... **D6/432**

(58) **Field of Classification Search** ..... D6/429,  
D6/432, 436, 437, 438, 439, 440, 442, 445,  
D6/446, 447, 448; 312/107, 109, 138.1,  
312/204, 224, 237, 257.1, 283, 285  
See application file for complete search history.

(56) **References Cited**

**U.S. PATENT DOCUMENTS**

|           |     |         |                    |         |
|-----------|-----|---------|--------------------|---------|
| 2,584,089 | A   | 1/1952  | Hillenbrand et al. |         |
| 2,666,679 | A   | 1/1954  | Olofsson           |         |
| 4,054,342 | A * | 10/1977 | Cook               | 312/237 |
| D258,032  | S * | 1/1981  | Tebbe et al.       | D6/445  |
| D333,742  | S * | 3/1993  | Reutenauer et al.  | D6/442  |
| 5,399,007 | A   | 3/1995  | Marconet           |         |
| D376,494  | S   | 12/1996 | Brunner et al.     |         |
| 5,662,396 | A   | 9/1997  | Reeder et al.      |         |
| D387,923  | S * | 12/1997 | McKinney           | D6/429  |
| D391,786  | S * | 3/1998  | Zaidman et al.     | D6/445  |

**OTHER PUBLICATIONS**

WWW.CPAPHIDEAWAY.COM; internet; as of May 10, 2010.

\* cited by examiner

*Primary Examiner* — Mimosa De

(57) **CLAIM**

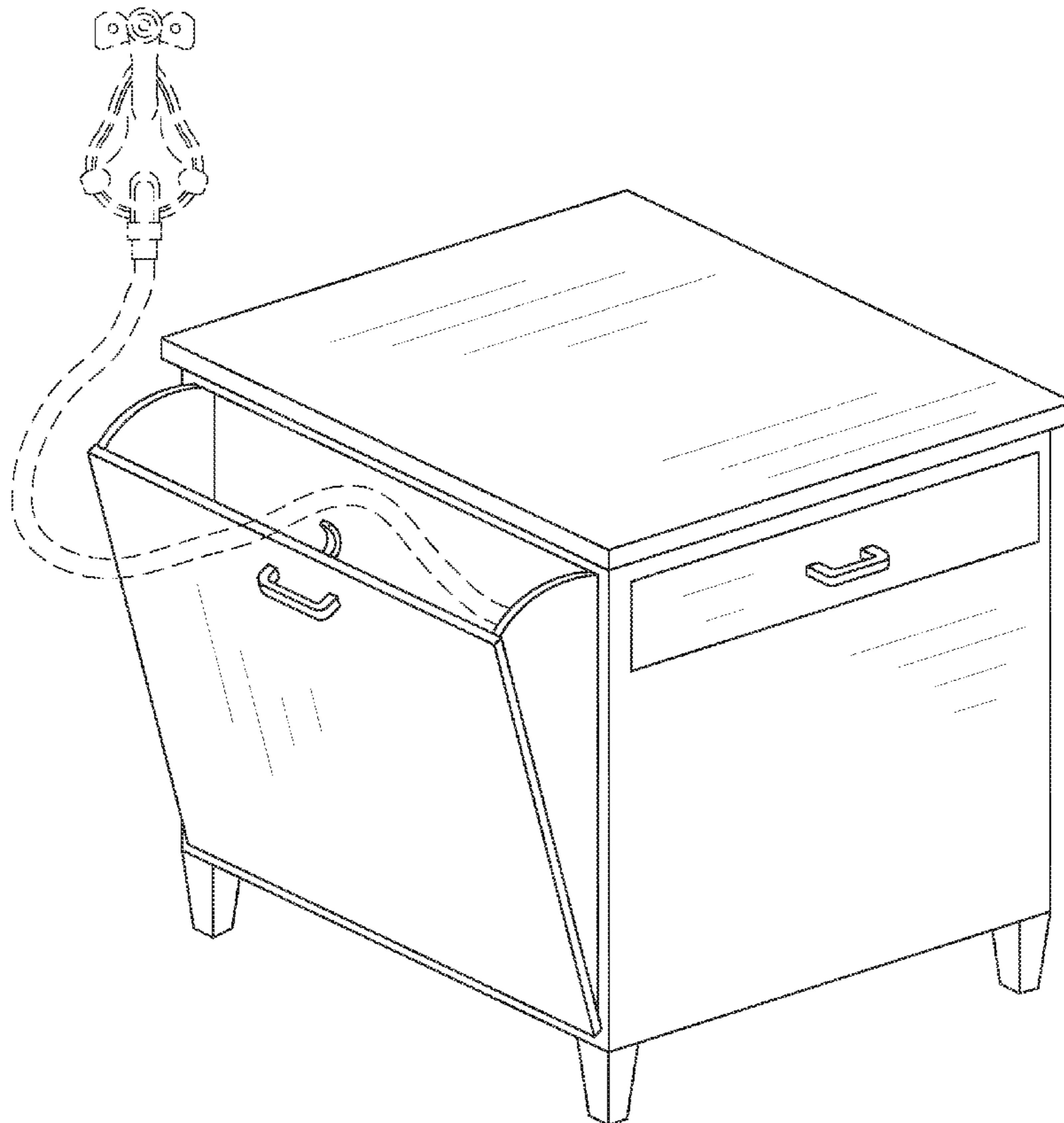
The ornamental design for a bed side table for storing a CPAP device, as shown and described.

**DESCRIPTION**

FIG. 1 is a perspective view of a bed side table for storing a CPAP device showing my new design;  
FIG. 2 is a side view thereof;  
FIG. 3 is an opposite side view thereof;  
FIG. 4 is a back view thereof;  
FIG. 5 is a front view thereof;  
FIG. 6 is a top view thereof; and,  
FIG. 7 is a bottom view thereof.

In FIGS. 1 and 4, the broken lines showing of environmental structure for purposes of illustrating the bed side table for storing a CPAP device in a condition of use. The broken lines and the structure they depict form no part of the claimed design.

**1 Claim, 4 Drawing Sheets**



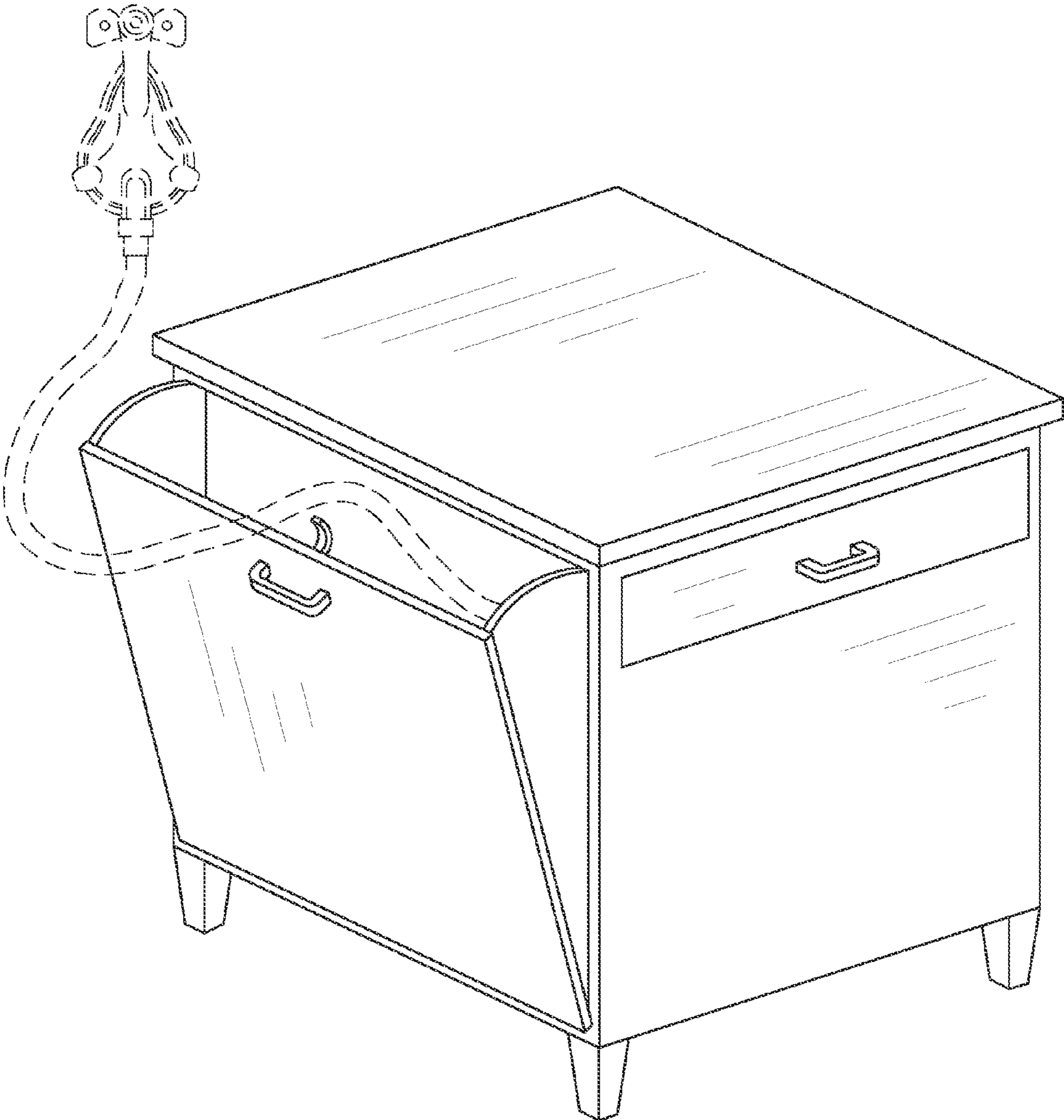


FIG. 1




FIG. 2

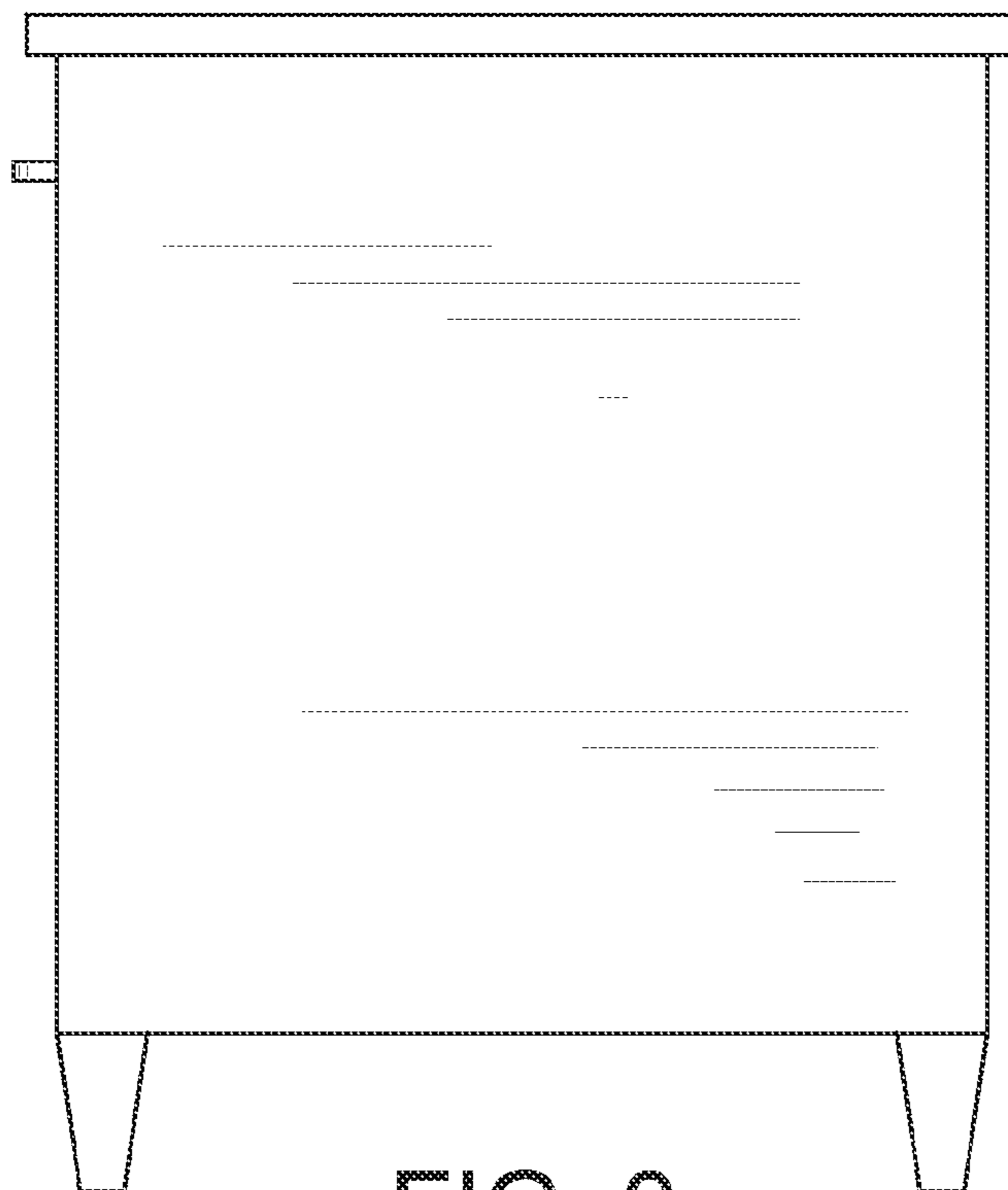


FIG. 3




FIG. 4




FIG. 5

FIG. 6




FIG. 7

