



US00D654706S

(12) **United States Design Patent**
Kacines

(10) **Patent No.:** **US D654,706 S**

(45) **Date of Patent:** **** Feb. 28, 2012**

(54) **CANDY CANE STOCKING HANGER**

(76) Inventor: **Jeffery J. Kacines**, Allen, TX (US)

(**) Term: **14 Years**

(21) Appl. No.: **29/370,683**

(22) Filed: **Aug. 21, 2010**

(51) **LOC (9) Cl.** **06-08**

(52) **U.S. Cl.** **D6/323**

(58) **Field of Classification Search** D6/315-328;
D3/328, 318; D11/200, 204, 117, 125, 126,
D11/130; 223/85-98; 211/13.1, 85.3, 86.01,
211/113, 119.01; 248/690, 691, 317, 322
See application file for complete search history.

(56) **References Cited**

U.S. PATENT DOCUMENTS

3,041,696	A *	7/1962	Ferri, Jr.	24/566
D295,811	S *	5/1988	Larsson	D6/326
D297,285	S *	8/1988	Larsson	D6/326
D307,833	S *	5/1990	Maki	D6/326
4,943,026	A *	7/1990	Fildan	248/339
5,083,691	A *	1/1992	Handrick	223/96
D352,372	S	11/1994	Gonzalez	
5,515,978	A *	5/1996	Moran	211/30
D436,006	S	1/2001	DeMarino	
6,398,387	B1 *	6/2002	Wienhold	362/231
6,418,595	B1 *	7/2002	Shih	24/536
D464,159	S	10/2002	Peloquin	
D467,701	S	12/2002	D'mytro	
D469,669	S	2/2003	Sollitto	

D478,404	S	8/2003	Wardlaw	
D479,618	S *	9/2003	Lamonto	D26/25
D482,960	S	12/2003	Fok	
D489,477	S	5/2004	Maldonado	
D509,041	S *	9/2005	Larkin	D1/101
D552,461	S *	10/2007	Oas	D8/395
D642,389	S *	8/2011	Stumpo	D6/326

OTHER PUBLICATIONS

Internet Advertisement, Elf With Candy Cane Stocking Hanger, 1977-1985.

* cited by examiner

Primary Examiner — Prabhakar Deshmukh

(74) *Attorney, Agent, or Firm* — Roger N. Chauza, PC

(57) **CLAIM**

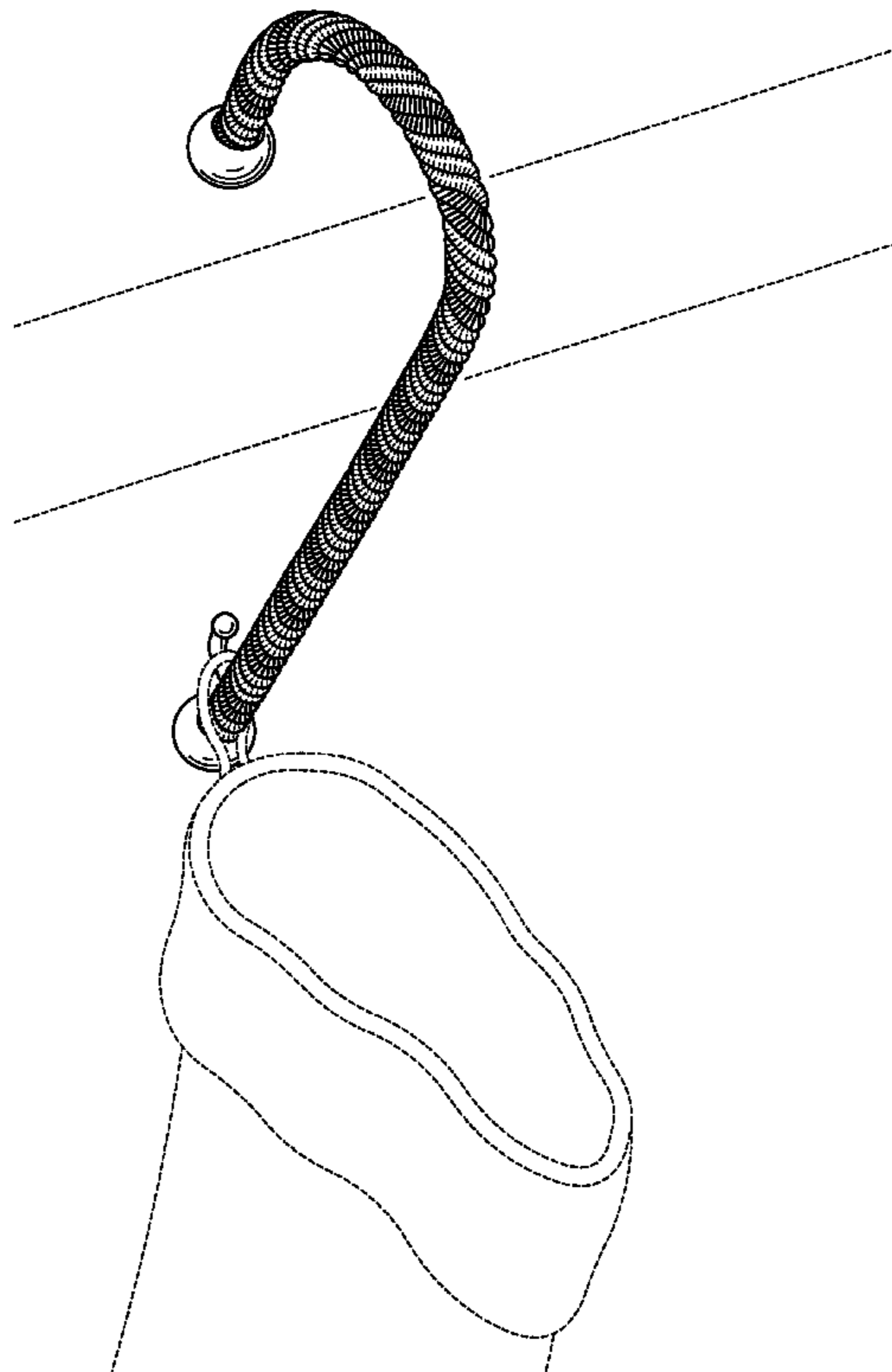
The ornamental design for a candy cane stocking hanger, substantially as shown and described.

DESCRIPTION

FIG. 1 is a perspective view of a candy cane stocking hanger showing my new design, shown in the environmental use; FIG. 2 is a left side elevational view thereof; FIG. 3 is a right side elevational view thereof; FIG. 4 is a rear elevational view thereof; FIG. 5 is a front elevational view thereof; FIG. 6 is a top plan view thereof; and, FIG. 7 is a bottom plan view thereof.

The broken lines showing environment in FIG. 1 is for illustrative purpose only and forms no part of the claimed design.

1 Claim, 5 Drawing Sheets



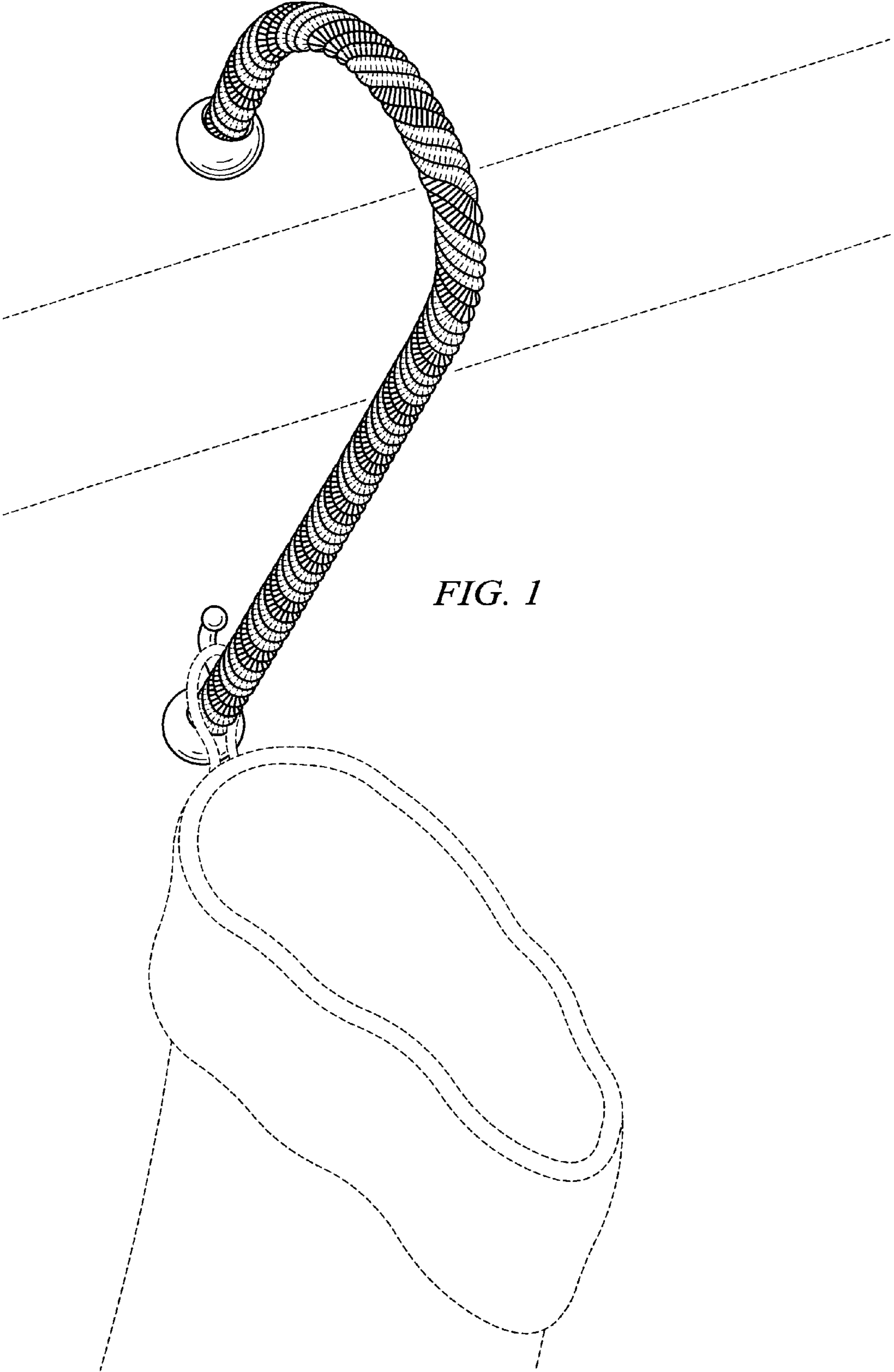


FIG. 1

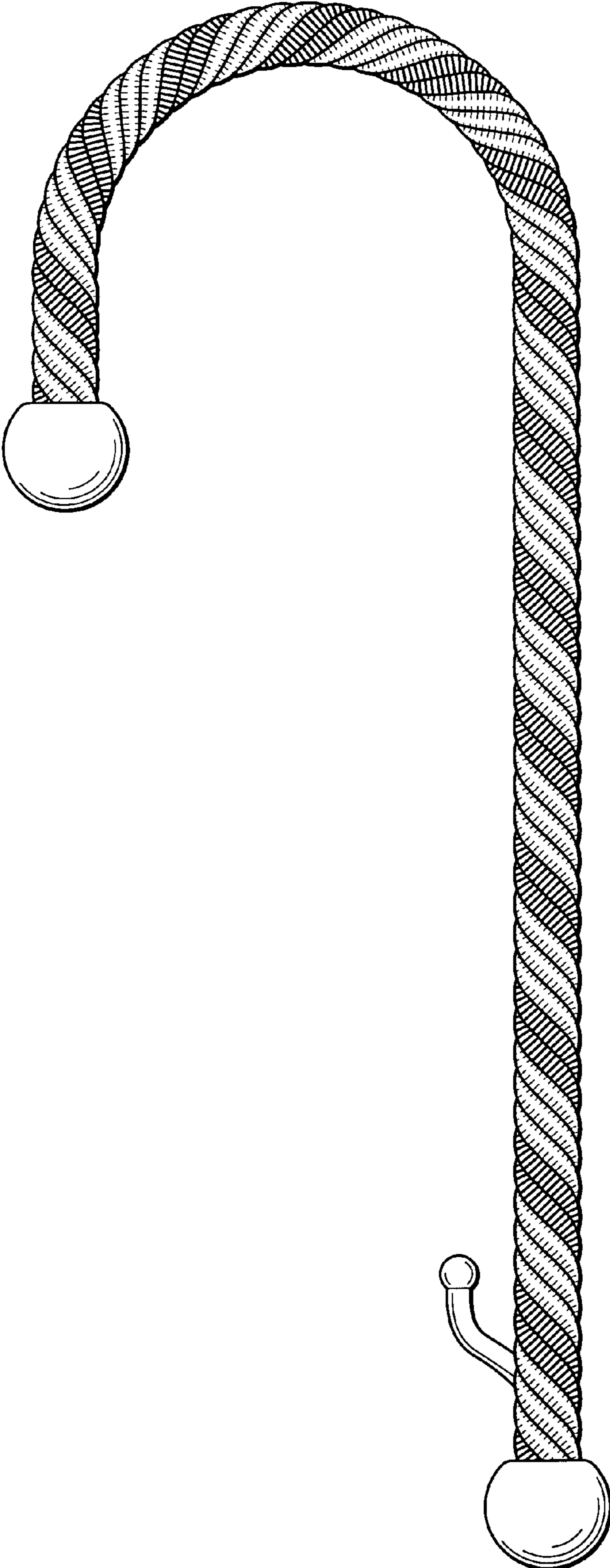


FIG. 2

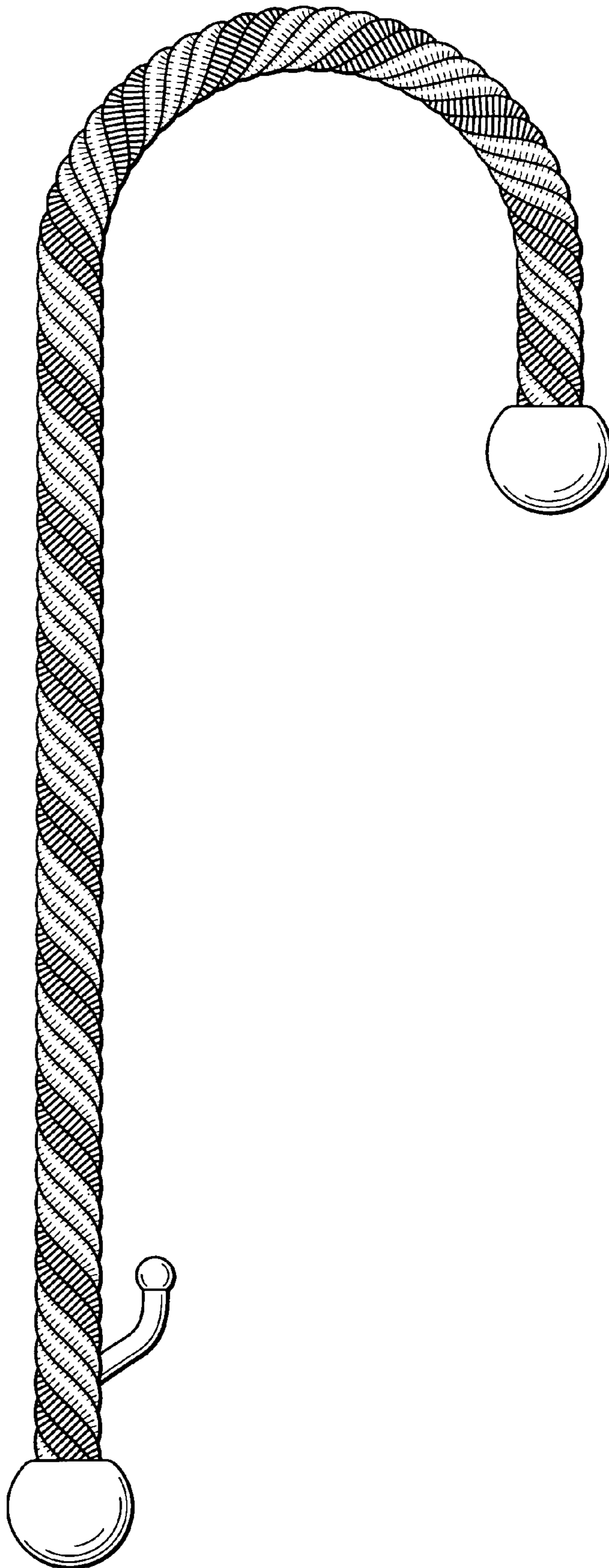


FIG. 3

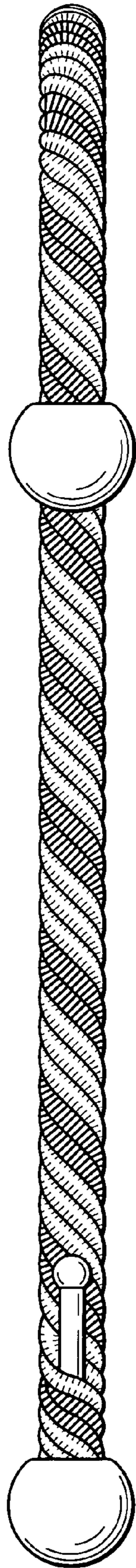


FIG. 4

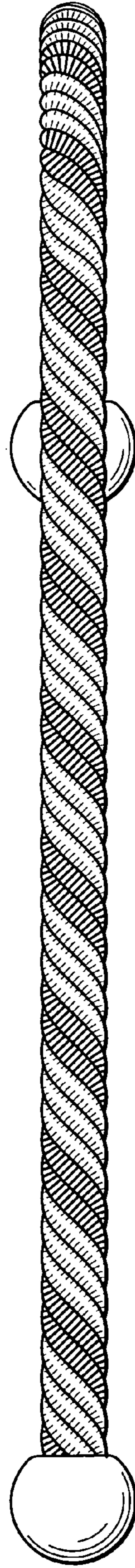


FIG. 5

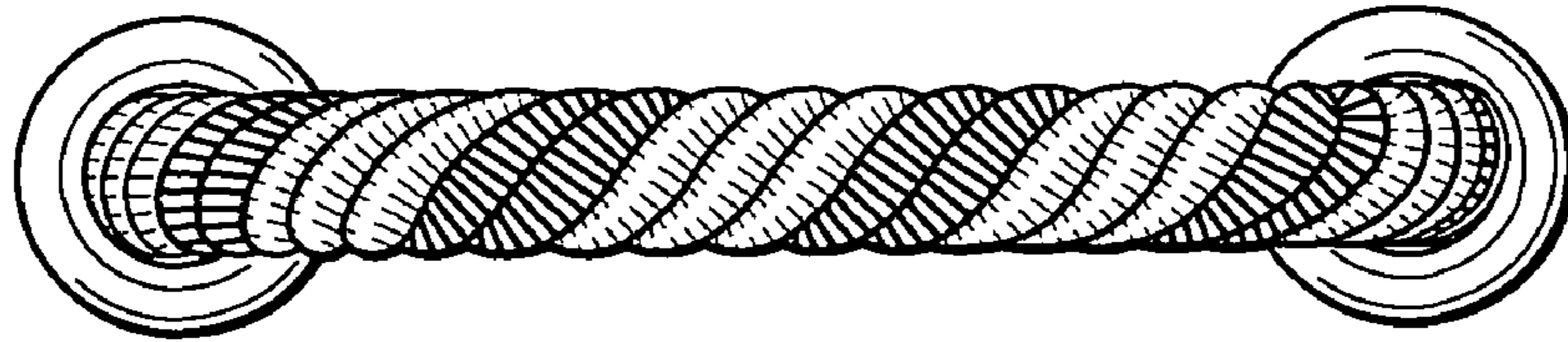


FIG. 6

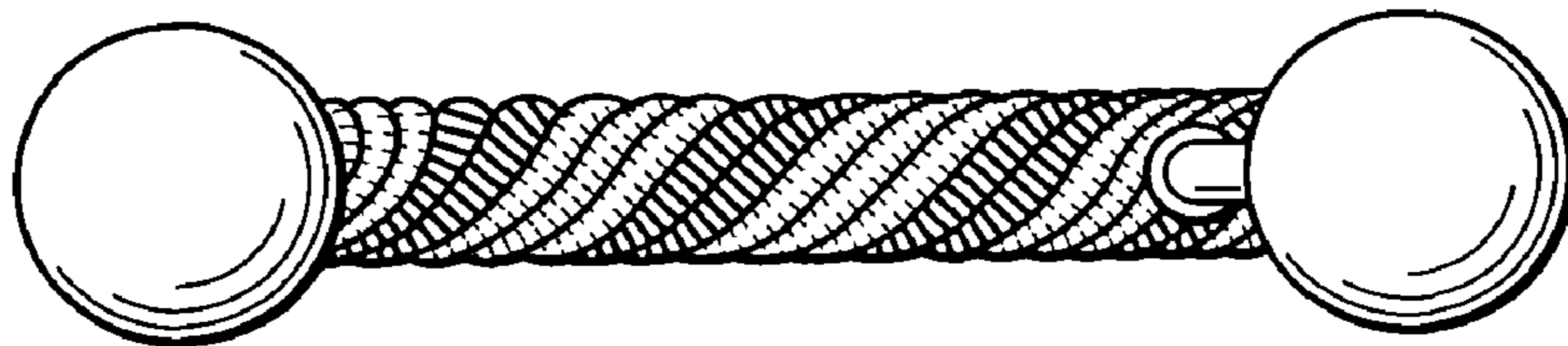


FIG. 7